

SERVICE MANUAL

MODEL	JP	E3	E2	EK	EA	E1C	E1K	EUT
AVR-1910		✓	✓			✓		
AVR-1620						✓		
AVR-1610		✓	✓			✓		
AVR-790		✓			✓			
AVR-590		✓			✓			

AV SURROUND RECEIVER

• For purposes of improvement, specifications and design are subject to change without notice.

• Please use this service manual with referring to the operating instructions without fail.

• Some illustrations using in this service manual are slightly different from the actual set.

DENON

D&M Holdings Inc.

SAFETY PRECAUTIONS

The following check should be performed for the continued protection of the customer and service technician.

LEAKAGE CURRENT CHECK

Before returning the unit to the customer, make sure you make either (1) a leakage current check or (2) a line to chassis resistance check. If the leakage current exceeds 0.5 milliamps, or if the resistance from chassis to either side of the power cord is less than 460 kohms, the unit is defective.

CAUTION Please heed the points listed below during servicing and inspection.

◎ Heed the cautions!

Spots requiring particular attention when servicing, such as the cabinet, parts, chassis, etc., have cautions indicated on labels or seals. Be sure to heed these cautions and the cautions indicated in the handling instructions.

◎ Caution concerning electric shock!

- (1) An AC voltage is impressed on this set, so touching internal metal parts when the set is energized could cause electric shock. Take care to avoid electric shock, by for example using an isolating transformer and gloves when servicing while the set is energized, unplugging the power cord when replacing parts, etc.
- (2) There are high voltage parts inside. Handle with extra care when the set is energized.

◎ Caution concerning disassembly and assembly!

Though great care is taken when manufacturing parts from sheet metal, there may in some rare cases be burrs on the edges of parts which could cause injury if fingers are moved across them. Use gloves to protect your hands.

◎ Only use designated parts!

The set's parts have specific safety properties (fire resistance, voltage resistance, etc.). For replacement parts, be sure to use parts which have the same properties. In particular, for the important safety parts that are marked \triangle on wiring diagrams and parts lists, be sure to use the designated parts.

◎ Be sure to mount parts and arrange the wires as they were originally!

For safety reasons, some parts use tape, tubes or other insulating materials, and some parts are mounted away from the surface of printed circuit boards. Care is also taken with the positions of the wires inside and clamps are used to keep wires away from heating and high voltage parts, so be sure to set everything back as it was originally.

◎ Inspect for safety after servicing!

Check that all screws, parts and wires removed or disconnected for servicing have been put back in their original positions, inspect that no parts around the area that has been serviced have been negatively affected, conduct an insulation check on the external metal connectors and between the blades of the power plug, and otherwise check that safety is ensured.

(Insulation check procedure)

Unplug the power cord from the power outlet, disconnect the antenna, plugs, etc., and turn the power switch on. Using a 500V insulation resistance tester, check that the insulation resistance between the terminals of the power plug and the externally exposed metal parts (antenna terminal, headphones terminal, microphone terminal, input terminal, etc.) is $1M\Omega$ or greater. If it is less, the set must be inspected and repaired.

CAUTION Concerning important safety parts

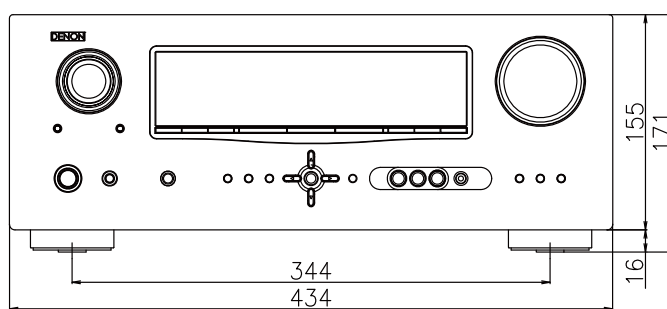
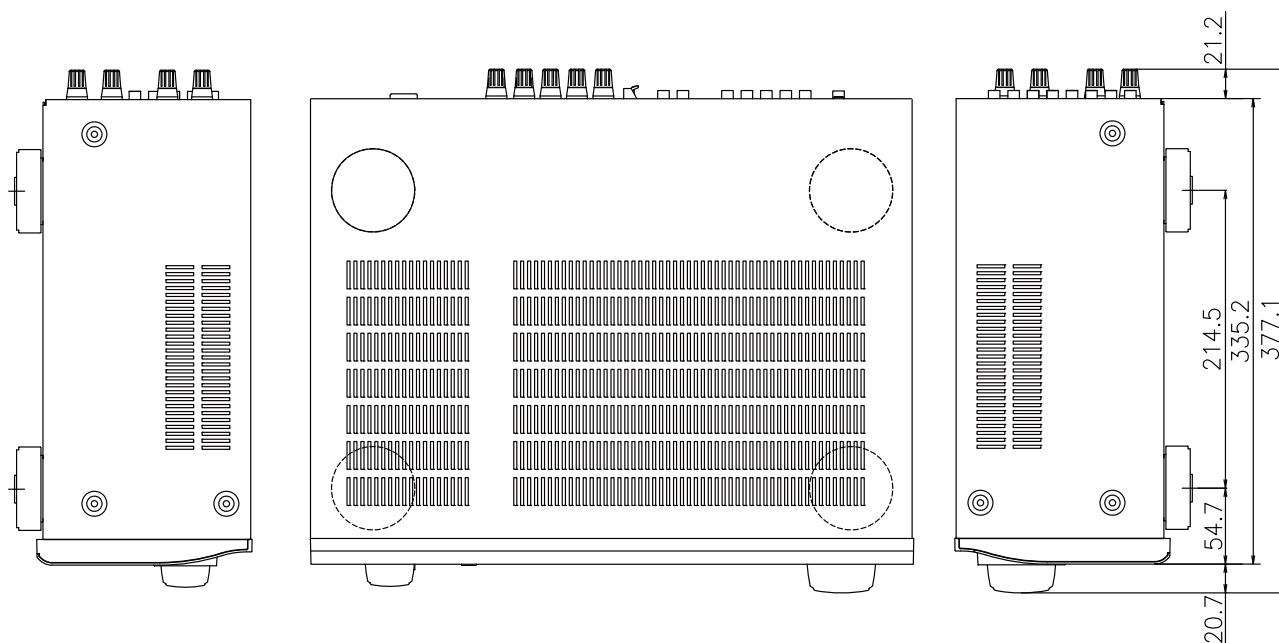
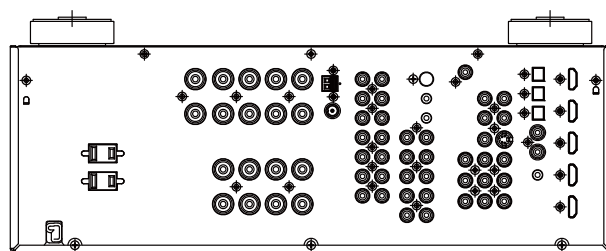
Many of the electric and structural parts used in the set have special safety properties. In most cases these properties are difficult to distinguish by sight, and using replacement parts with higher ratings (rated power and withstand voltage) does not necessarily guarantee that safety performance will be preserved. Parts with safety properties are indicated as shown below on the wiring diagrams and parts lists in this service manual. Be sure to replace them with parts with the designated part number.

- (1) Schematic diagrams ... Indicated by the \triangle mark.
- (2) Parts lists ... Indicated by the \triangle mark.

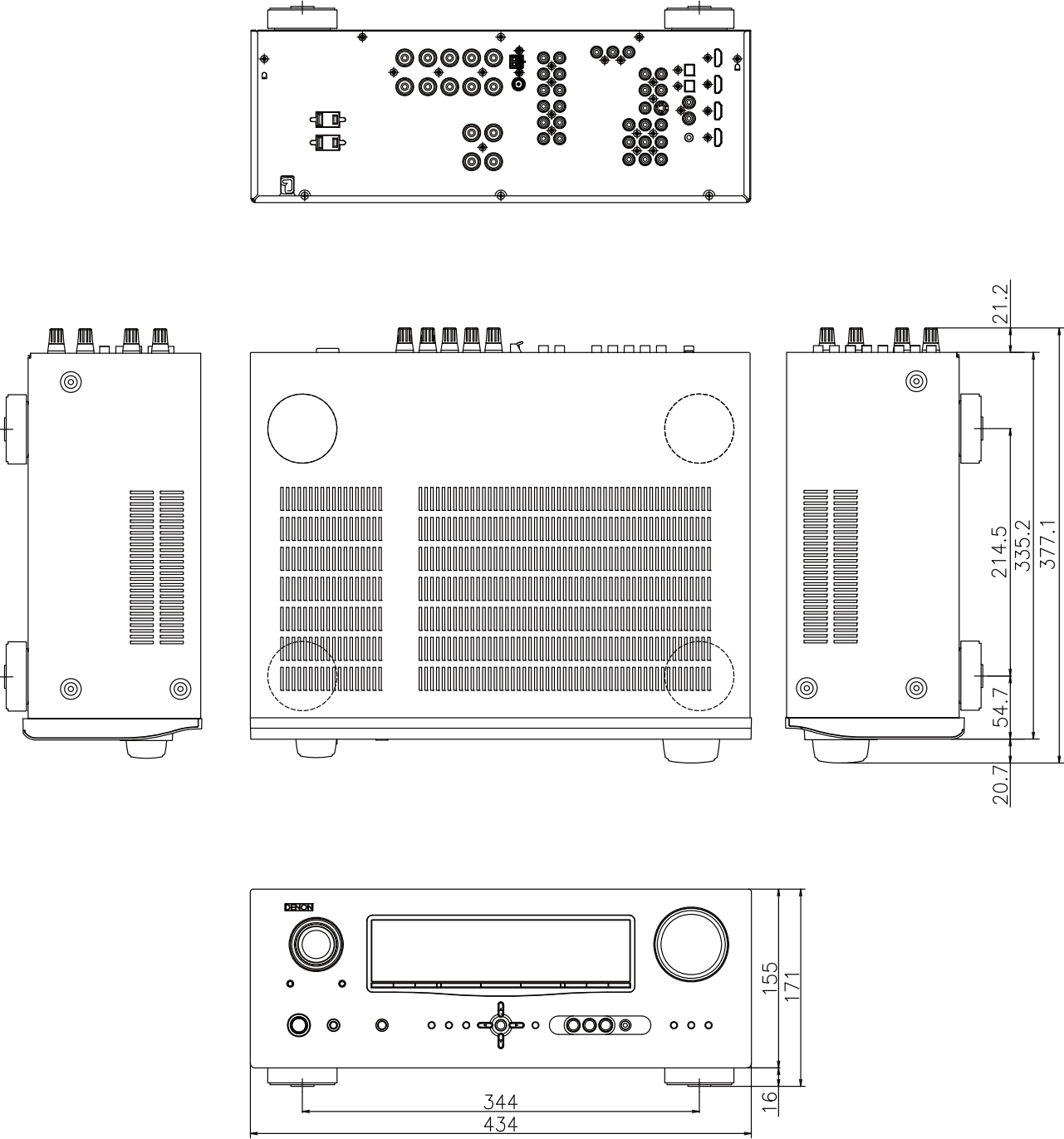
Using parts other than the designated parts could result in electric shock, fires or other dangerous situations.

DIMENSION

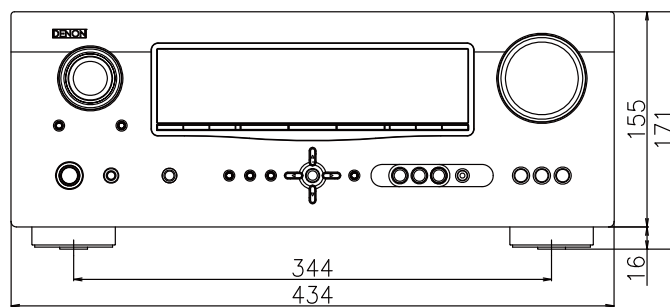
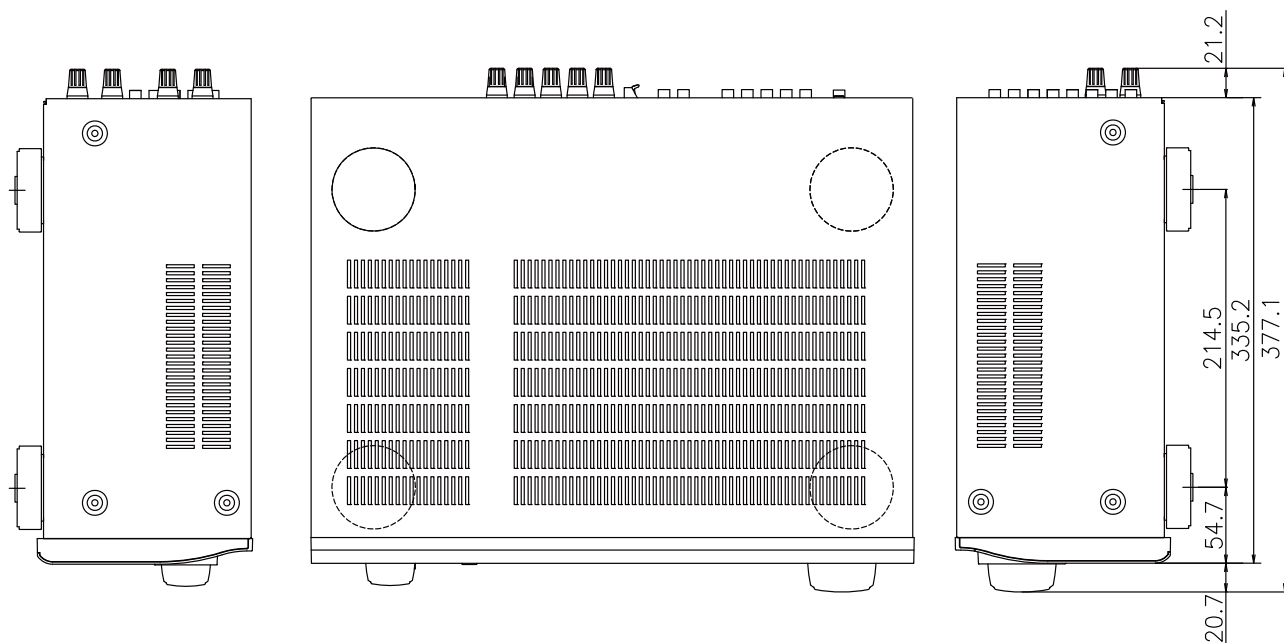
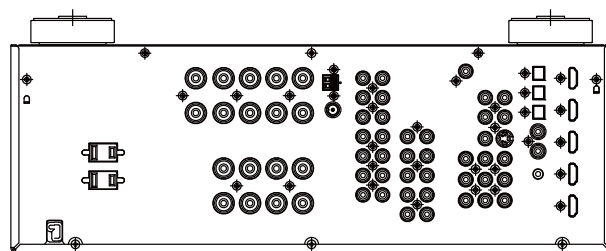
AVR-1910 model



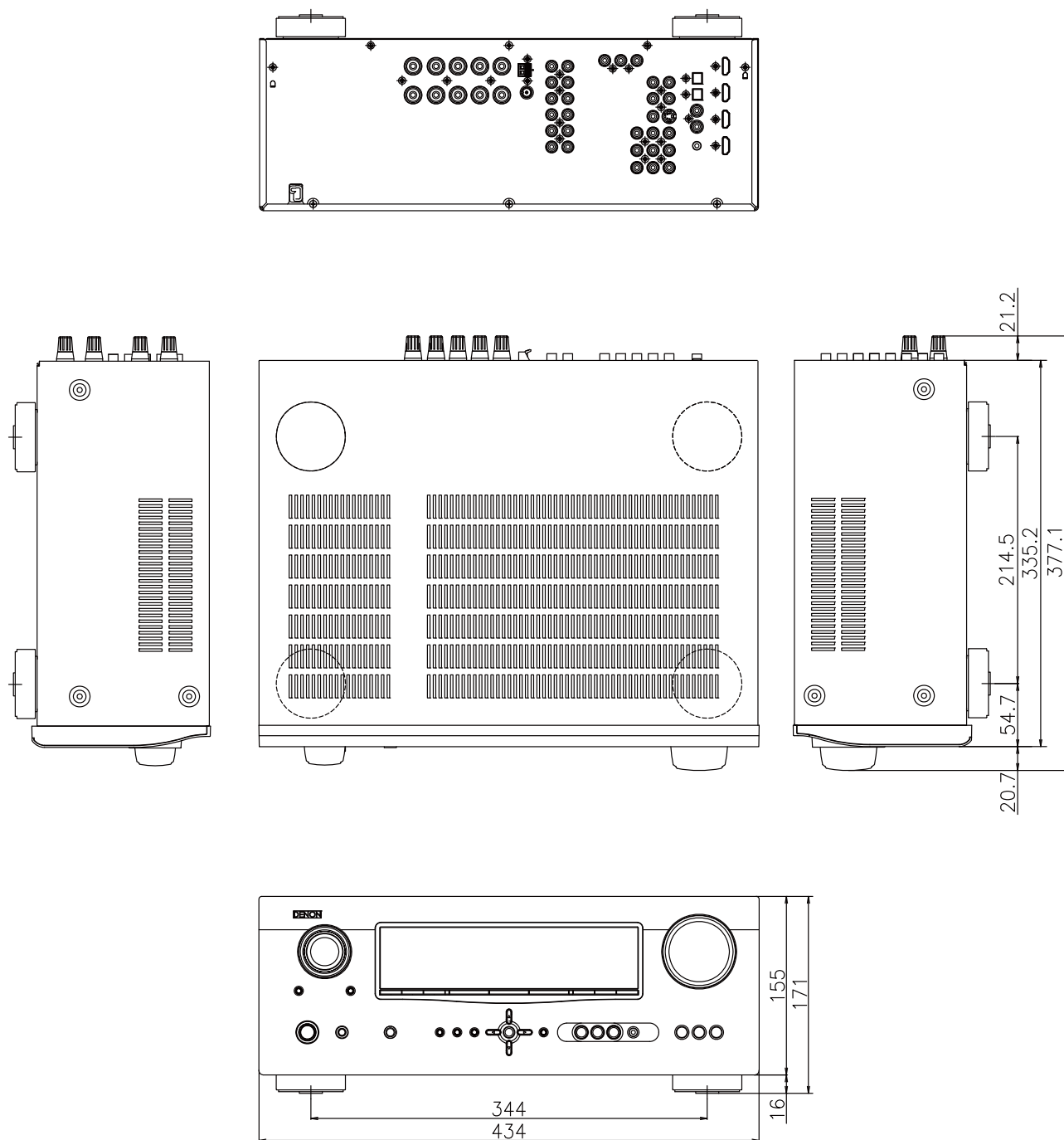
AVR-1610/1620 model



AVR-790 model



AVR-590 model




WIRE ARRANGEMENT

If wire bundles are untied or moved to perform adjustment or parts replacement etc., be sure to rearrange them neatly as they were originally bundled or placed afterward.
Otherwise, incorrect arrangement can be a cause of noise generation.

Wire arrangement viewed from the top

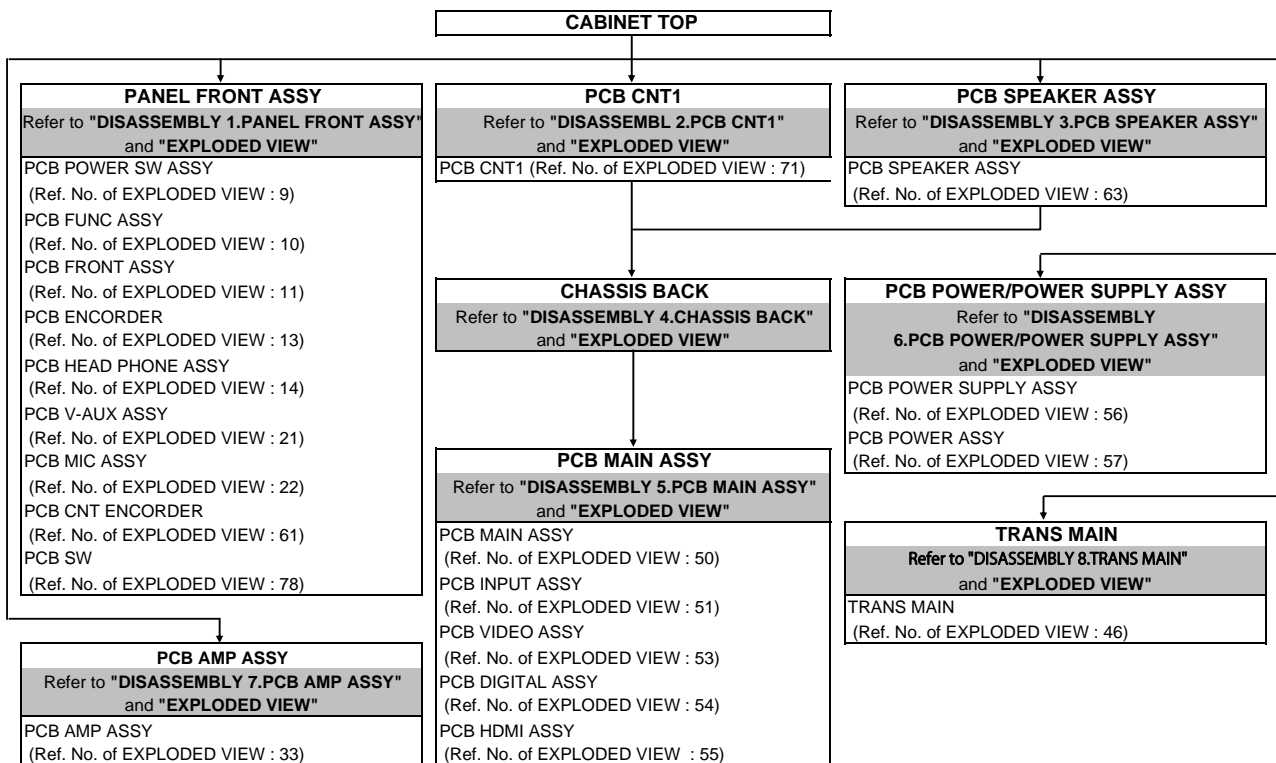
Back Panel side



Front Panel side

DISASSEMBLY

- Disassemble in order of the arrow of the figure of following flow.
- In the case of the re-assembling, assemble it in order of the reverse of the following flow.
- In the case of the re-assembling, observe "attention of assembling" it.



About the photos used for descriptions in the “DISASSEMBLY” section.

- The direction from which the photographs used herein were photographed is indicated at "Direction of photograph: ****" at the left of the respective photographs.
- Refer to the table below for a description of the direction in which the photos were taken.
- Photographs for which no direction is indicated were taken from above the product.
- The photograph is AVR-1910.

The viewpoint of each photograph (Photografy direction)

[View from above]


Direction of photograph: B



Front side



Direction of photograph: C →



← Direction of photograph: D



Direction of photograph: A




1. PANEL FRONT ASSY

Proceeding : **CABINET TOP** → **PANEL FRONT ASSY**

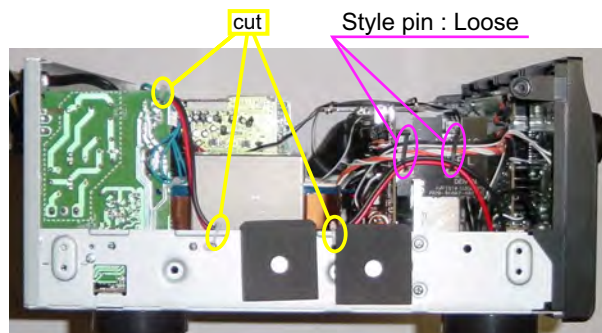
- (1) Remove the screws.

View from bottom




- (2) Cut the wire clamp band, and loose the style pin.

Direction of photograph: D



- (3) Cut the wire clamp band, then loose the style pin and Cord holder. Disconnect the connector wire and FFC Cable.




Please refer to "EXPLODED VIEW" for the disassembly method of each P.W.B included in PANEL FRONT ASSY.

2. PCB CNT1

Proceeding : **CABINET TOP** → **PCB CNT1**


- (1) Disconnect the connector board.



3. PCB SPEAKER ASSY

Proceeding : **CABINET TOP** → **PCB SPEAKER ASSY**

- (1) Disconnect the connector wires.



- (2) Remove the screws.


Direction of photograph: A



4. CHASSIS BACK

Proceeding : **CABINET TOP** → **PCB SPEAKER ASSY** → **CHASSIS BACK**

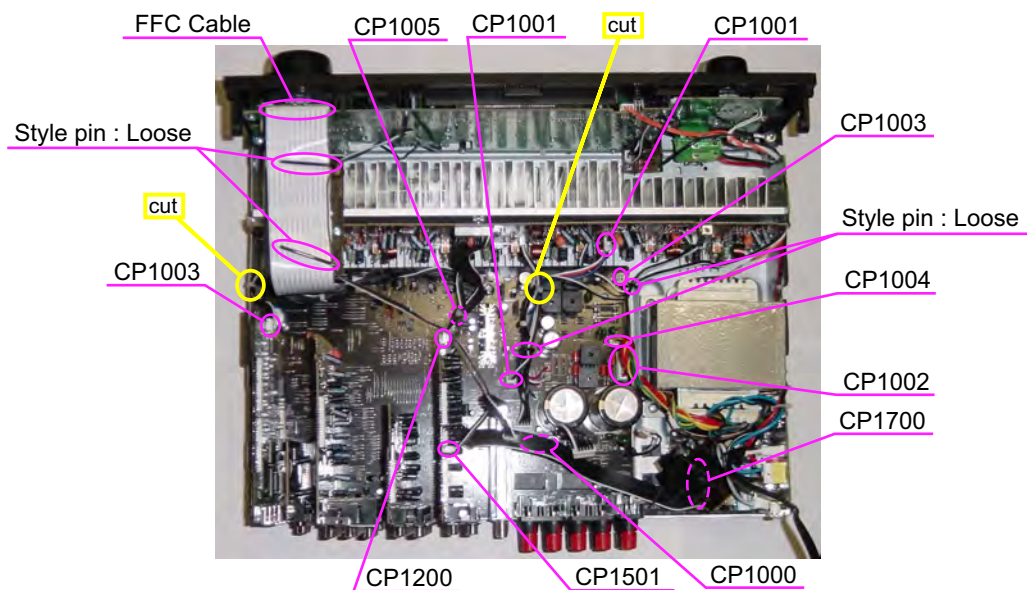
- (1) Remove the screws.



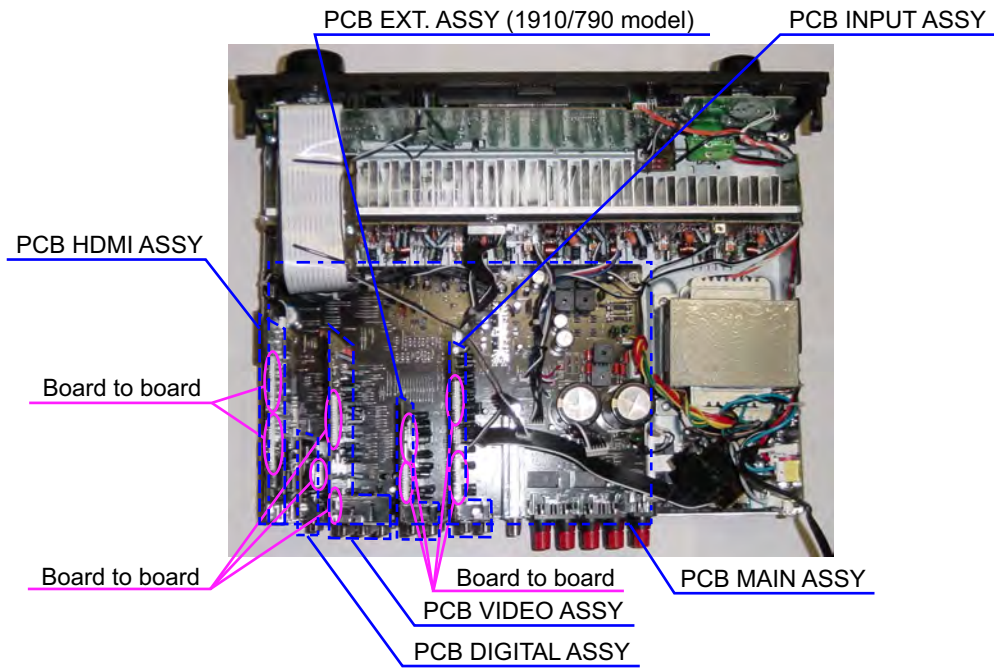
5. PCB MAIN ASSY

Proceeding : **CABINET TOP** → **PCB SPEAKER ASSY** → **CHASSIS BACK**
→ **PCB MAIN ASSY**


- (1) Cut the wire clamp band, then loose the style pin and Cord holder. Disconnect the connector wire and FFC Cable.



(1) Disconnect the connector board.



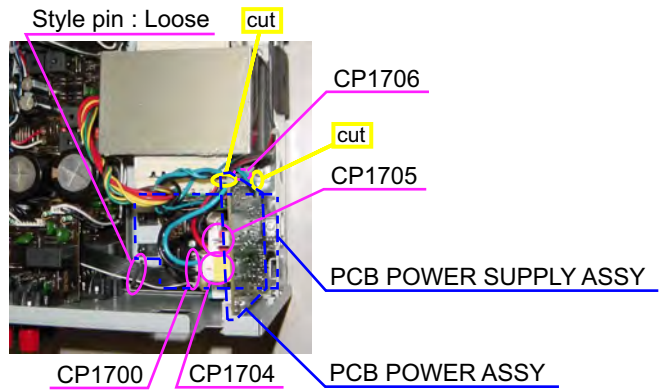
(2) Remove the screws.




6. PCB POWER/POWER SUPPLY ASSY

Proceeding : CABINET TOP → PCB POWER/POWER SUPPLY ASSY

- (1) Cut the wire clamp band, then loose the style pin and Cord holder. Disconnect the connector wire.




- (2) Remove the screws.




7. PCB AMP ASSY

Proceeding : **CABINET TOP** → **PCB AMP ASSY**



- (1) Remove the screws.



- (2) Cut the wire clamp band, then loose the style pin and Cord holder. Disconnect the connector wire.



- (3) Loose the style pin, then remove the screws.




8. TRANS MAIN


Proceeding : **CABINET TOP** → **TRANS MAIN**

- (1) Loose the style pin.


Direction of photograph: D



- (2) Loose the Cord holder, then disconnect the connector wire.



- (3) Remove the screws.



CAUTION IN SERVICING

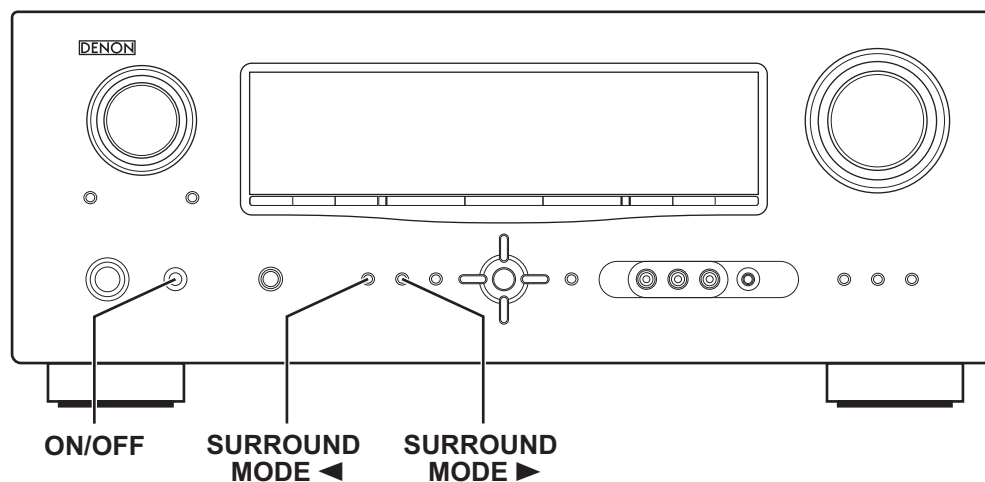
Initializing AV SURROUND RECEIVER

AV SURROUND RECEIVER initialization should be performed when the μ com, peripheral parts of μ com, and Digital P.W.B. are replaced.

1. Switch off the unit.
2. With the "SURROUND MODE ◀" and "SURROUND MODE ▶" buttons pressed, press the "ON/OFF" button to turn the power on.
3. Check that the entire display is flashing with an interval of about 1 second, and release your fingers from the 2 buttons and the microprocessor will be initialized.

Note: • If step 3 does not work, start over from step 1.

• All user settings will be lost and this factory setting will be recovered when this initialization mode. So make sure to memorize your setting for restoring after the initialization.



JIG to use for servicing

When you repair the printing board, you can use the following JIG (Extension cable kit). Please order to Denon Official Service Distributor in your region if necessary.

00D SPK- 561 EXTENSION UNIT KIT : 1 Set
00D SPK- 562 9120 CONN. JOINT KIT : 1 Set

When you update the firmware, you can use the following JIG (RS232C to internal connector conversion adapter with 8P cable kit). Please order to Denon Official Service Distributor in your region if necessary.

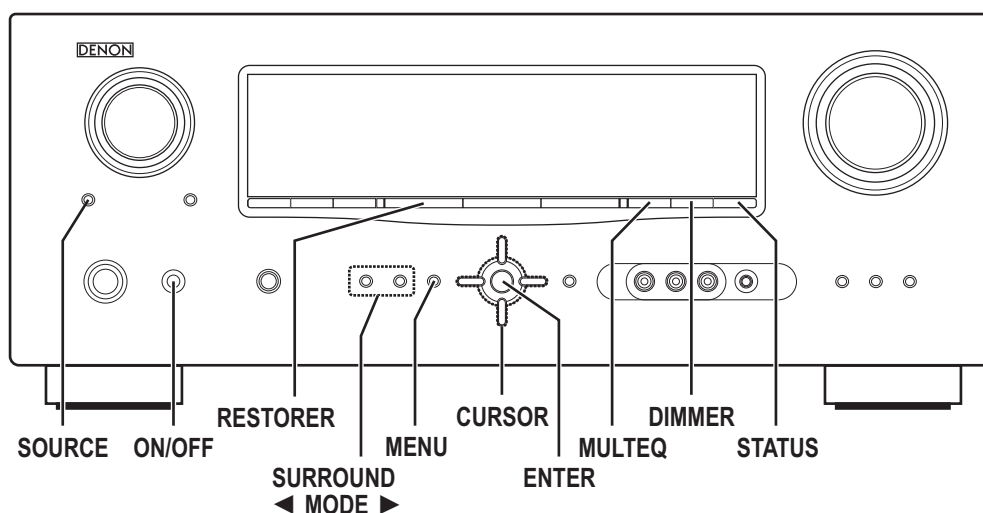
00DSPK-581 WRITING UNIT : 1 Set

SPECIAL MODE

Special mode setting button

※ Press the ON/OFF button to turn on while pressing both buttons A and B at the same time.

Mode	Button A	Button B	Contents
μcom/DSP Version display mode	STATUS	DIMMER	Serial No. and firmware versions such as Main, Sub, DSP are displayed in the FL manager. Errors are displayed when they occur. (Refer to 18 page.)
Errors checking mode (Displaying the protection history)	STATUS	MULT EQ	Displaying the protection history (Refer to 19 page.)
Initialization mode	SURROUND MODE◀	SURROUND MODE▶	Backup data initialization is carried out. (Refer to 16 page.)
Mode for switching tuner frequency step	SOURCE	- (non)	---E2 model only--- Select with the SOURCE ◀▶▶▼ button. Change tuner frequency step to AM:9k/FM:50kHz STEP or AM:10k/ FM:200kHz.
Mode for preventing remote control acceptance	CURSOR ◀	RESTORER	Operations using remote control are rejected. (Mode cancellation: Turn off power and execute the same button operations as when performing setup.)
Panel lock mode	SURROUND MODE◀	RESTORER	Operations using main unit panel buttons or master volume are rejected.
Panel lock mode (Remove Master volume)	SURROUND MODE▶	RESTORER	Operations using main unit panel buttons are rejected.
Cancellation of panel lock mode	MENU	RESTORER	Panel lock mode is cancelled.



1. µcom/DSP Version display mode

1.1. Operation specifications

µcom/DSP version display mode:

When started up, the version information is displayed.

Starting up:

With the "DIMMER" and "STATUS" buttons pressed, press the "ON/OFF" button to turn the power on.

Now, press the "STATUS" button to the display the 2nd item information on the FL Display.

1.2. Display Order

Destination information → Main-µcom version information → Sub-µcom version information → DSP version information
→ APLD version information

1.3. Error display

See the following table for each "Error information" display and its contents (status).

Display order is ①②③④.

Condition	State	Display
① Sub-µcom NG	No response from Sub-µcom	"□SUB□□ERROR□01□□"
② DIR NG	No response from DIR	"□DIR□□ERROR□01□□"
③ DSP NG	When DSP boot, executing DSP reset makes no change to DSP FLAG0 port "H".	"□DSP□□ERROR□01□□"
	No change to DSP FLAG0 port "H" before issuing DSP command.	"□DSP□□ERROR□02□□"
	When DSP data read, executing WRITE="L" makes no change to ACK="H".	"□DSP□□ERROR□03□□"
	When DSP data read, executing REQ="L" makes no change to ACK="L".	"□DSP□□ERROR□04□□"
	When DSP data write, executing WRITE="H" makes no change to ACK="H".	"□DSP□□ERROR□05□□"
	When DSP data write, executing REQ="L" makes no change to ACK="L".	"□DSP□□ERROR□06□□"
	When DSP special code boot, executing DSP reset makes no change to DSP FLAG0 port "H".	"□DSP□□ERROR□11□□"
	No change to DSP FLAG0 port "H" before issuing DSP special read command.	"□DSP□□ERROR□12□□"
	No change to DSP FLAG0 port "H" before DSP version read.	"□DSP□□ERROR□13□□"
④ Both SUB/DSP OK		(No error display, version display only)

2. Errors checking mode (Displaying the protection history)

2.1. Operation specifications

Error mode (Displaying the protection history):

When started up, the error information is displayed.

Starting up:

● All model commonness

With the "STATUS" and "MULTEQ" buttons pressed, press the "ON/OFF" button to turn the power on. The error (protection history display) mode is set.

Now, press the "STATUS" button to turn on the FL display.

2.2. About the display on the FL display

When the "STATUS" button is pressed after setting the error (protection history display) mode, a history like the one shown below is displayed, depending on the conditions.

- (1) Normally (when there has been no protection incident)

FLD		N	O		P	R	O	T	E	C	T				
-----	--	---	---	--	---	---	---	---	---	---	---	--	--	--	--

- (2) For ASO/DC (when the last protection incident was ASO or DC protection)

FLD		P	R	T	:	A	S	O	/	D	C				
-----	--	---	---	---	---	---	---	---	---	---	---	--	--	--	--

- (3) For THERMAL (when the last protection incident was THERMAL protection)

FLD		P	R	T	:	T	H	E	R	M	A	L			
-----	--	---	---	---	---	---	---	---	---	---	---	---	--	--	--

When the "STATUS" button is pressed again after the above protection history is displayed, the normal display reappears.

2.3. Clearing the protection history

There are two ways to clear the protection history, as described below.

- (1) Start up the error (protection display) mode, display the error, then press and hold in the "ENTER" button for 3 seconds.

FLD		:	T	H	E	R	M	A	L	T	H	E			
-----	--	---	---	---	---	---	---	---	---	---	---	---	--	--	--



Press and hold in the "ENTER" button for 3 seconds

FLD		P	R	T	:	C	L	E	A	R					
-----	--	---	---	---	---	---	---	---	---	---	--	--	--	--	--



The above is displayed and the protection history is cleared.

FLD		N	O		P	R	O	T	E	C	T				
-----	--	---	---	--	---	---	---	---	---	---	---	--	--	--	--

- (2) Initialize.

※ If you want to save a backup, use the method in 3.(1) above.

Warning indication by the POWER LED

If the power is turned off when a protection incident has been detected, the POWER LED (red) flashes as a warning according to the conditions in which the protection incident occurred.

- (1) ASO/DC PROTECTION : Flashes in cycles of 0.5 seconds (0.25 seconds lit, 0.25 seconds off)
(2) THERMAL PROTECTION : Flashes in cycles of 2 seconds (1 second lit, 1 second off)

ADJUSTMENT

Audio Section

Idling Current


Required measurement equipment: DC Voltmeter

1. Preparation

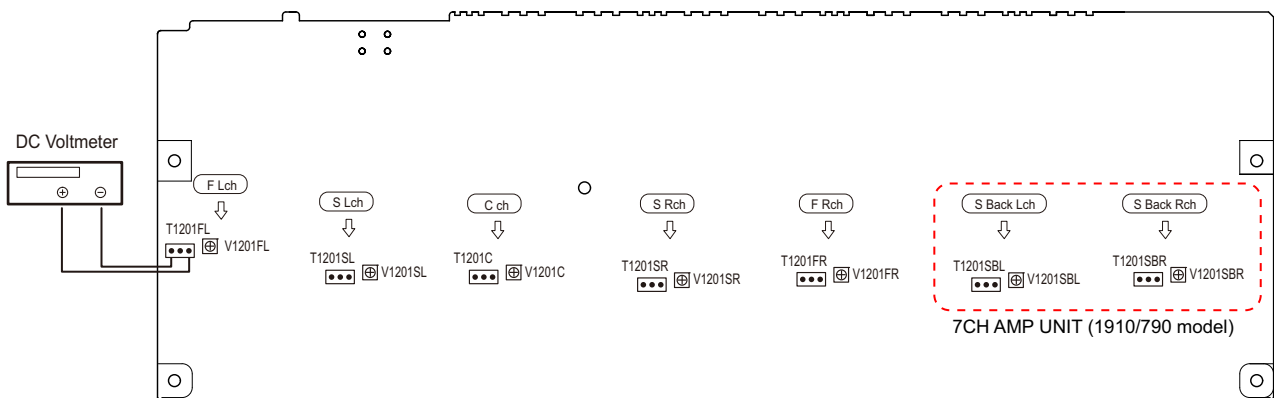
- (1) Avoid direct blow from an air conditioner or an electric fan, and adjust the unit at normal room temperature 15 °C ~ 30 °C (59 °F ~ 86 °F).
- (2) Presetting
 - POWER (Power source switch) OFF
 - SPEAKER (Speaker terminal) No load
(Do not connect speaker, dummy resistor, etc.)

2. Adjustment

- (1) Remove top cover and set VR1201 FL, FR, C, SL, SR, SBL, SBR on 7CH AMP UNIT at fully counterclockwise (⤿) position(1910/790 model).
- (1') Remove top cover and set VR1201 FL, FR, C, SL, SR on 5CH AMP UNIT at fully counterclockwise (⤿) position(1610/1620/590 model).
- (2) Connect DC Voltmeter to test points (FRONT-Lch: TP1201, FRONT-Rch: TP1205, CENTER ch: TP1203, SURROUND-Lch: TP1202, SURROUND-Rch: TP1204, SURROUND-BACK Lch: TP1207(1910/790 model), SURROUND-BACK Rch: TP1206 (1910/790 model)).
- (3) Connect power cord to AC Line, and turn power switch "ON".
- (4) Presetting.
MASTER VOLUME : "---" counterclockwise (⤿ min.)
SPEAKER (Speaker terminal) : No load
(Do not connect speaker, dummy resistor, etc.)
MODE : 7CH STEREO (5CH STEREO)
FUNCTION : CD
- (5) Within 2 minutes after the power on, turn VR1201 clockwise (⤻) to adjust the TEST POINT voltage to 1.5 mV ± 0.5 mV DC.
- (6) After 10 minutes from the preset above, turn VR1201 to set the voltage to 2.0 mV ± 0.5 mV DC.
- (7) Adjust the Variable Resistors of other channels in the same way.



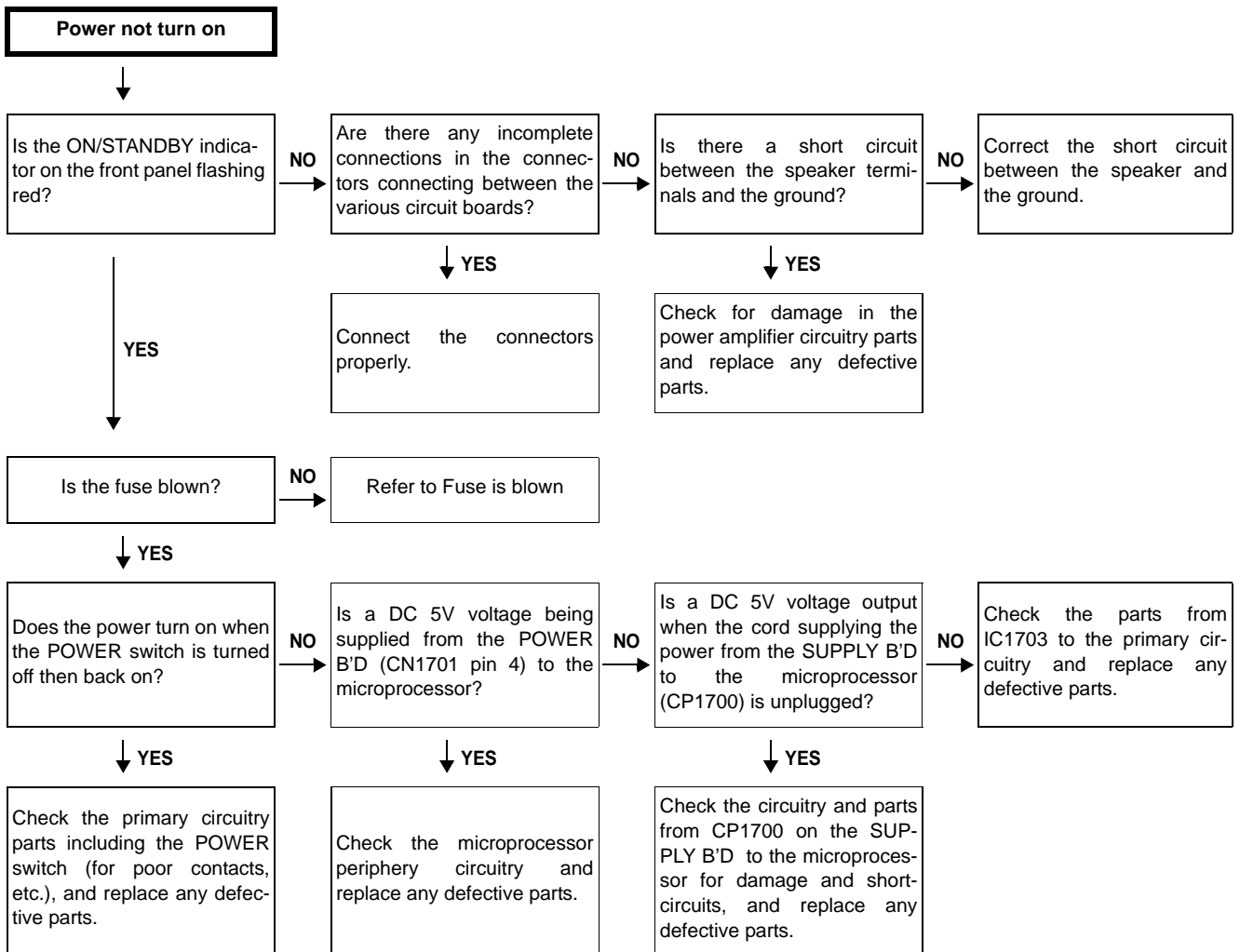
5CH AMP UNIT (1610/1620/590 model)
7CH AMP UNIT (1910/790 model)



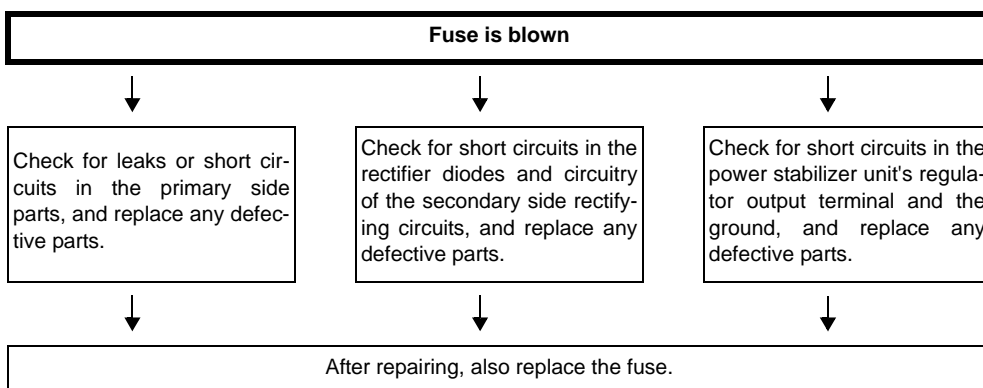
TROUBLE SHOOTING

1. POWER

1.1. Power not turn on



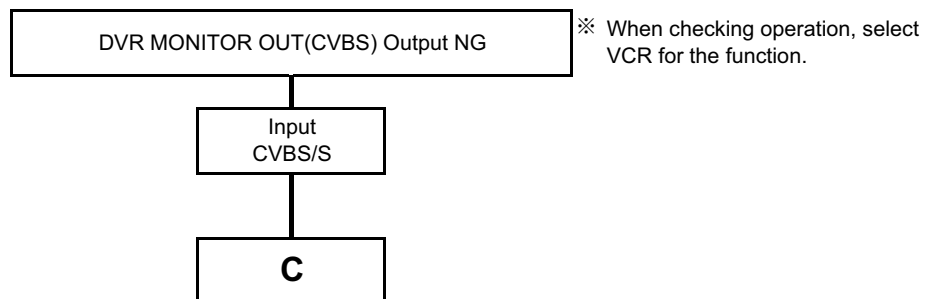
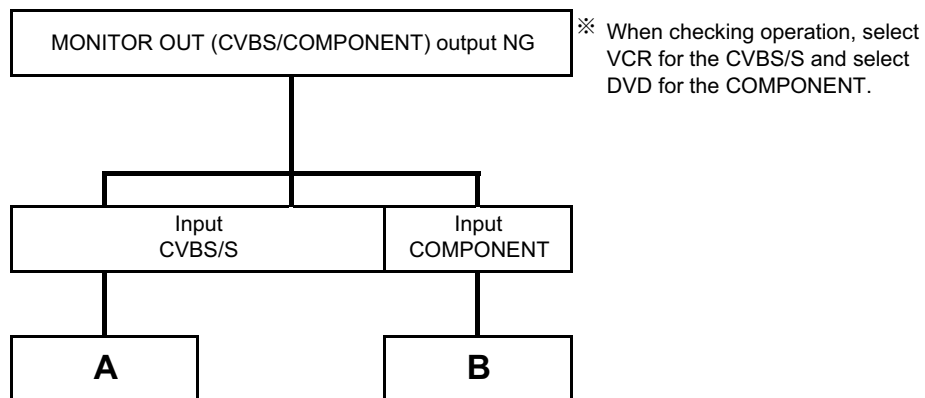
1.2. Fuse is blown

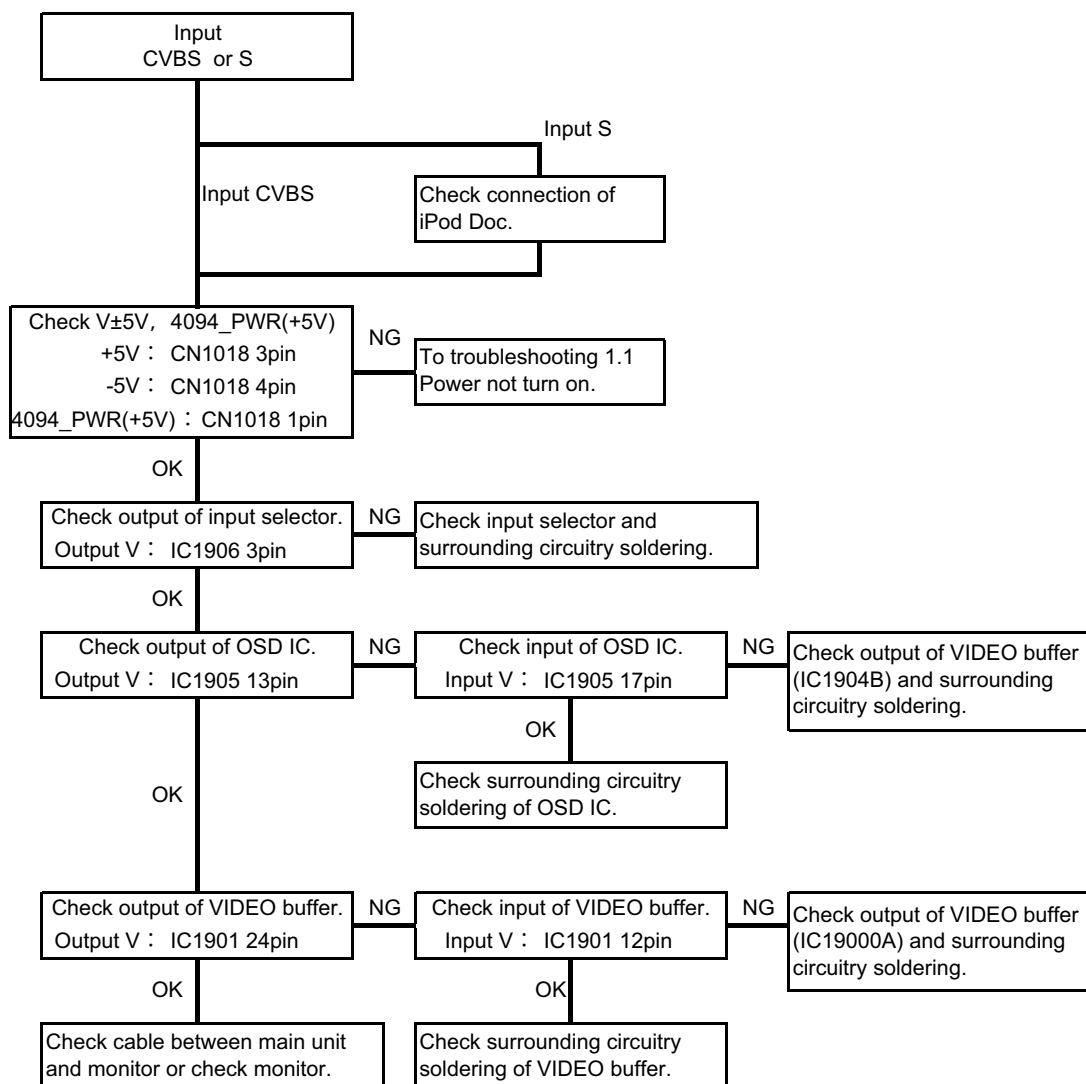
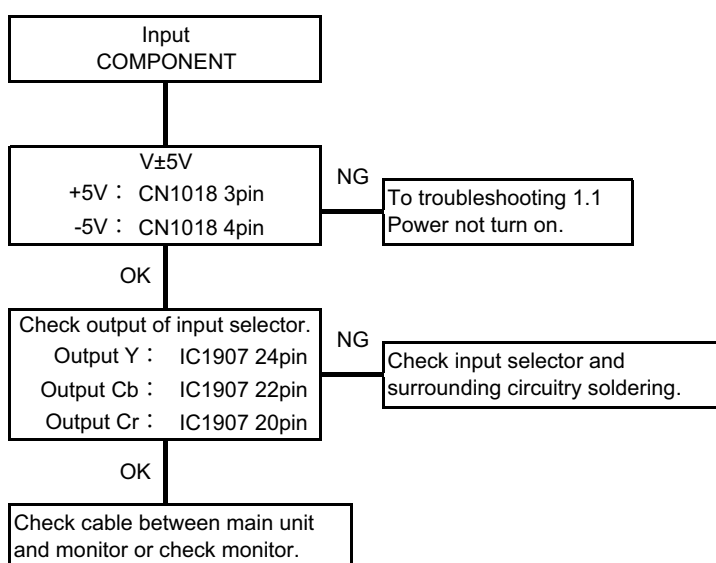


2. Analog video

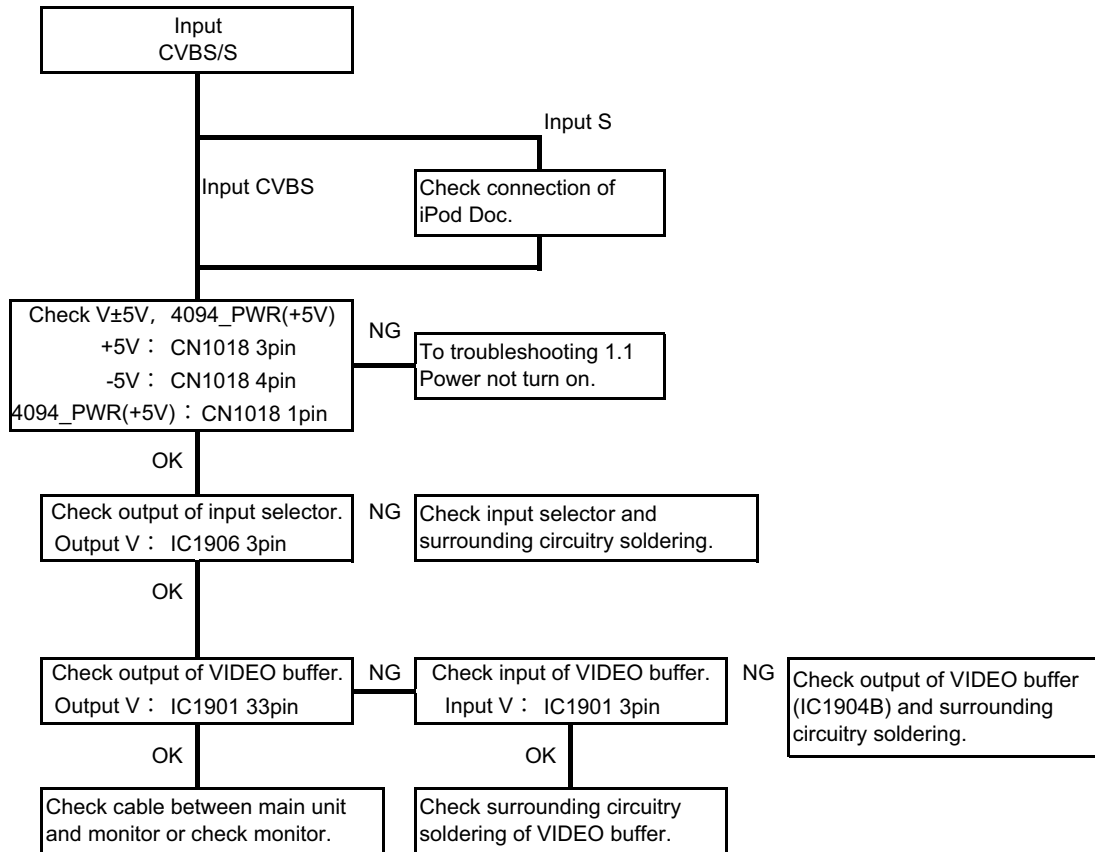
2.1. MONITOR OUT (CVBS/COMPONENT) output NG

DVR MONITOR OUT (CVBS) output NG

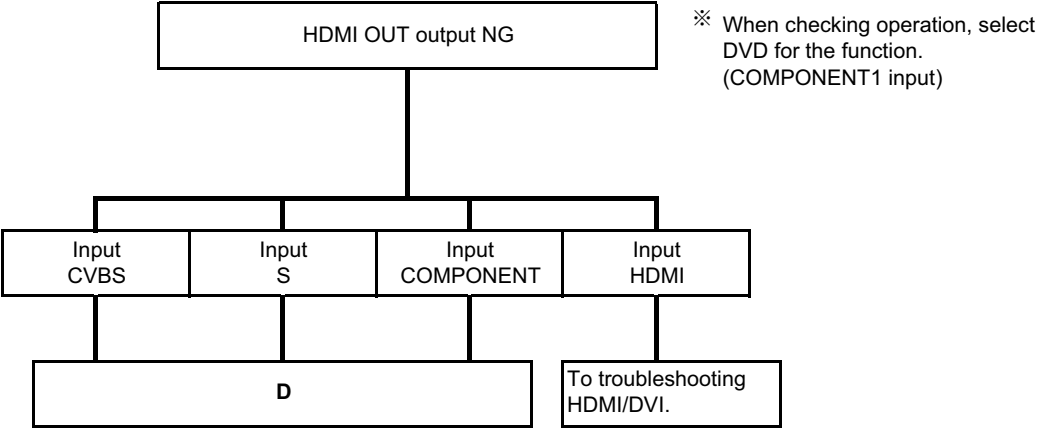


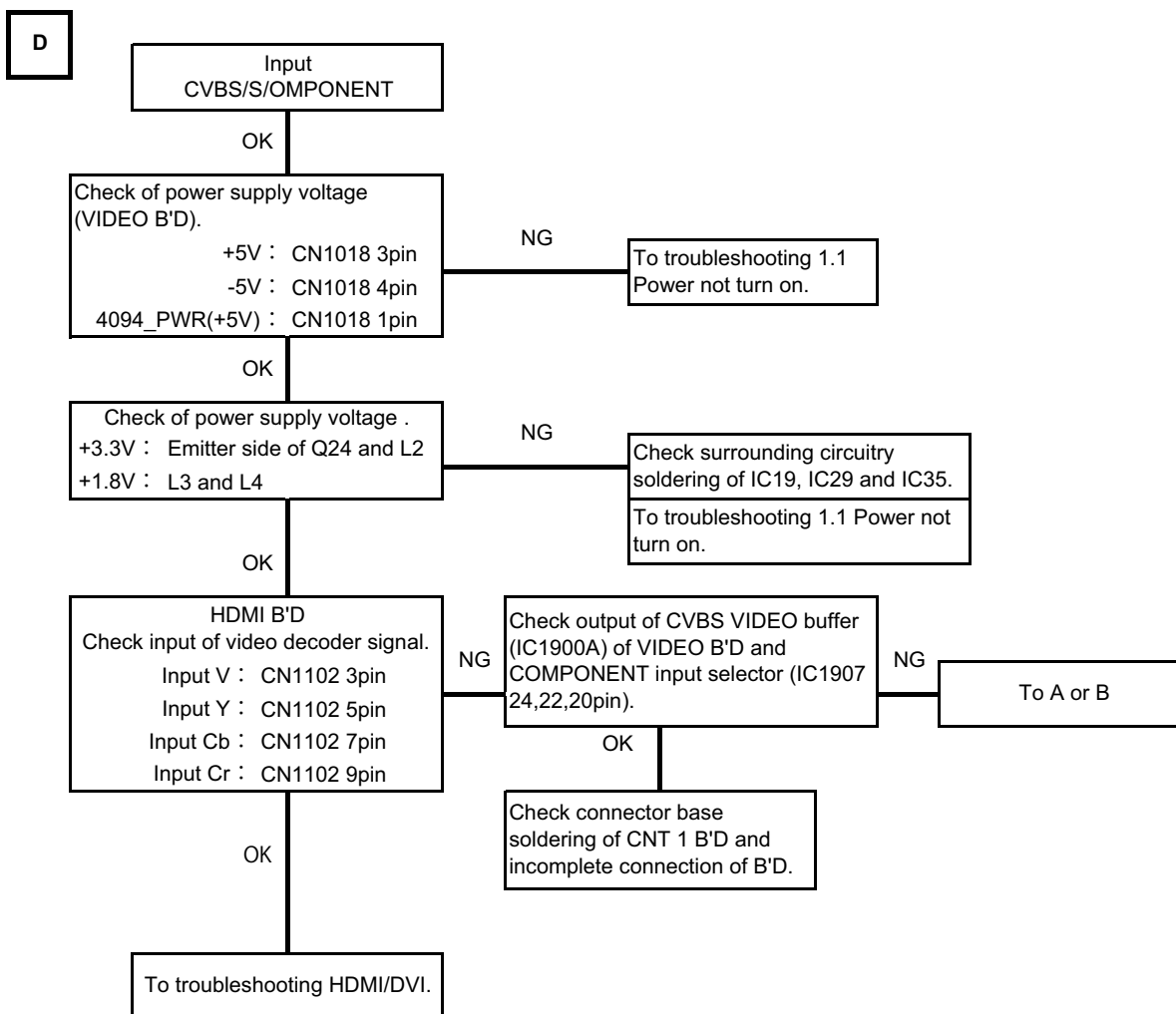
A**B**

C



2.2. HDMI OUT Output NG (AVR-1910/790 model)

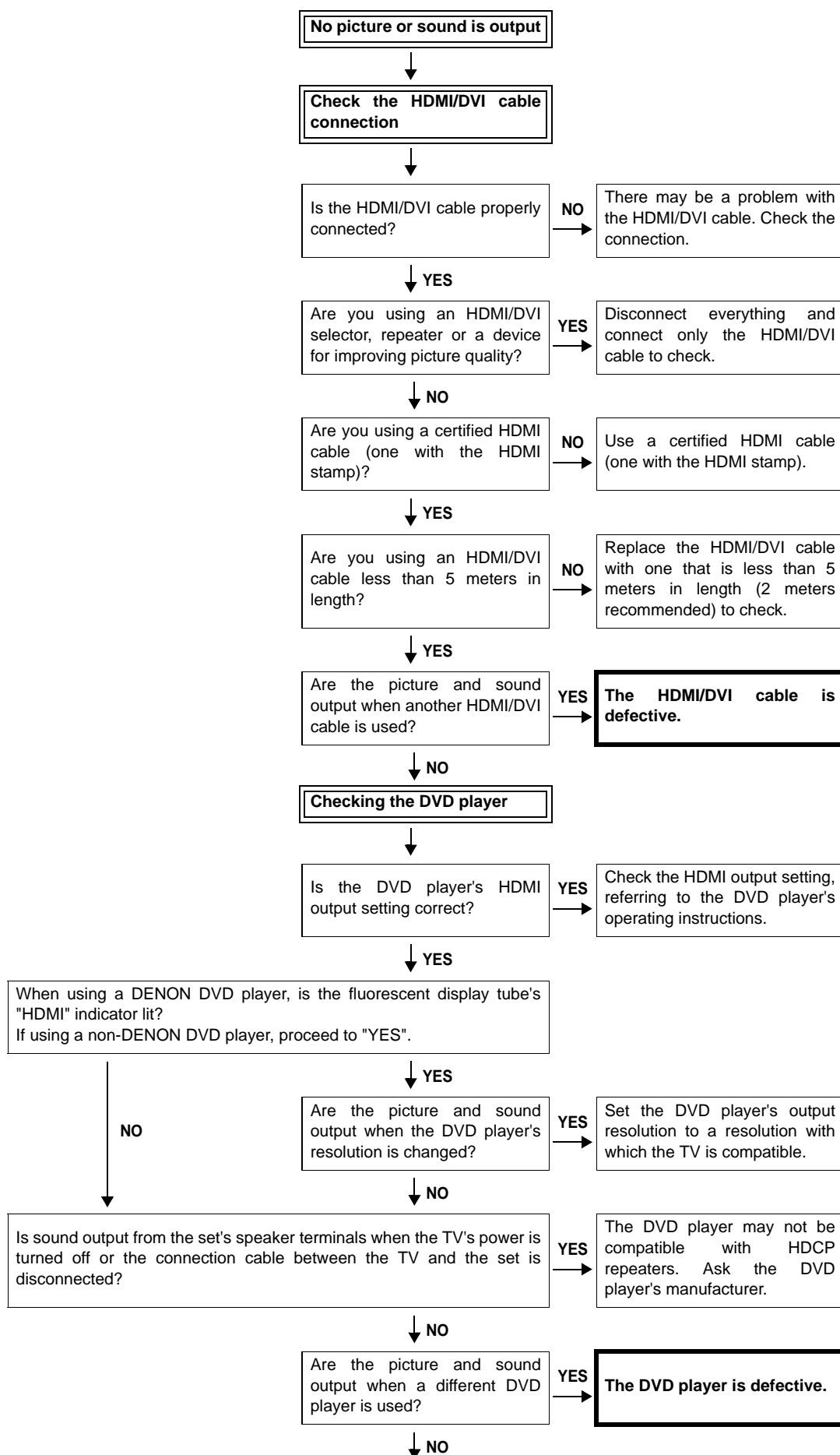


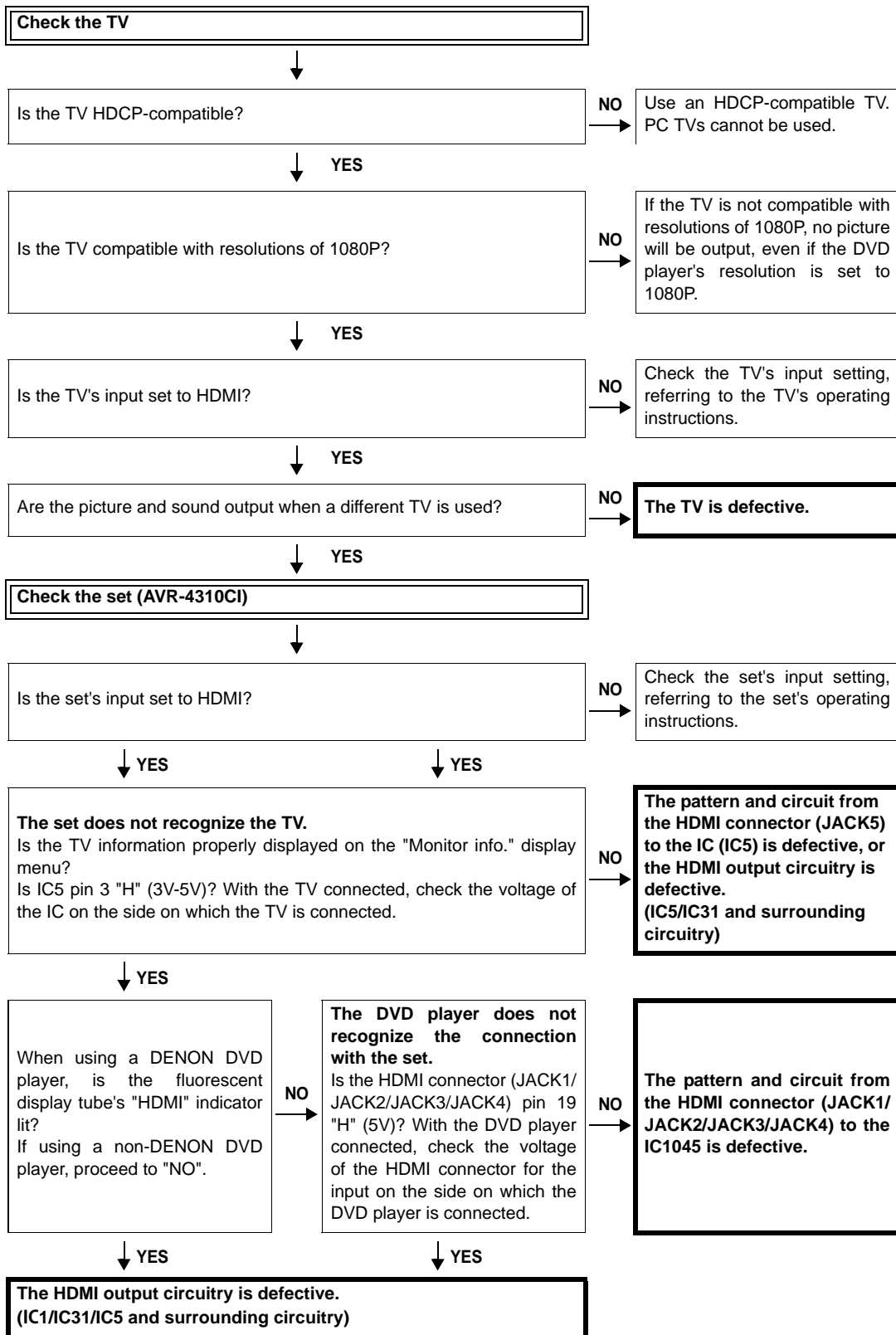


※ Unless specified, HDMI B'D part.

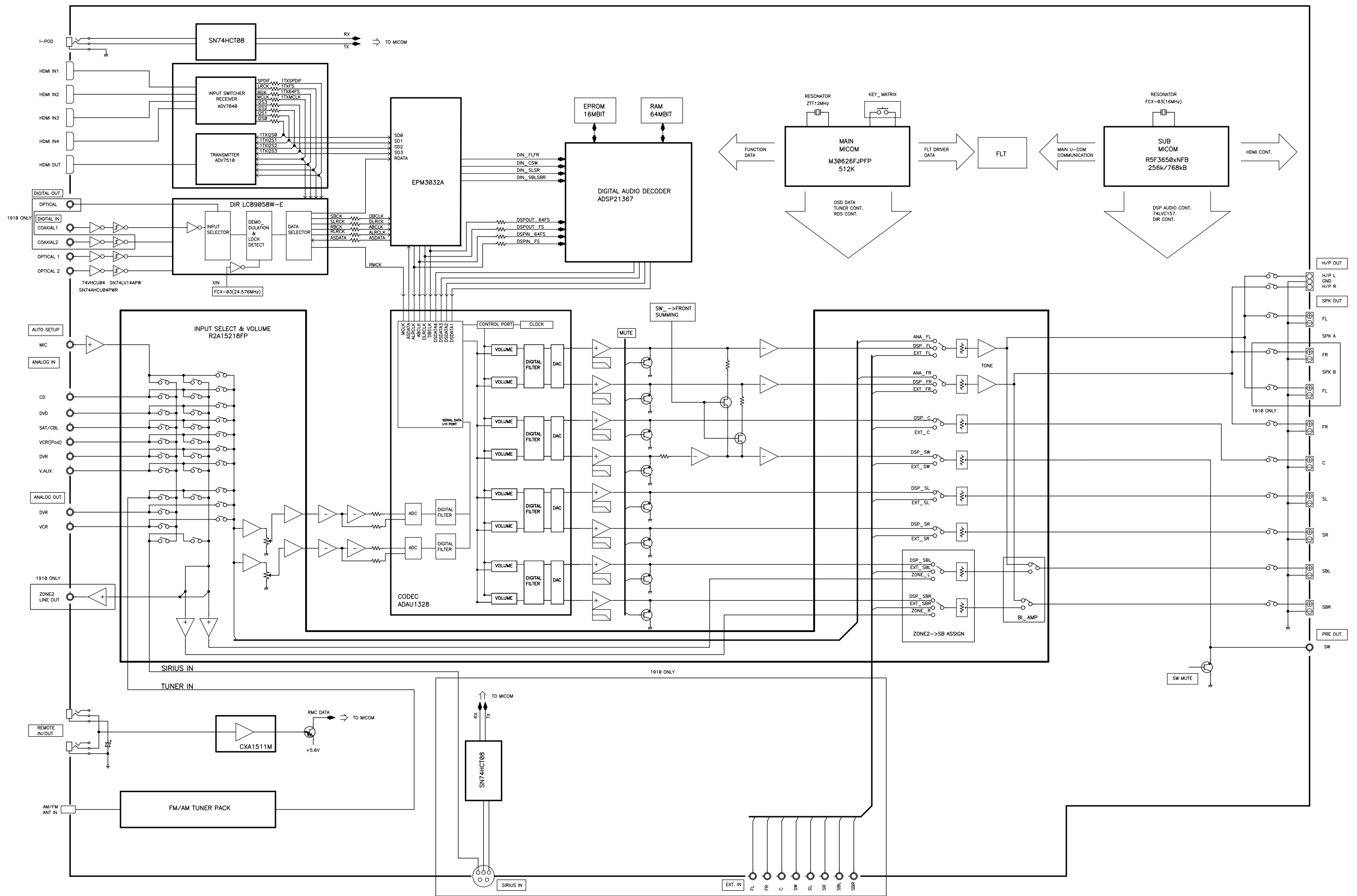
3. HDMI/DVI

3.1. No picture or sound is output

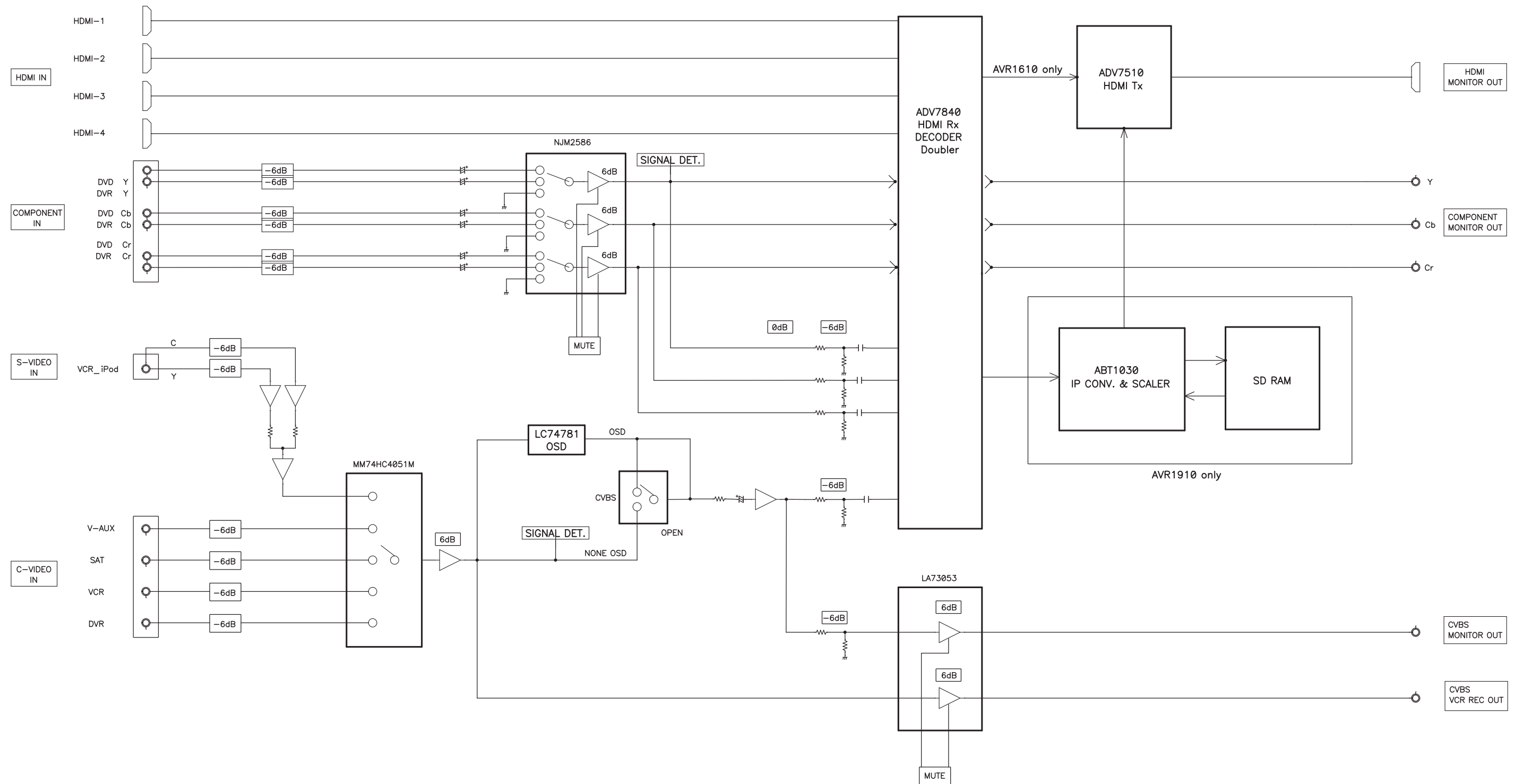




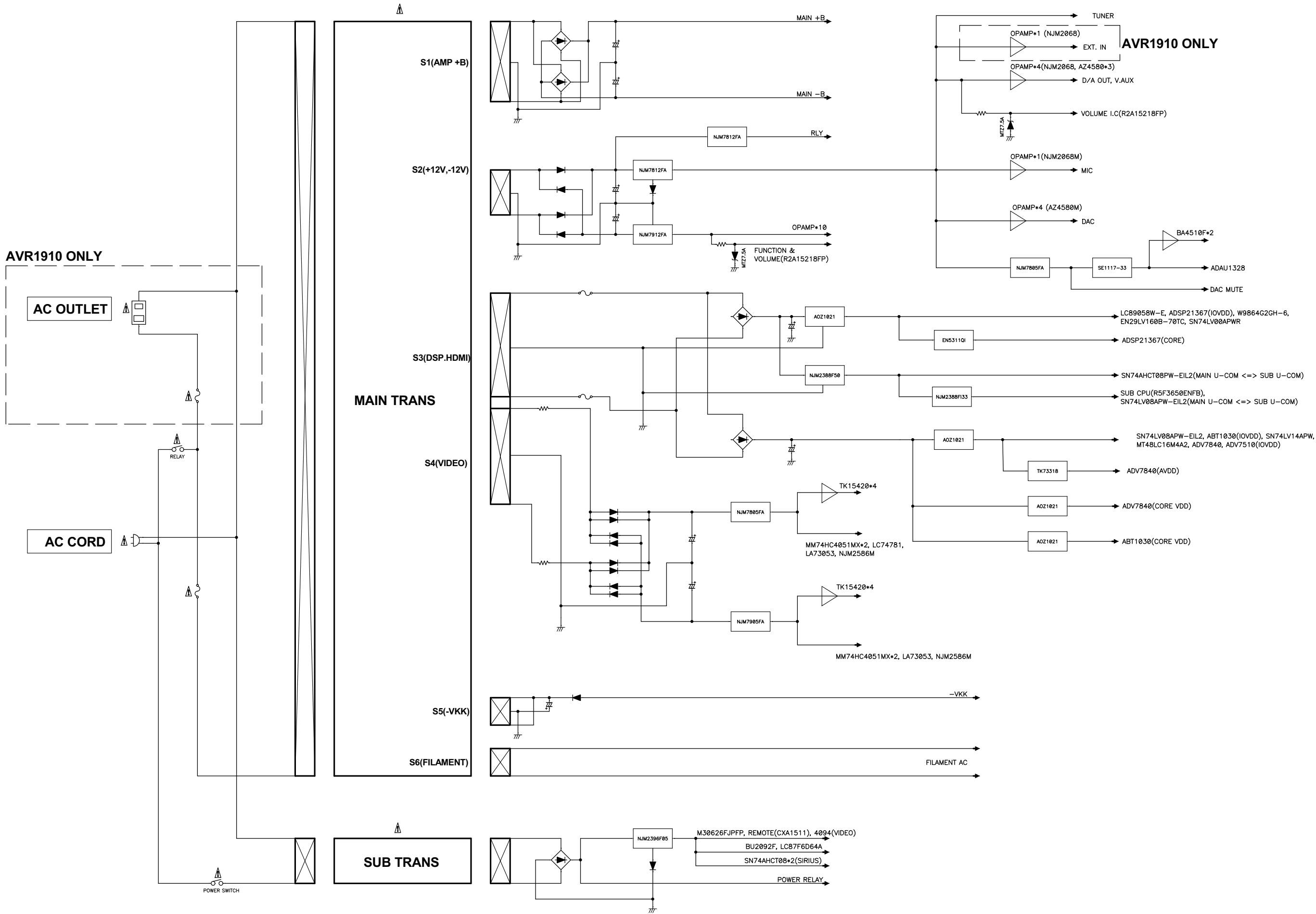
BLOCK DIAGRAM
AUDIO BLOCK DIAGRAM



VIDEO BLOCK DIAGRAM

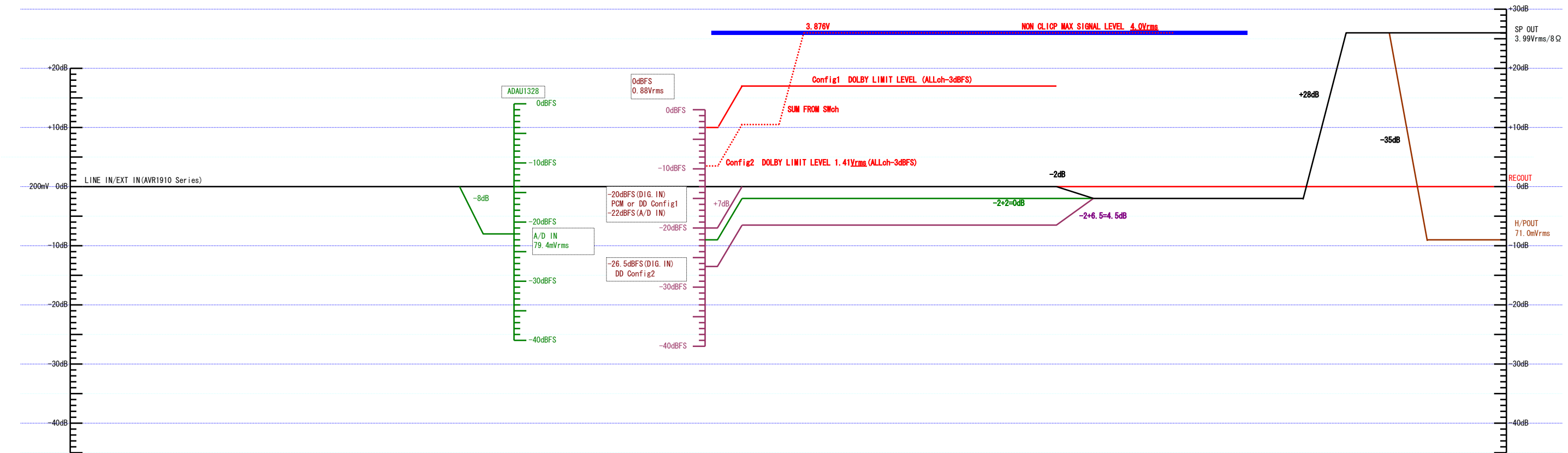
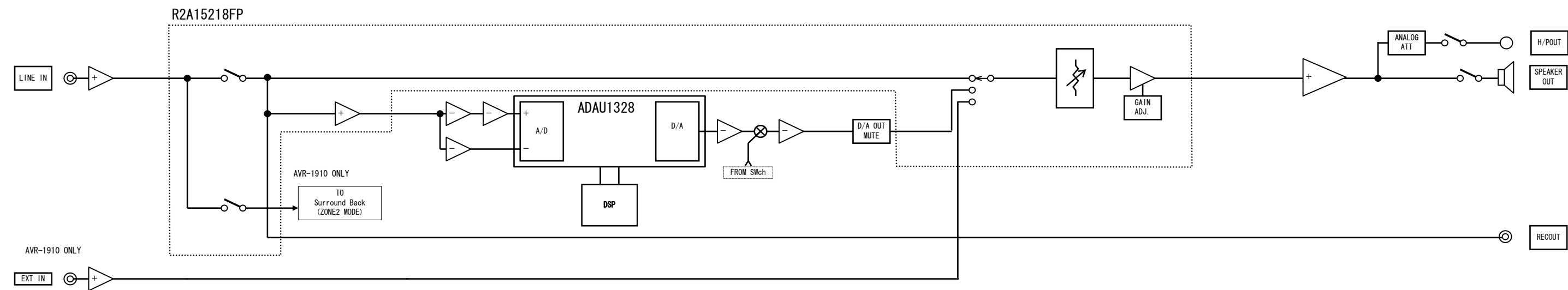


VCC DIAGRAM



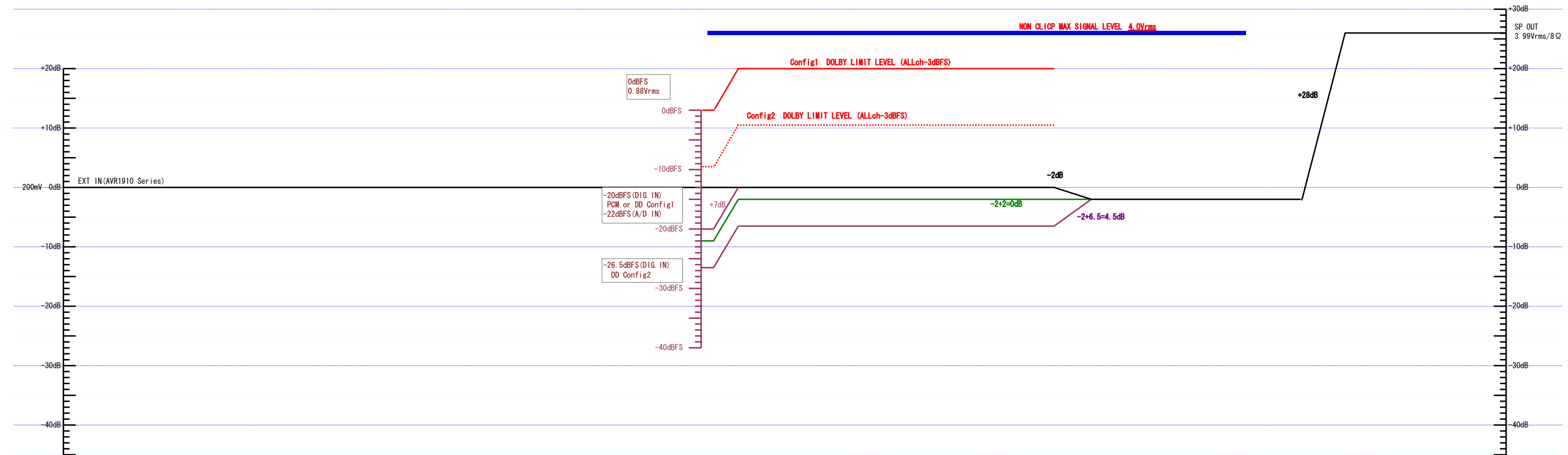
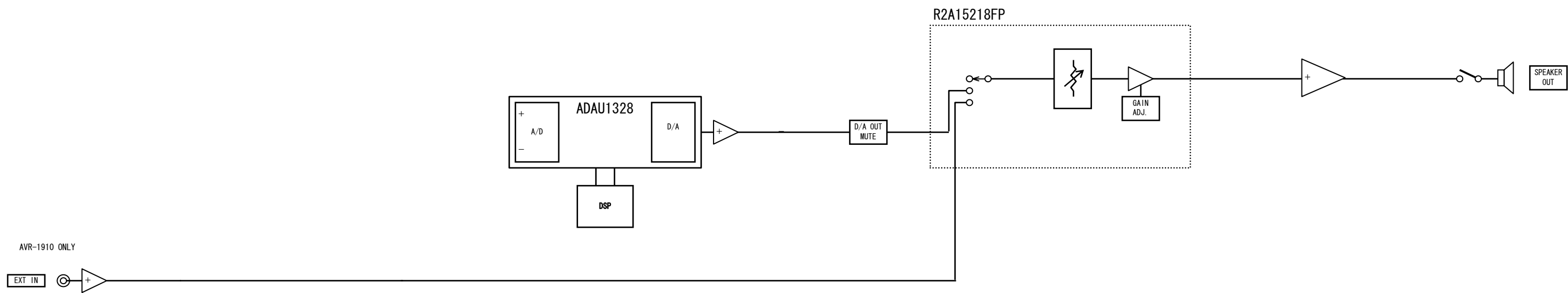
LEVEL DIAGRAMS
FRONT LEVEL DIAGRAM

LEVEL DIAGRAM
FRONT ch




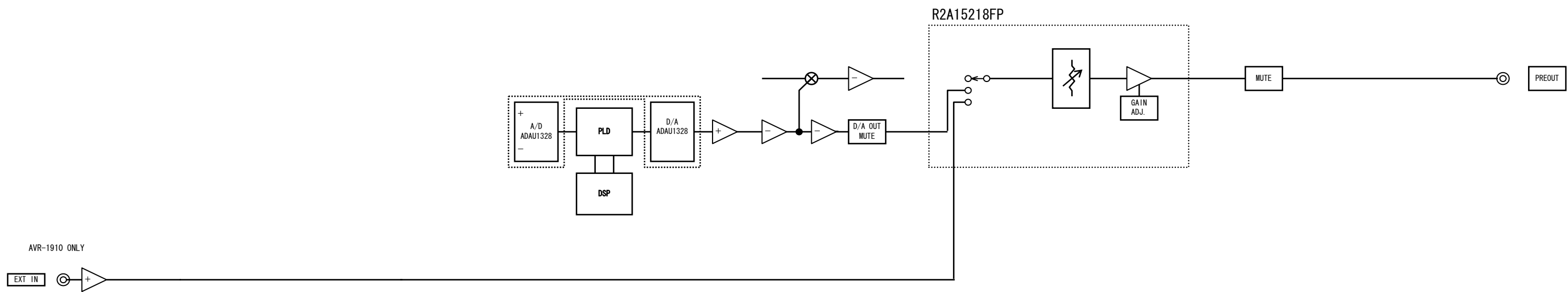
CENTER LEVEL DIAGRAM

LEVEL DIAGRAM
CENTER ch



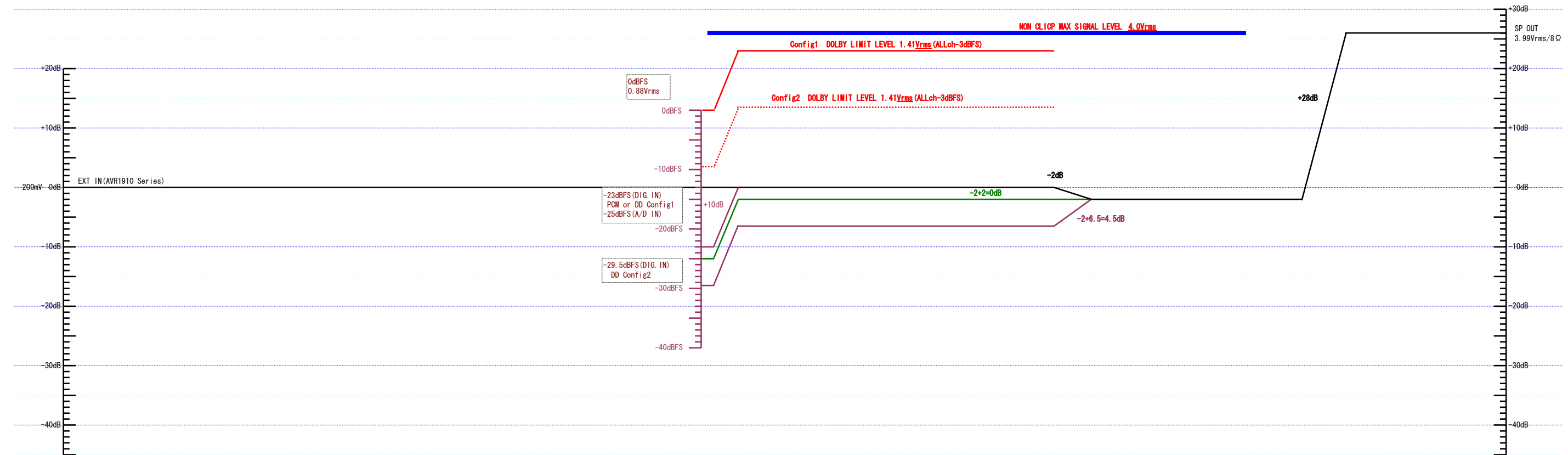
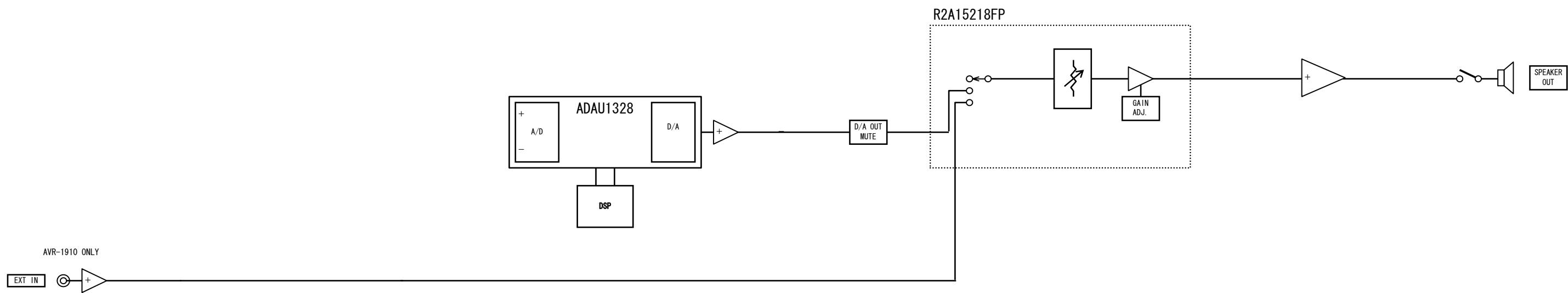
SUB WOOFER LEVEL DIAGRAM

LEVEL DIAGRAM
SUBWOOFER ch



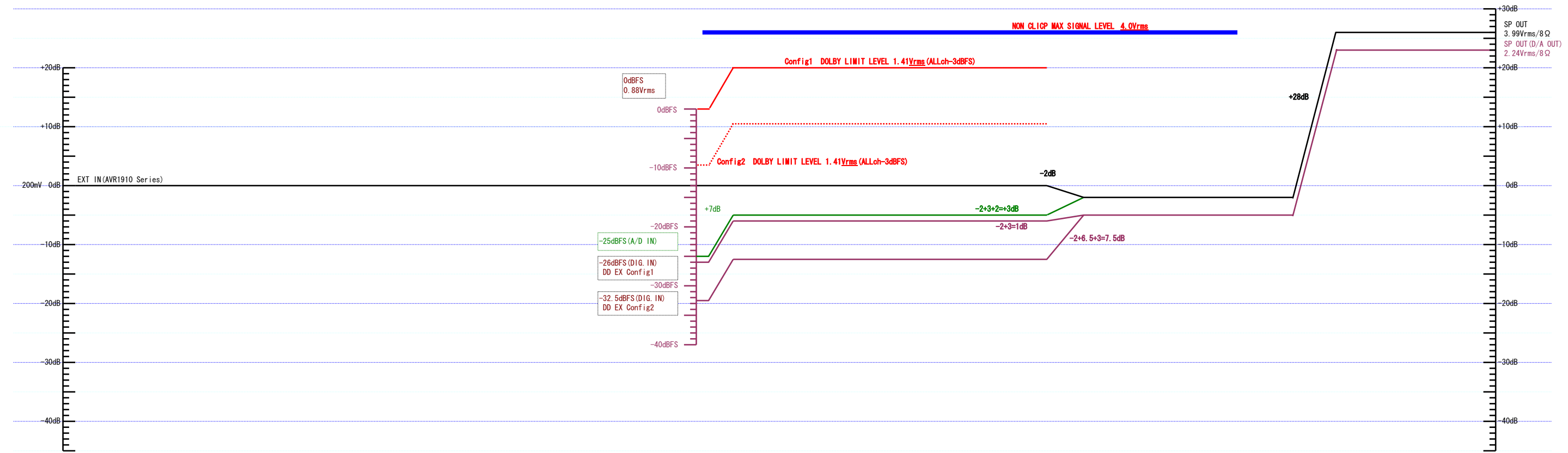
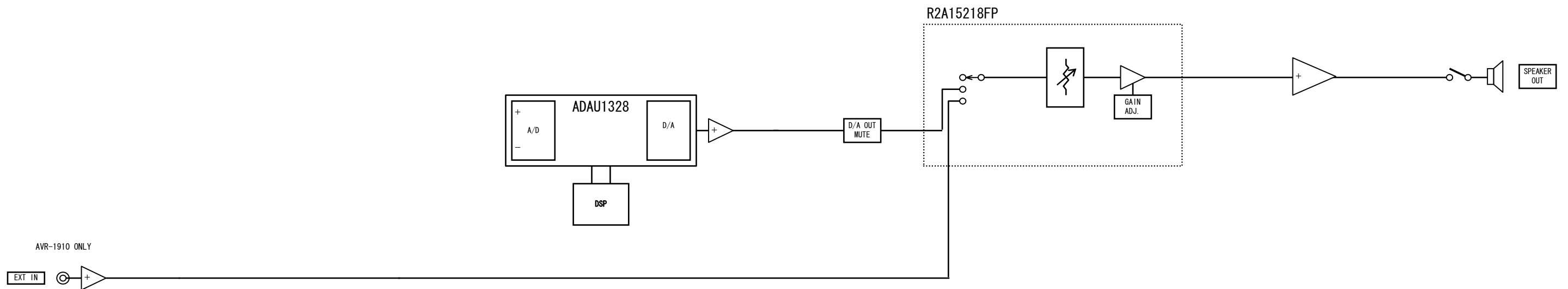
SURROUND LEVEL DIAGRAM

LEVEL DIAGRAM
SURROUND ch



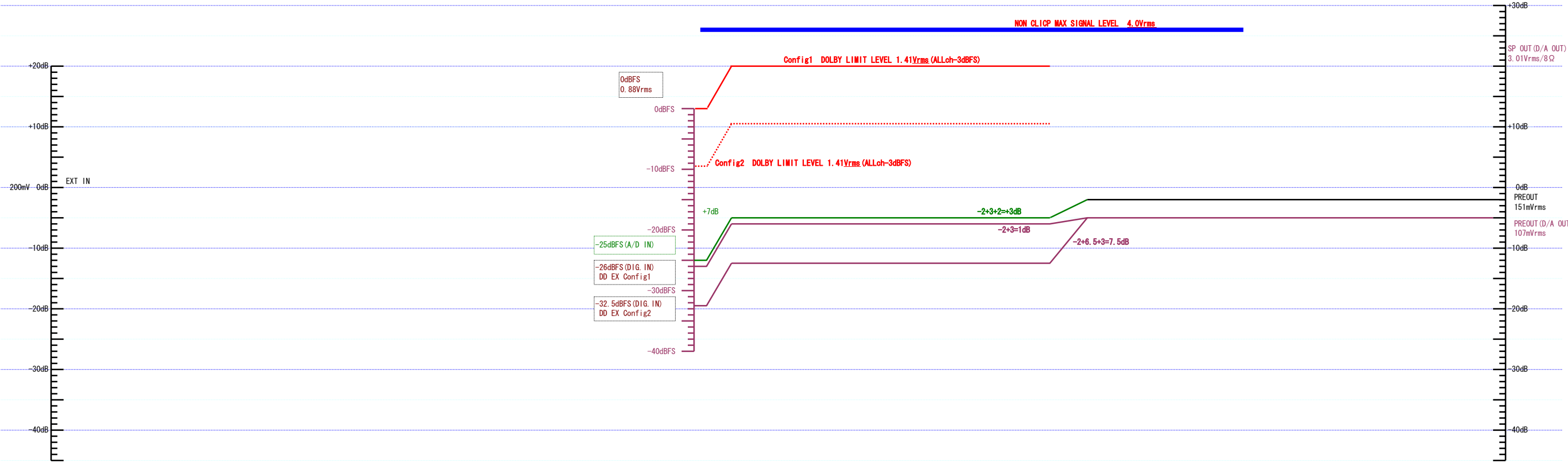
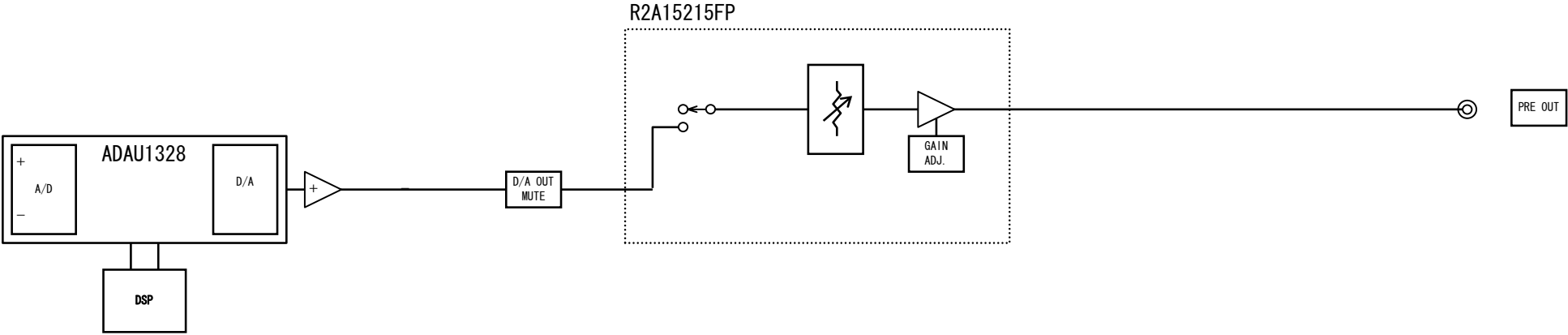
SURROUND BACK LEVEL DIAGRAM (1910/790 model)

LEVEL DIAGRAM
SURR.BACK ch

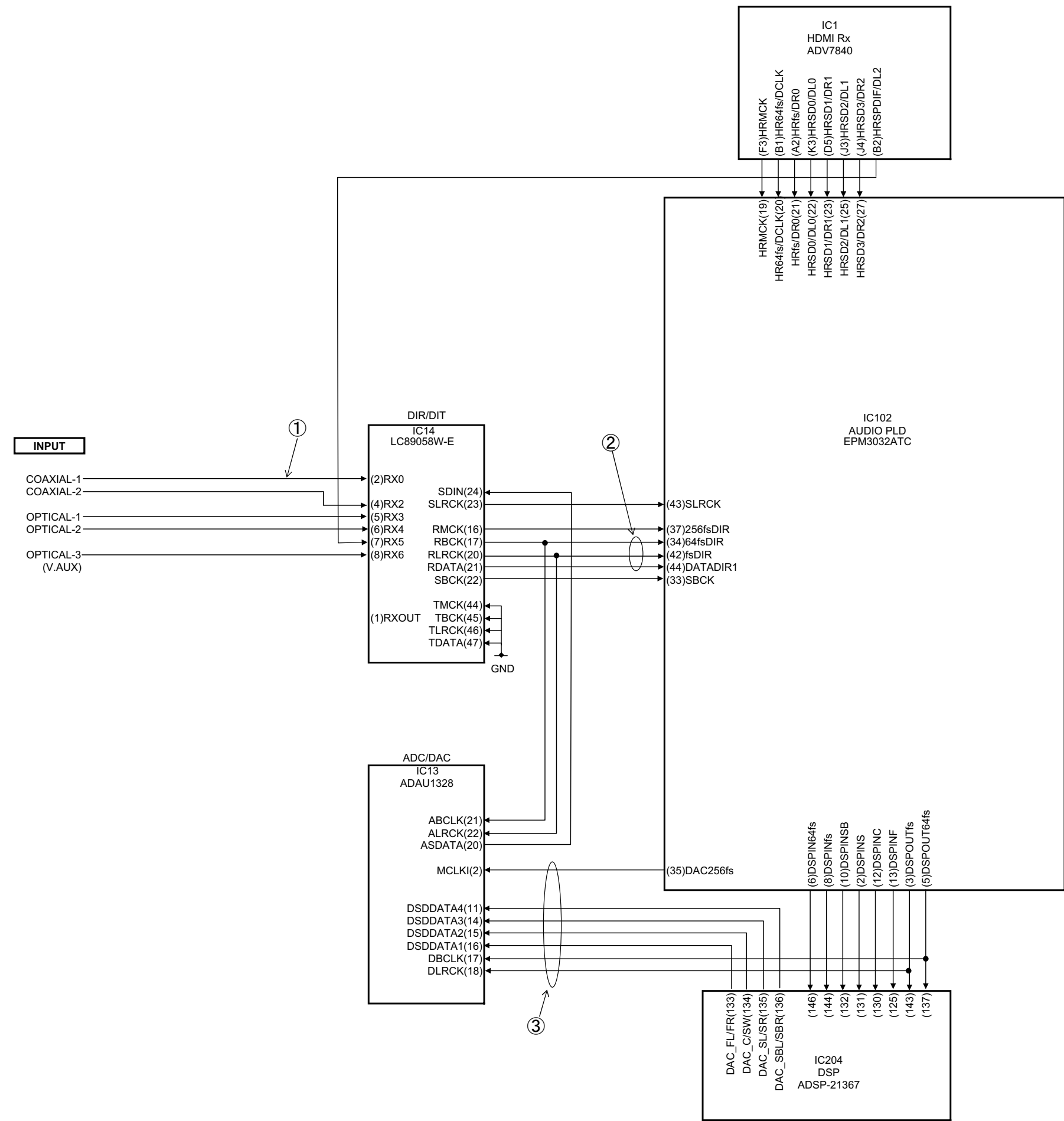



SURROUND BACK LEVEL DIAGRAM (1610/1620/590 model)

LEVEL DIAGRAM
Surr.BACK ch




CLOCK FLOW & WAVE FORM IN DIGITAL BLOCK

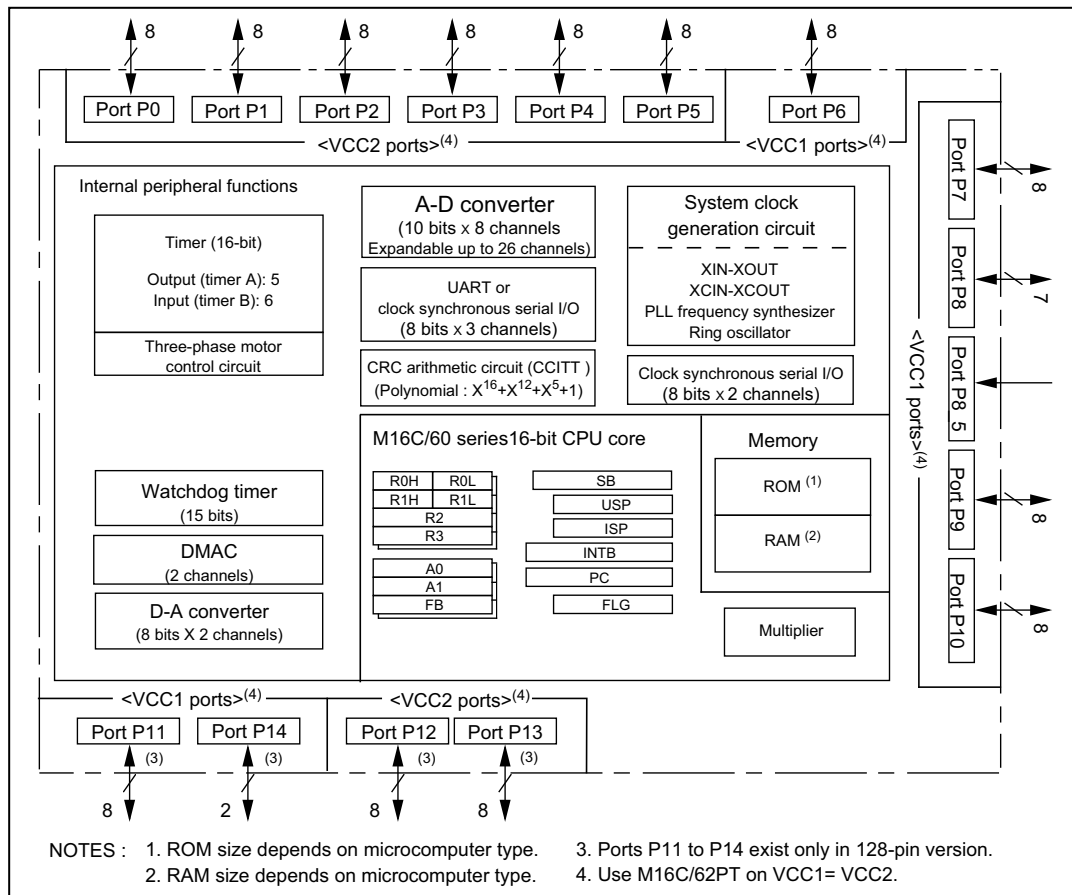


Only major semiconductors are shown, general semiconductors etc. are omitted to list.
The semiconductor which described a detailed drawing in a schematic diagram are omitted to list.

M30626FJFP (IC1005)



M30626FJPFP Block Diagram



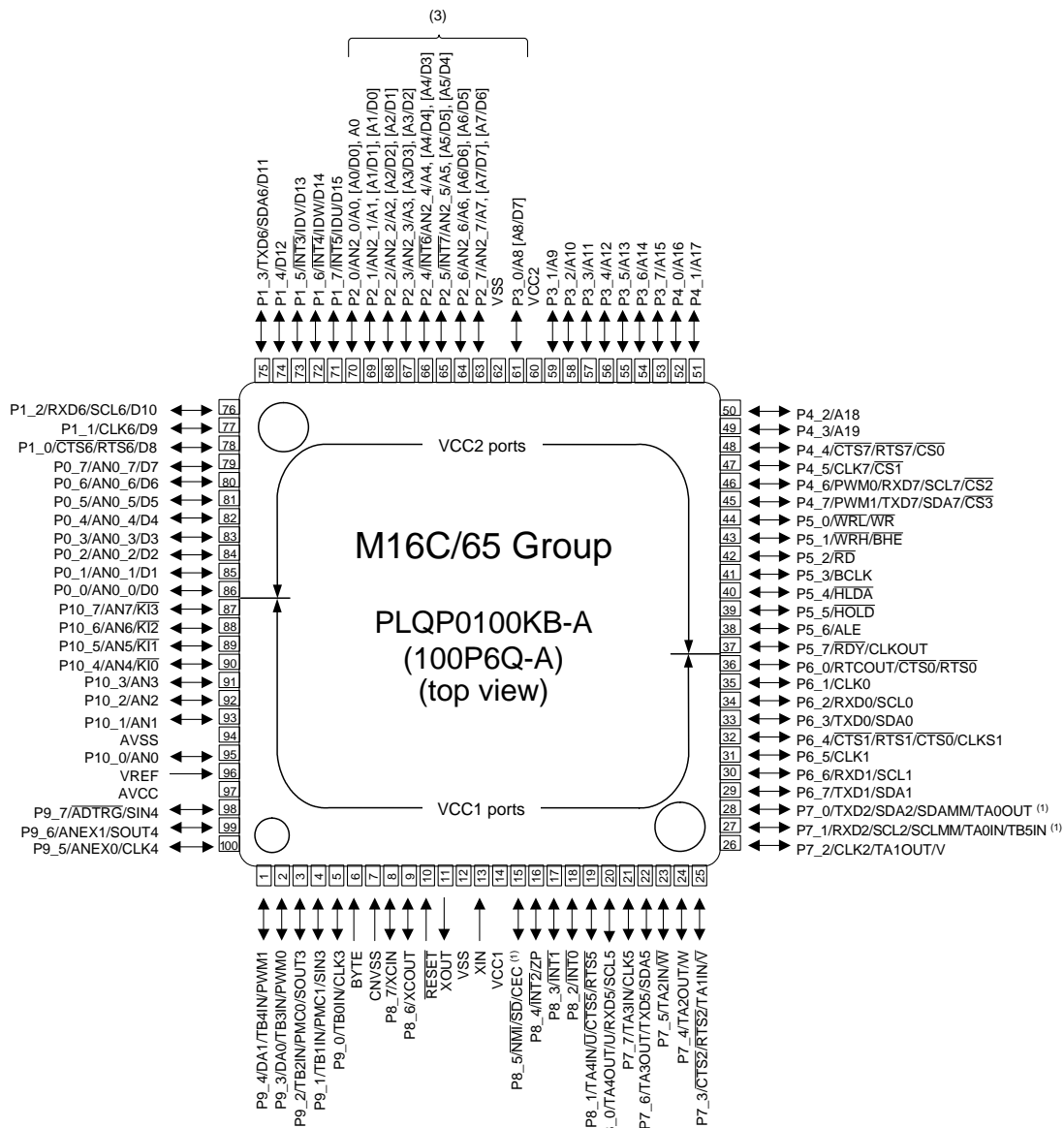
M30626FJPFP Terminal Function

PIN No.	PIN	PIN NAME	I/O	Type	DET	Lv Cnv	Op (in)	Op (ex)	Res	PURE D	CEC STBY	STBY STOP	P.OFF STOP	Function
1	P96/ (SOUT4)	NC	O	C	-	-	-	-	Z	-	O/L	O/L	O/L	UART
2	P95/ (CLK4)	MICDET	I	-	Lv	-	-	Eu	Z	-	-	O/L	O/L	Mic insert detect
3	P94	H/PDET	I	-	Lv	-	-	Eu	Z	-	-	O/L	O/L	Headphone insert detect
4	P93	FL_DATA	O	C	-	-	-	-	Z	-	O/L	O/L	O/L	FLD control
5	P92/ SOUT3	MOSI	O	C	-	5/3	-	-	Z	-	-	O/L	O/L	Interface between Main CPU and Sub CPU
6	P91/SIN3	SOMIm	I	-	Lv	5/3	-	-	Z	-	-	I	O/L	Interface between Main CPU and Sub CPU
7	P90/CLK3	CLKMO	O	C	-	5/3	-	-	Z	-	-	O/L	O/L	Interface between Main CPU and Sub CPU
8	BYTE	BYTE	I	-	-	-	-	-	-	-	-	-	-	GND
9	CNVCS	CNVSS	I	-	-	-	-	Ed	Z	-	-	I	I	Firmware update control
10	P87	FL_RST	O	C	-	-	-	-	Z	-	O/L	O/L	O/L	FL display control
11	P86	REDLED	O	C	-	-	-	-	Z	-	O/H	O/H	O/L	H : ON Power indicator (red led) control
12	RESET	RESET	I	-	Lv	-	-	Eu	L	-	-	I	I	RESET pulse input
13	XOUT	XOUT	O	-	-	-	-	-	-	-	-	-	-	Oscillator connect
14	VSS	VSS	-	-	-	-	-	-	-	-	-	-	-	GND
15	XIN	XIN	I	-	-	-	-	-	-	-	-	-	-	Oscillator connect
16	VCC	VCC	-	-	-	-	-	-	-	-	-	-	-	POWER 5V
17	P85/NMI	NMI	I	-	-	-	-	-	-	-	-	-	-	Connect to +5V
18	P84/INT2	PROTECTION	I	-	E↓ & L	-	-	Eu	Z	-	-	I	I	Fall Edge & L PROTECTION Detect
19	P83/INT1	LED1 (TBD)	O	C	-	-	-	-	Z	-	O/L	O/L	O/L	H : ON LED control
20	P82/INT0	GRNLED	O	C	-	-	-	-	Z	-	O/L	O/L	O/L	H : ON Power indicator (green led) control
21	P81	BLUE LED	O	C	-	-	-	-	Z	-	O/L	O/L	O/L	H : ON HD_AUDIO indicator (blue led) control

PIN No.	PIN	PIN NAME	I/O	Type	DET	Lv Cnv	Op (in)	Op (ex)	Res	PURE D	CEC STBY	STBY STOP	P.OFF STOP		Function
22	P80	DYN_GRN_LED	O	C	-	-	-	-	Z	-	O/L	O/L	O/L	H : ON	DYNAMIC EQ indicator (green led) control
23	P77	DYN_RED_LED	O	C	-	-	-	-	Z	-	O/L	O/L	O/L	H : ON	DYNAMIC EQ indicator (red led) control
24	P76	I SELA	I	-	-	-	-	Eu	Z	-	-	O/L	O/L		SOURCE encoder operation detect
25	P75	I SELB	O	C	-	-	-	-	Z	-	O/L	O/L	O/L		SOURCE encoder operation detect
26	P74	V SELA	O	C	-	-	-	-	Z	-	O/L	O/L	O/L		VOLUME encoder operation detect
27	P73	V SELB	I	-	-	-	-	Eu	Z	-	-	O/L	O/L		VOLUME encoder operation detect
28	P72/CLK2	LED2 (TBD)	O	C	-	-	-	-	Z	-	O/L	O/L	O/L	H : ON	LED control
29	P71/RXD2	SIRIUS RXD	O	C	-	-	-	-	Z	-	O/L	O/L	O/L	UART	SIRIUS control
30	P70/TXD2	SIRIUS TXD	O	N	-	-	-	-	Z	O/L	-	O/L	O/L	UART	SIRIUS control
31	P67/TXD1	MO232CI	O	C	-	-	-	-	Z	-	-	O/L	O/L	UART	Interface between Main CPU and external i/o port
32	P66/RXD1	MI232CO	I	-	-	-	-	Ed	Z	-	-	O/L	O/L	UART	Interface between Main CPU and external i/o port
33	P65/CLK1	NC	O	C	-	-	-	Ed	Z	-	-	O/L	O/L	PullDown	
34	P64/	NC	O	C	-	-	-	Ed	Z	-	-	O/L	O/L	PullDown	
35	P63/TXD0	MOIPI	O	C	-	-	-	-	Z	-	-	O/L	O/L	UART	iPod dock control
36	P62/RXD0	MIPO	I	-	-	-	-	Ed	Z	-	-	O/L	O/L	UART	iPod dock control
37	P61/ (CLK0)	NC	O	C	-	-	-	-	Z	-	O/L	O/L	O/L	H : ON	
38	P60	NC	O	C	-	-	-	Ed	Z	-	-	O/L	O/L	PullDown	
39	P57	SCPUPOWER	O	C	-	-	-	-	Z	-	O/H	O/L	O/L	H : SCPUPOWER ON	Sub CPU power control
40	P56	FL_CE1	O	C	-	-	-	-	Z	-	O/L	O/L	O/L		FLD control
41	P55/EPM	FRASH EMP/ FL_CLK	O	C	-	-	-	-	Z	-	O/L	O/L	O/L		Firmware update / FL display control
42	P54	NC	O	C	-	-	-	Ed	Z	-	-	O/L	O/L	PullDown	
43	P53	VOLCLK	O	C	-	-	-	-	Z	-	O/L	O/L	O/L		Volume control
44	P52	VOLDATA	O	C	-	-	-	-	Z	-	O/L	O/L	O/L		Volume control
45	P51	FRONT HEIGHT RLY (TBD)	O	C	-	-	-	-	Z	-	O/L	O/L	O/L	H : Front H Sp ON	
46	P50/CE	FRASH CE	O	C	-	-	-	-	Z	-	-	O/L	O/L		Firmware upddate control
47	P47	RDSOUT	I	-	-	-	-	Eu	Z	-	-	O/L	O/L		TUNER control
48	P46	TURDCLK (CKTU)	O	C	-	-	-	-	Z	-	O/L	O/L	O/L		TUNER control
49	P45	TURSDATA (DATATU)	O	C	-	-	-	-	Z	-	O/L	O/L	O/L		TUNER control
50	P44	RDSCE	O	C	-	-	-	-	Z	-	O/L	O/L	O/L		TUNER control
51	P43	RDSRST	O	C	-	-	-	-	Z	-	O/L	O/L	O/L		TUNER control
52	P42	THERMAL	I	-	-	-	-	Ed	Z	-	-	O/L	O/L	L : PROTECTION	Thermal protection detect
53	P41	FRONT A RLY	O	C	-	-	-	-	Z	-	O/L	O/L	O/L	H : Front A Sp ON	FRONT A speaker relay control
54	P40	FRONT B RLY	O	C	-	-	-	-	Z	-	O/L	O/L	O/L	H : Front B Sp ON	FRONT B speaker relay control
55	P37	STEREO	I	-	Lv	-	-	Ed	Z	-	-	O/L	O/L		STEREO broadcast detect
56	P36	TUSTB	O	C	-	-	-	-	Z	-	O/L	O/L	O/L		TUNER control
57	P35	NC	O	C	-	-	-	Ed	Z	-	O/L	O/L	O/L		
58	P34	TUNED	I	-	Lv	-	-	Eu	Z	-	O/L	O/L	O/L		TUNED det.
59	P33	TUNER MUTE	O	C	-	-	-	-	Z	-	O/L	O/H	O/L	H : MUTE	TUNER mute control
60	P32	SIRIUS MUTE	O	C	-	-	-	-	Z	-	O/L	O/H	O/L	H : MUTE	SIRIUS mute control
61	P31	MULTI MUTE	O	C	-	-	-	-	Z	-	O/L	O/H	O/L	H : MUTE	MULTI ZONE mute control
62	VCC	VCC	-	-	-	-	-	-	-	-	-	-	-		
63	P30	SW MUTE	O	C	-	-	-	-	Z	-	O/L	O/H	O/L	H : MUTE	SW mute control
64	VSS	VSS	-	-	-	-	-	-	-	-	-	-	-		
65	P27	MULTI POWER	O	C	-	-	-	-	Z	-	O/L	O/L	O/L	H : ON	MULTI power control
66	P26	SUB UPDATE	O	C	-	-	-	-	Z	-	O/L	O/L	O/L		Sub-CPU F/W update control
67	P25	SIRIUS RESET	O	C	-	-	-	-	Z	-	-	O/L	O/L		SIRIUS control
68	P24	POWER	O	C	-	-	-	Ed	Z	-	O/H	O/L	O/L	H:POWER ON	Main relay control
69	P23	PRE POWER	O	C	-	-	-	-	Z	-	O/L	O/L	O/L	H : ON	Pre-power components power control
70	P22	CENTER RLY	O	C	-	-	-	Ed	Z	-	O/L	O/L	O/L	H : Center Sp ON	Center speaker relay control
71	P21	SURROUND RLY	O	C	-	-	-	-	Z	-	O/L	O/L	O/L	H : Surround Sp ON	Surround speaker relay control

PIN No.	PIN	PIN NAME	I/O	Type	DET	Lv Cnv	Op (in)	Op (ex)	Res	PURE D	CEC STBY	STBY STOP	P.OFF STOP		Function
72	P20	SURROUND BACK RLY	O	C	-	-	-	-	Z	-	O/L	O/L	O/L	H : SurBack Sp ON	Surround-back speaker relay control
73	P17/INT5	REMOCOM	I	-	E↑ & H	-	-	Ed	Z	-	-	I	I	Rise Edge & H	Remote signal detect
74	P16/INT4	REQSOMIm	I	-	E↓ & H	-	-	-	Z	-	-	I	O/L		Interface between Main CPU and Sub CPU
75	P15/INT3	POWER DOWN	I	-	E↓ & H	-	-	Eu	Z	-	-	I	I	Fall Edge & L	Power off detect
76	P14	RSTSUB	O	C	-	-	-	-	Z	-	-	O/L	O/L		Interface between Main CPU and external i/o port
77	P13	LIMITDET	I	-	Lv	-	-	Eu	Z	-	-	O/L	O/L	L : DETECTIVE	Max current det
78	P12	LIMIT	O	C	-	-	-	-	Z	-	O/L	O/L	O/L	H : ON	Current limit control
79	P11	H/P RLY	O	C	-	-	-	-	Z	-	O/L	O/L	O/L	H : Headphone ON	Headphone relay control
80	P10	SBL MUTE	O	C	-	-	-	-	Z	-	O/L	O/H	O/L	H : MUTE	Surround back channel mute control
81	P07	IPDET	I	-	Lv	-	-	Eu	Z	-	-	O/L	O/L	H:DETECTIVE	iPod dock connection det
82	P06	NC	O	C	-	-	-	-	Z	O/L	O/L	O/L	O/L		
83	P05	NC	O	C	-	-	-	-	Z	O/L	O/L	O/L	O/L		
84	P04	SYNCDET_M	I	-	Lv	-	-	-	Z	-	-	O/L	O/L		OSD control
85	P03	CVBS MUTE	O	C	-	-	-	-	Z	O/L	O/L	O/L	O/L		CVBS mute control
86	P02	OSD STR	O	C	-	-	-	-	Z	O/L	O/L	O/L	O/L	L : MUTE	OSD control
87	P01	OSD_CLK	O	C	-	-	-	-	Z	O/L	O/L	O/L	O/L	L : MUTE	OSD control
88	P00	OSD_DT	O	C	-	-	-	-	Z	O/L	O/L	O/L	O/L	L : MUTE	OSD control
89	P107/AN7/KI3	KEY1	I	-	Lv	-	-	Eu	Z	-	-	I	O/L		Front panel key operation det
90	P106/AN6/KI2	KEY2	I	-	Lv	-	-	Eu	Z	-	-	I	O/L		Front panel key operation det
91	P105/AN5/KI1	KEY3	I	-	Lv	-	-	Eu	Z	-	-	I	O/L		Front panel key operation det
92	P104/(AN4)/(KI0)	ACKSUB	O	C	-	5/3	-	-	Z	-	-	O/L	O/L		Interface between Main CPU and Sub CPU
93	P103/(AN3)	NC	O	C	-	-	-	Ed	Z	-	-	O/L	O/L	PullDown	
94	P102/(AN2)	NC	O	C	-	-	-	Ed	Z	-	-	O/L	O/L	PullDown	
95	P101/(AN1)	NC	O	C	-	-	-	Ed	Z	-	-	O/L	O/L	PullDown	
96	AVSS	AVSS	-	-	-	-	-	-	-	-	-	-	-	-	
97	P100/AN0	SET_OPTION	I	-	Lv	-	-	-	Z	-	-	I	O/L	Lv	Area setting
98	VREF	VREF	-	-	-	-	-	-	-	-	-	-	-	-	
99	AVCC	AVCC	-	-	-	-	-	-	-	-	-	-	-	-	
100	P97/(SIN4)	NC	O	C	-	-	-	-	Z	O/L	O/L	O/L	O/L		

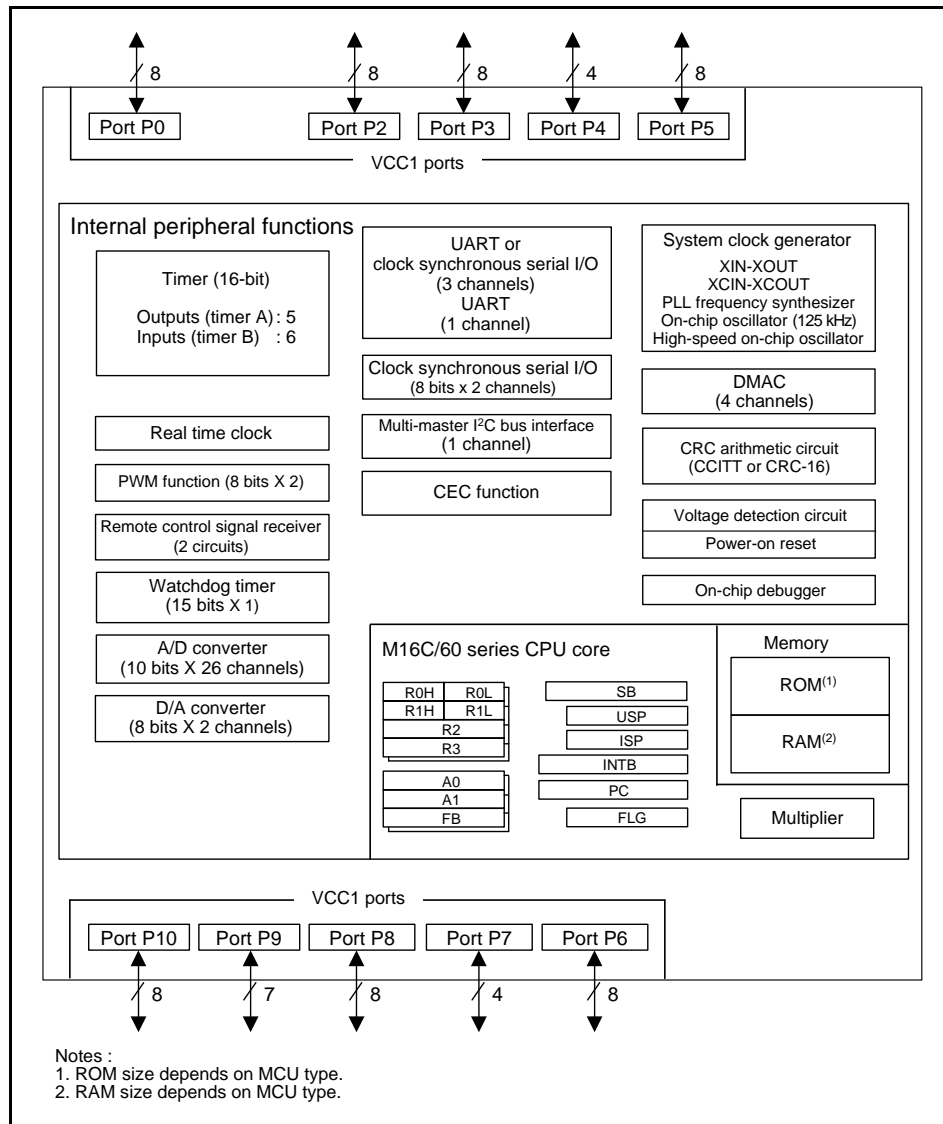
R5F3650ENFB (IC28)



Notes:

1. N-channel open drain output.
2. Check the position of Pin 1 by referring to appendix 1, Package Dimensions.
3. Pin names in brackets [] represent a single functional signal. They should not be considered as two separate functional signals.

R5F3650ENFB Terminal Function



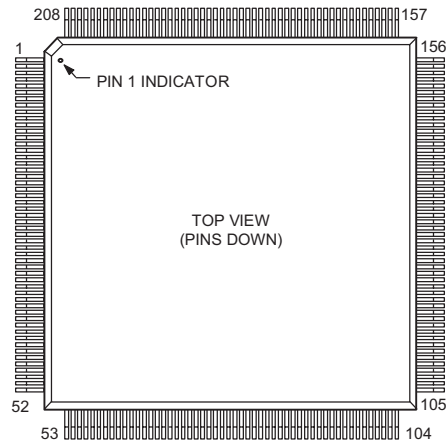
R5F3650ENFB Terminal Function

Pin	PIN	PIN NAME	I/O	Type	Det	Op (in)	Op(ex)	Res	PURE D	CEC STBY	P.O.F	Function
1	P94	NC	O	C	-	-	-	Z	O/L	O/L	Z	
2	P93	DIR CE	O	C	-	-	-	Z	O/L	O/L	Z	DIR(LC89058W-VF4A) control
3	P92/SOUT3	DIR DIN	O	C	-	-	-	Z	O/L	O/L	Z	DIR(LC89058W-VF4A) control
4	P91/SIN3	DIR DOUT	I	-	Lv	-	Eu	Z	-	-	Z	DIR(LC89058W-VF4A) control
5	P90/CLK3	DIR CLK	O	C	-	-	-	Z	O/L	O/L	Z	DIR(LC89058W-VF4A) control
6	BYTE	BYTE	-	-	-	-	-	-	-	-	-	GND
7	CNVCS	CNVSS	-	-	-	-	Ed47k	-	-	-	-	Firmware update control
8	P87	NC	O	C	-	-	Eu	Z	O/H	O/H	Z	
9	P86	NC	O	C	-	-	Ed	Z	O/L	O/L	Z	
10	RESET	SUBRESET	I	-	Lv	-	Eu	L	-	-	Z	RESET pulse input
11	XOUT	X1	O	-	-	-	-	-	-	-	-	Oscillator connect
12	VSS	VSS	-	-	-	-	-	-	-	-	-	GND
13	XIN	X2	I	-	-	-	-	-	-	-	-	Oscillator connect
14	VCC	VCC	-	-	-	-	-	-	-	-	-	+3.3V
15	P85/NMI/(CEC)	NMI/(CEC_IN)	I	-	-	-	-	-	-	-	-	Connect to +3.3V
16	P84/INT2	CEC_IN	I	-	E↓ & L	-	Eu	Z	-	-	Z	CEC control
17	P83/INT1	ACK SIMO	I	-	E↓ & L	-	Ed	Z	-	-	Z	Interface between Main CPU and Sub CPU
18	P82/INT0	SUB BDOWN	I	-	E↓ & L	-	Eu	Z	-	-	Z	Power off detect
19	P81	IP RST	O	C	-	-	-	Z	O/H	O/H	Z	IP CONV.(ABT1030) control
20	P80/(RXD5)	NC	O	C	-	-	Ed	Z	O/L	O/L	Z	(1910/790 model)

Pin	PIN	PIN NAME	I/O	Type	Det	Op (in)	Op(ex)	Res	PURE D	CEC STBY	P.OF F	Function
20	P80/(RXD5)	PLDCE/TDO	O	C	-	-	Ed	Z	O/L	O/L	Z	PLD(EPM240T100C5N) firmware update control (1610/1620/590 model)
21	P77/(CLK5)	SI CODECO	I	-	Lv	-	-	Z	O/L	O/L	Z	CODEC(ADAU1328) control
22	P76/(TXD5)	CPUMUTE/TMS/M_D	O	C	-	-	Eu	Z	O/L	-	O/L	PLD(EPM240T100C5N) control
23	P75	APLDSEL/TDI	O	C	-	-	-	Z	O/L	O/L	Z	PLD(EPM240T100C5N) control
24	P74	MTCK	O	C	-	-	-	Z	O/L	O/L	Z	PLD(EPM240T100C5N) control
25	P73/(CTS2)	ANALOG VIDEO POWER	O	C	-	-	-	Z	O/L	O/L	Z	Video components power control
26	P72/(CLK2)	DIGITAL (D/A) POWER	O	C	-	-	-	Z	Z	-	Z	Digital components power control
27	P71/RXD2/ SCLMM	HSCL(400k)	I/O	N	-	-	Eu	Z	O/L	O/L	O/L	Interface between IP CONV(ABT1030)/ HDMI_RECEIVER(ADV7840) /HDMI TRANSMITTER1 (ADV7510) (1910/790 model)
27	P71/RXD2/ SCLMM	HSCL(400k)	I/O	N	-	-	Eu	Z	O/L	O/L	O/L	Interface between HDMI_RECEIVER(ADV7840) /HDMI TRANSMITTER1 (ADV7510) (1610/1620/590 model)
28	P70/TXD2/ SDAMM	HSDA(400k)	I/O	N	-	-	Eu	Z	O/L	O/L	O/L	Interface between IP CONV(ABT1030)/ HDMI_RECEIVER(ADV7840) /HDMI TRANSMITTER1 (ADV7510) (1910/790 model)
28	P70/TXD2/ SDAMM	HSDA(400k)	I/O	N	-	-	Eu	Z	O/L	O/L	O/L	Interface between HDMI_RECEIVER(ADV7840) /HDMI TRANSMITTER1 (ADV7510) (1610/1620/590 model)
29	P67/TXD1	TXD	O	C	-	-	Eu	Z	-	-	Z	Interface between Main CPU and external i/o port
30	P66/RXD1	RXD	I	-	Lv	-	Eu	Z	-	-	Z	Interface between Main CPU and external i/o port
31	P65/(CLK1)	SW SUM	O	C	-	-	Ed	Z	-	O/L	Z	Subwoofer signal control
32	P64/(CTS1)	SYNCDDET	I	-	Lv	-	-	Z	-	-	Z	Sync signal detect
33	P63/TXD0	SOMI	O	C	-	-	-	Z	-	-	Z	Interface between Main CPU and Sub CPU
34	P62/RXD0	SIMO	I	-	-	-	Ed	Z	-	-	Z	Interface between Main CPU and Sub CPU
35	P61/CLK0	CLK SIMO	I	-	-	-	Ed	Z	-	-	Z	Interface between Main CPU and Sub CPU
36	P60/(CTS0)	REQ SOMI	O	C	-	-	Ed	Z	-	-	Z	Interface between Main CPU and Sub CPU
37	P57	NC	O	C	-	-	-	Z	O/H	-	Z	
38	P56	HPD2	O	C	-	-	-	Z	O/L	-	Z	HDMI control (hot plug detect)
39	P55/EPM	EPM	O	C	-	-	Ed	Z	-	-	Z	Firmware update control
40	P54	CEC_OUT	O	C	-	-	-	Z	O/L	-	Z	CEC control
41	P53	MONI DIS	O	C	-	-	-	Z	O/L	O/L	Z	Component monitor out control
42	P52	DVR INH	O	C	-	-	-	Z	O/L	O/L	Z	Video recout control
43	P51	NC	O	C	-	-	-	Z	O/L	O/L	Z	
44	P50/CE	CE	O	C	-	-	Eu	Z	O/L	-	Z	Firmware update control
45	P47/(TXD7)/ SDA7	COMP SW1	I/O	C	-	-	Eu	Z	O/L	-	O/L	Component selector control
46	P46/(RXD7)/ SCL7	COMP SW2	I/O	C	-	-	Eu	Z	O/L	-	O/L	Component selector control
47	P45/(CLK7)	HPD1	O	C	-	-	Ed	Z	O/L	-	Z	HDMI control (hot plug detect)
48	P44	NC	O	C	-	-	-	Z	Z	-	Z	
49	P43	NC	O	C	-	-	-	Z	Z	-	Z	
50	P42	NC	O	C	-	-	Ed	Z	O/L	O/L	Z	
51	P41	CEC PWR	O	C	-	-	Ed	Z	O/L	O/L	Z	CEC components power control
52	P40	NC	O	C	-	-	-	Z	O/L	O/L	Z	
53	P37	HDMIR_RST	O	C	-	-	Eu	Z	O/H	-	Z	HDMI receiver (ADV7840) control
54	P36	1TX_RST	O	C	-	-	Eu	Z	O/H	-	Z	HDMI transmitter (ADV7510) control
55	P35	NC	O	C	-	-	Ed	Z	O/L	O/L	Z	
56	P34	NC	I	-	Lv	-	Eu	Z	-	-	Z	
57	P33	NC	O	C	-	-	-	Z	Z	-	Z	
58	P32	SO CODECI	O	C	-	-	-	Z	O/L	O/L	Z	CODEC (ADAU1328) control
59	P31	CLK CODEC	O	C	-	-	-	Z	O/L	O/L	Z	CODEC (ADAU1328) control
60	VCC	VCC	-	-	-	-	-	-	-	-	-	+3.3V
61	P30	CE CODEC	O	C	-	-	-	Z	O/L	O/L	Z	CODEC (ADAU1328) control
62	VSS	VSS	-	-	-	-	-	-	-	-	-	GND
63	P27	CODEC_RST	O	C	-	-	-	Z	O/H	O/H	Z	CODEC (ADAU1328) control
64	P26	DIG VIDEO POWER	O	C	-	-	-	Z	O/L	O/L	Z	Digital video components power control
65	P25/INT7	NC	I	-	Lv	-	-	Z	-	-	Z	
66	P24/INT6	1TX_INT	I	-	Lv	-	-	Z	-	-	Z	HDMI control
67	P23	NC										
68	P22	VEXP_STB	O	C	-	-	-	Z	O/L	O/L	Z	Extended i/o components (BU4094BCFV) control
69	P21	VEXP_OE	O	C	-	-	Ed	Z	O/L	O/L	Z	Extended i/o components (BU4094BCFV) control
70	P20	VEXP_CLK	O	C	-	-	-	Z	O/L	O/L	Z	Extended i/o components (BU4094BCFV) control

Pin	PIN	PIN NAME	I/O	Type	Det	Op (in)	Op(ex)	Res	PURE D	CEC STBY	P.O.F	Function
71	P17/INT5	ADVINT1	I	-	E↓ & L	-	-	Z	-	-	Z	HDMI receiver(ADV7840) control
72	P16/INT4	ADVINT2	I	-	E↓ & L	-	-	Z	-	-	Z	HDMI receiver(ADV7840) control
73	P15/INT3	ADVINT3	I	-	E↓ & L	-	-	Z	-	-	Z	HDMI receiver(ADV7840) control
74	P14	OSD SEL	O	C	-	-	Eu	Z	-	-	Z	OSD control
75	P13/TXD6	DSP MOSI	O	C	-	-	Eu	Z	O/L	O/L	Z	DSP(ADSP-21367-333) control
76	P12/RXD6	DSP MISO	I	-	-	-	Eu	Z	-	-	Z	DSP(ADSP-21367-333) control
77	P11/CLK6	DSPICLK	O	C	-	-	Eu	Z	O/L	O/L	Z	DSP(ADSP-21367-333) control
78	P10	Z1VSIG.DET	I	-	Lv	-	Eu	Z	-	-	Z	Video signal detect
79	P07	PLD WRITE	O	C	-	-	-	Z	O/L	O/L	Z	PLD(EPM240T100C5N) firmware update control
80	P06	PLDCE/TDO	O	C	-	-	Ed	Z	O/L	O/L	Z	PLD(EPM240T100C5N) firmware update control (1910/790 model 9
80	P06	NC	O	C	-	-	Ed	Z	O/L	O/L	Z	(1610/1620/590 model)
81	P05	HPD3	O	C	-	-	-	Z	O/L	-	Z	HDMI control (hot plug detect)
82	P04	HPD4	O	C	-	-	-	Z	O/L	-	Z	HDMI control (hot plug detect)
83	P03	DIR INT	I	-	Lv	-	Eu	Z	-	-	Z	DIR(LC89058W-VF4A) control
84	P02	NC	O	C	-	-	-	Z	Z	-	Z	
85	P01	NC	O	C	-	-	-	Z	Z	-	Z	
86	P00	DIR RST1	O	C	-	-	-	Z	O/L	O/L	O/L	DIR(LC89058W-VF4A) control
87	P107/(AN7)	DSP RST	O	C	-	-	-	Z	O/L	O/L	Z	DSP(ADSP-21367-333) control
88	P106/(AN6)	NC	O	C	-	-	-	Z	O/L	O/L	Z	
89	P105/(AN5)	DSP ROMRST	O	C	-	-	Ed	Z	O/L	O/L	Z	Memory for DSP control
90	P104/(AN4)	COMPS DET	I	-	Lv	-	Eu	Z	-	-	Z	Component video signal detect
91	P103/(AN3)	DSP FLAG0	I	-	Lv	-	Ed	Z	-	-	Z	DSP(ADSP-21367-333)control
92	P102/(AN2)	DSPICS	O	C	-	-	Eu	Z	O/L	O/L	Z	DSP(ADSP-21367-333) control
93	P101/(AN1)	DSP FLAG1	I	-	Lv	-	Ed	Z	-	-	Z	DSP(ADSP-21367-333) control
94	AVSS	AVSS	-	-	-	-	-	-	-	-	-	GND
95	P100/(AN0)	NC	O	C	-	-	-	Z	O/L	O/L	Z	
96	VREF	VREF	-	-	-	-	-	-	-	-	-	+3.3V
97	AVCC	AVCC	-	-	-	-	-	-	-	-	-	+3.3V
98	P97/(SIN4)	NC	O	C	-	-	Eu	Z	O/L	O/L	Z	
99	P96/(SOUT4)	NC	O	C	-	-	Eu	Z	O/L	O/L	Z	
100	P95/(CLK4)	VEXP DIN	O	C	-	-	-	Z	O/L	O/L	Z	Extended i/o components (BU4094BCFV) control


ADSP-21367 (IC10)



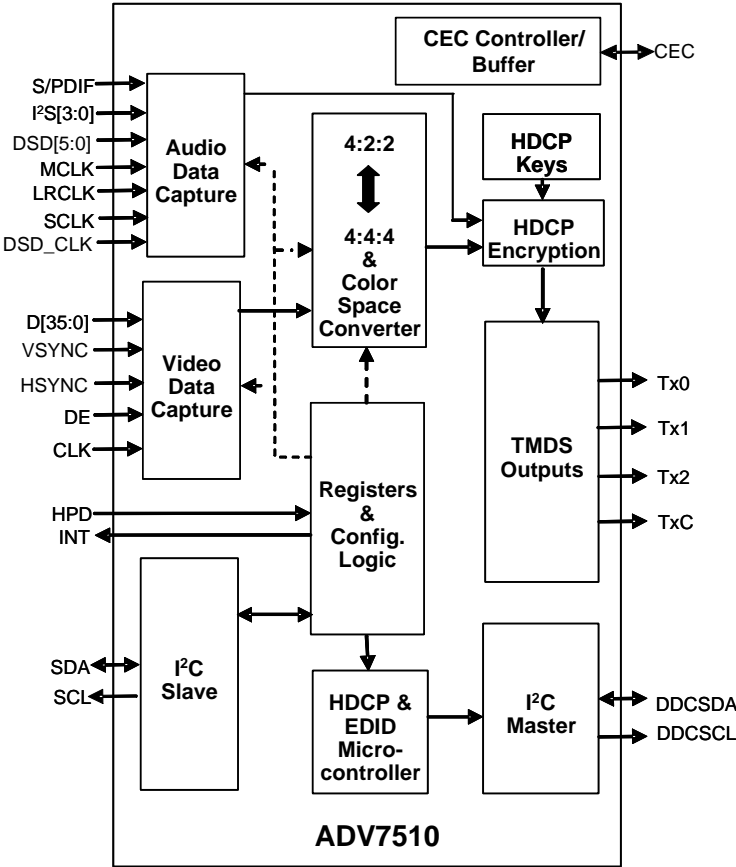
ADSP-21367 Terminal Function

Pin No.	Signal	Pin No.	Signal	Pin No.	Signal	Pin No.	Signal
1	VDD	53	VDD	105	VDD	157	VDD
2	DATA28	54	GND	106	GND	158	VDD
3	DATA27	55	IOVDD	107	IOVDD	159	GND
4	GND	56	ADDR0	108	\overline{SDCAS}	160	VDD
5	IOVDD	57	ADDR2	109	\overline{SDRAS}	161	VDD
6	DATA26	58	ADDR1	110	SDCKE	162	VDD
7	DATA25	59	ADDR4	111	\overline{SDWE}	163	TDI
8	DATA24	60	ADDR3	112	\overline{WR}	164	\overline{TRST}
9	DATA23	61	ADDR5	113	SDA10	165	TCK
10	GND	62	GND	114	GND	166	GND
11	VDD	63	VDD	115	IOVDD	167	VDD
12	DATA22	64	GND	116	SDCLK0	168	TMS
13	DATA21	65	IOVDD	117	GND	169	CLK_CFG0
14	DATA20	66	ADDR6	118	VDD	170	BOOTCFG0
15	IOVDD	67	ADDR7	119	\overline{RD}	171	CLK_CFG1
16	GND	68	ADDR8	120	ACK	172	\overline{EMU}
17	DATA19	69	ADDR9	121	FLAG3	173	BOOTCFG1
18	DATA18	70	ADDR10	122	FLAG2	174	TDO
19	VDD	71	GND	123	FLAG1	175	DAI4
20	GND	72	VDD	124	FLAG0	176	DAI2
21	DATA17	73	GND	125	DAI20	177	DAI3
22	VDD	74	IOVDD	126	GND	178	DAI1
23	GND	75	ADDR11	127	VDD	179	IOVDD
24	VDD	76	ADDR12	128	GND	180	GND
25	GND	77	ADDR13	129	IOVDD	181	VDD
26	DATA16	78	GND	130	DAI19	182	GND
27	DATA15	79	VDD	131	DAI18	183	DPI14
28	DATA14	80	AVSS	132	DAI17	184	DPI13
29	DATA13	81	AVDD	133	DAI16	185	DPI12
30	DATA12	82	GND	134	DAI15	186	DPI11
31	IOVDD	83	CLKIN	135	DAI14	187	DPI10
32	GND	84	XTAL2	136	DAI13	188	DPI9
33	VDD	85	IOVDD	137	DAI12	189	DPI8
34	GND	86	GND	138	VDD	190	DPI7
35	DATA11	87	VDD	139	IOVDD	191	IOVDD
36	DATA10	88	ADDR14	140	GND	192	GND
37	DATA9	89	GND	141	VDD	193	VDD
38	DATA8	90	IOVDD	142	GND	194	GND
39	DATA7	91	ADDR15	143	DAI11	195	DPI6
40	DATA6	92	ADDR16	144	DAI10	196	DPI5
41	IOVDD	93	ADDR17	145	DAI8	197	DPI4
42	GND	94	ADDR18	146	DAI9	198	DPI3
43	VDD	95	GND	147	DAI6	199	DPI1
44	DATA4	96	IOVDD	148	DAI7	200	DPI2
45	DATA5	97	ADDR19	149	DAI5	201	CLKOUT
46	DATA2	98	ADDR20	150	IOVDD	202	\overline{RESET}
47	DATA3	99	ADDR21	151	GND	203	IOVDD
48	DATA0	100	ADDR23	152	VDD	204	GND
49	DATA1	101	ADDR22	153	GND	205	DATA30
50	IOVDD	102	\overline{MST}	154	VDD	206	DATA31
51	GND	103	$\overline{MS0}$	155	GND	207	DATA29
52	VDD	104	VDD	156	VDD	208	VDD

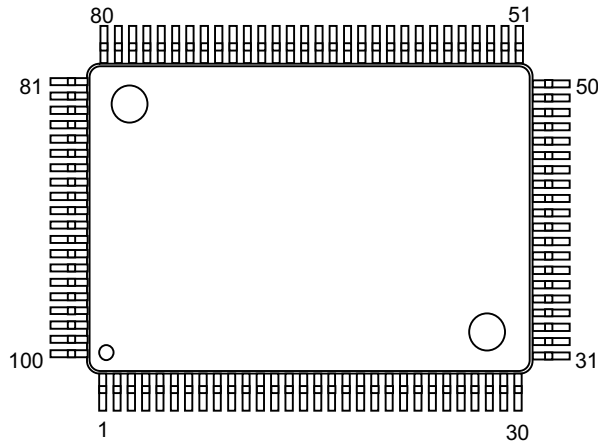
ADV7510 (IC5)



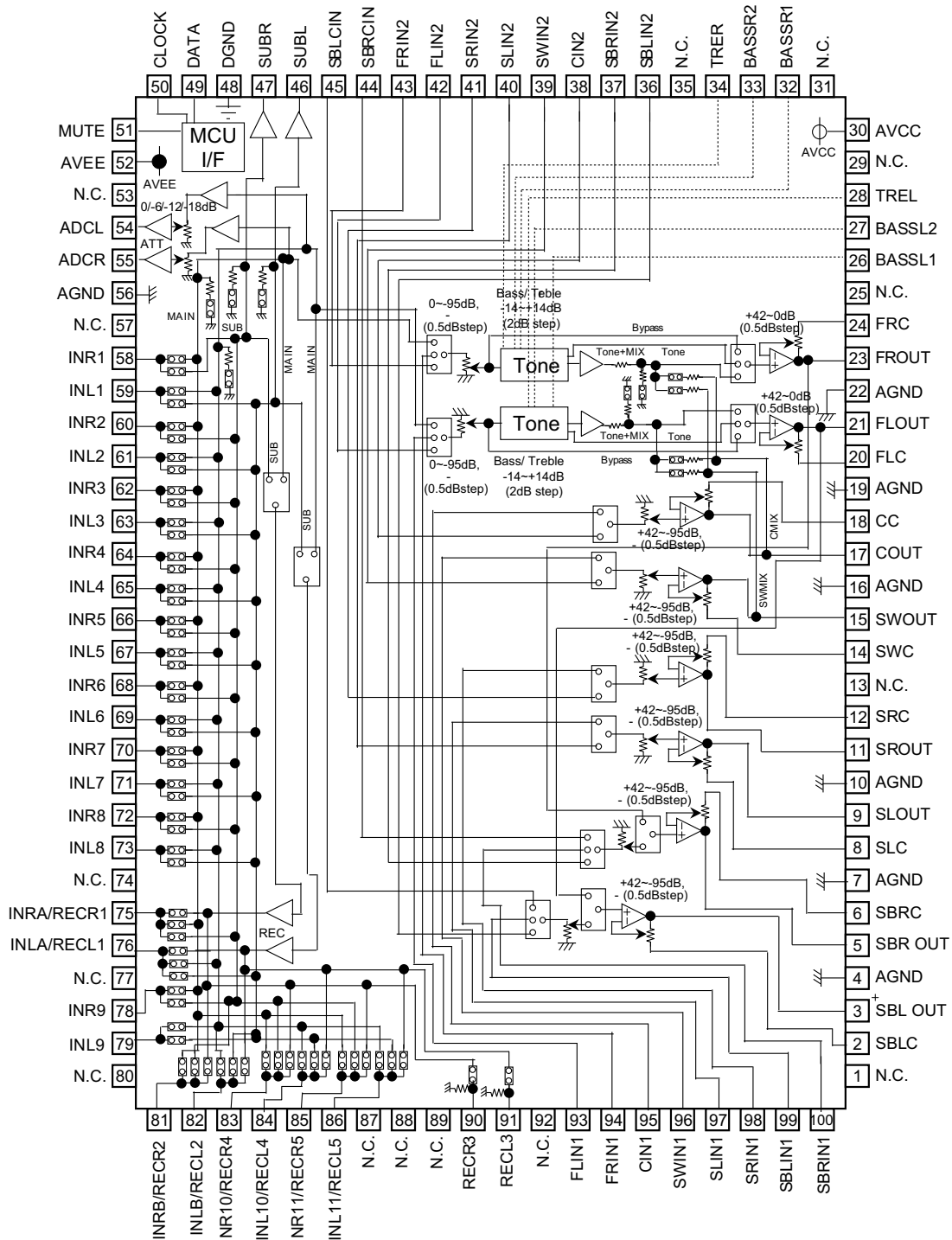
ADV7510 Block Diagram



R2A15218FP (IC1504)



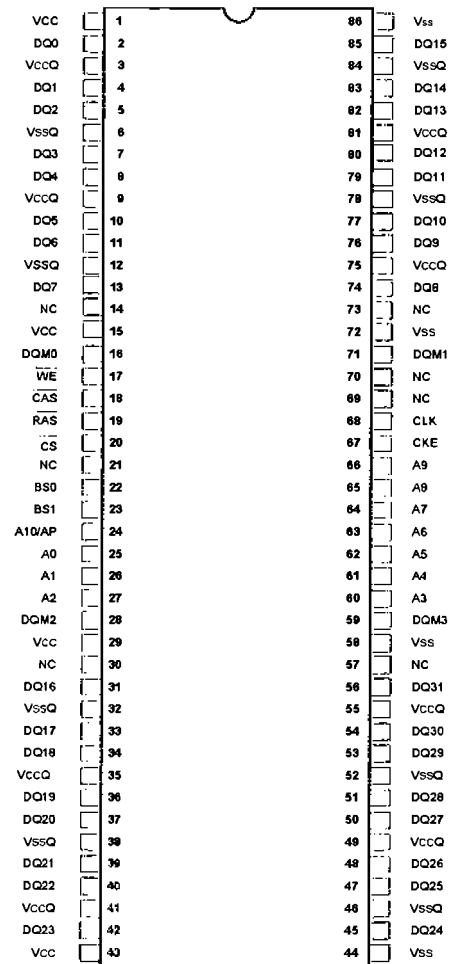
R2A15218FP Block Diagram



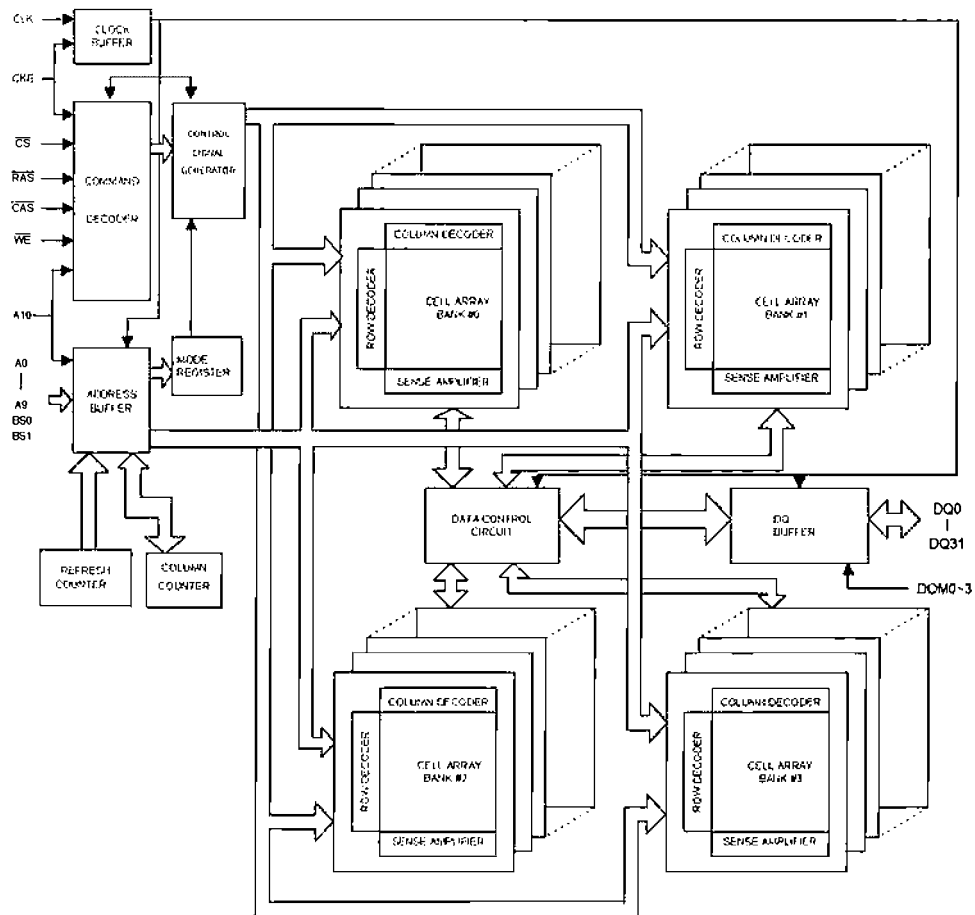
R2A15218FP Termini Function

PIN No.	Name	Function
23,21, 17,15, 11,9, 5,3	FROUT,FLO UT, COUT,SWOUT, SROUT, SLO UT, SBROUT,SBL OUT	Output pin of FL/ FR/C/SW/SL/ SR/SBL/ SBR channel
24,20, 18,14, 12,8, 6,2	FRC,FLC, CC,SWC, SRC,SLC, SBRC,SBL C	Connects capacitor fo r reducing click noise of L/R/C/SW/SL/SR/SBL/ SBR channel volume
4,7,10,16, 19,22,56	AGN D	Analog ground of intern al circuit
28,34	TREL, TRE R	Frequency characteristic setting pin of L/R chann el tone control (Treble)
26,27, 32,33	BA SSL1,BA SSL2 BASSR1,BASSR2	Frequency characteristic setting pin of L/R chann el tone control (Bass)
30	AVCC	Positive power supply to internal circuit
43,42, 41,40, 39,38, 37,36	FRIN2, FLIN2, SRN2,SLIN2, SWIN2,CIN2 , SBRIN2,SBLIN2	Input pin of L/R /C/SW/SL/ SR/SBL /SBR channel (Multi IN 1/2)
93,94, 95,96, 97,98, 99,100	FLIN1, F RIN1, CIN1,SWIN1 , SLIN1,S RIN1, SBLIN1,S BRIN1	
48	DGN D	Digital ground of intern al circuit
49	DATA	Input pin of c ontrol data
50	CLOCK	Input pin of c ontrol clock
52	AVEE	Negative pow er supply to internal circuit
59,61,63, 65,67,69, 71,73,79	INL1, INL2, I NL3, INL4, INL5, INL6, INL7, INL8, INL9	Input pin of L/R channel (Input Selector)
58,60,62, 64,66,68, 70,72,78	INR1,INR2, I NR3, INR4,INR5,I NR6, INR7,INR8,I NR9	
51	MUTE	Outside Mute Control PIN
44,45	SBRCIN,SBL CIN	Input pin for S BL/ SBR channel Volum e
46,47	SUBL,SU BR	Output pin for L/R chann el SUB Output
54,55	ADCL, ADCR	Output pin for L/R chann el ADC
90,91	RECR3,RECL3	Output pin for L/R chann el REC Output
75,76, 81,82, 83,84, 85,86	INRA/RECR1,INLA/RECL1, INRB/REC R2,INLB/ RECL2, INR10/RECR4,I NL10/RECL4, INR11/RECR5,I NL11/RECL5	Input pin of L/R channel (Input Selector)/ Output pin for L/R chann el REC Output
1,13,25,29,31, 35,53, 57,74,77,80, 87,88,89,92	N.C.	No Connected PIN

W9864G2GH (IC8)



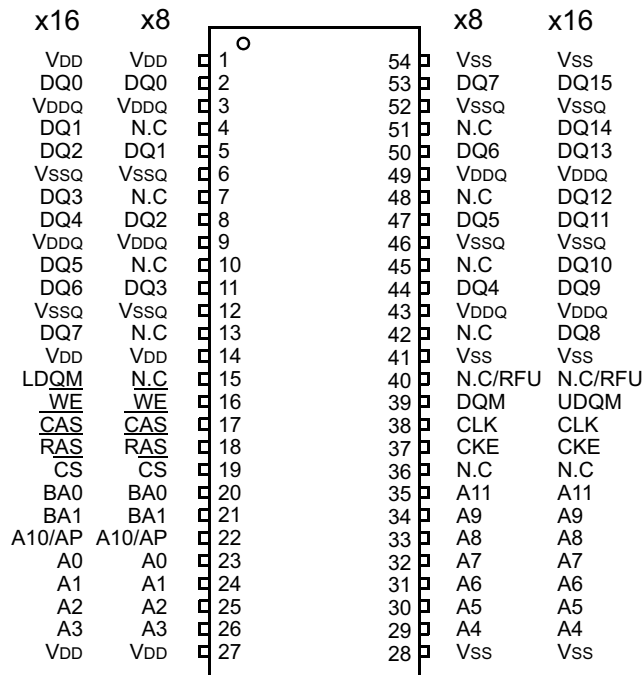
W9864G2GH Block Diagram



W9864G2GH-6 Pim Description

PIN NUMBER	PIN NAME	FUNCTION	DESCRIPTION
24, 25, 26, 27, 60, 61, 62, 63, 64, 65, 66	A0-A10	Address	Multiplexed pins for row and column address. Row address: A0-A10. Column address: A0-A7. A10 is sampled during a precharge command to determine if all banks are to be precharged or bank selected by BS0, BS1.
22, 23	BS0, BS1	Bank Select	Select bank to activate during row address latch time, or bank to read/write during address latch time.
2, 4, 5, 7, 8, 10, 11, 13, 31, 33, 34, 36, 37, 39, 40, 42, 45, 47, 48, 50, 51, 53, 54, 56, 74, 76, 77, 79, 80, 82, 83, 85	DQ0-DQ31	Data Input/Output	Multiplexed pins for data output and input.
20	$\overline{\text{CS}}$	Chip Select	Disable or enable the command decoder. When command decoder is disabled, new command is ignored and previous operation continues.
19	$\overline{\text{RAS}}$	Row Address Strobe	Command input. When sampled at the rising edge of the clock $\overline{\text{RAS}}$, $\overline{\text{CAS}}$ and $\overline{\text{WE}}$ define the operation to be executed.
18	$\overline{\text{CAS}}$	Column Address Strobe	Referred to $\overline{\text{RAS}}$
17	$\overline{\text{WE}}$	Write Enable	Referred to $\overline{\text{RAS}}$
16, 28, 59, 71	DQM0-DQM3	Input/Output Mask	The output buffer is placed at Hi-Z (with latency of 2) when DQM is sampled high in read cycle. In write cycle, sampling DQM high will block the write operation with zero latency.
68	CLK	Clock Inputs	System clock used to sample inputs on the rising edge of clock.
67	CKE	Clock Enable	CKE controls the clock activation and deactivation. When CKE is low, Power Down mode, Suspend mode, or Self Refresh mode is entered.
1, 15, 29, 43	VCC	Power	Power for input buffers and logic circuit inside DRAM.
44, 58, 72, 86	VSS	Ground	Ground for input buffers and logic circuit inside DRAM.
3, 9, 35, 41, 49, 55, 75, 81	VCCQ	Power for I/O Buffer	Separated power from VCC, to improve DQ noise immunity.
6, 12, 32, 38, 46, 52, 78, 84	VSSQ	Ground for I/O Buffer	Separated ground from VSS, to improve DQ noise immunity.
14, 21, 30, 57, 69, 70, 73	NC	No Connection	No connection. (The NC pin must connect to ground or floating.)

K4S641632K (IC30 : for AVR-1910)

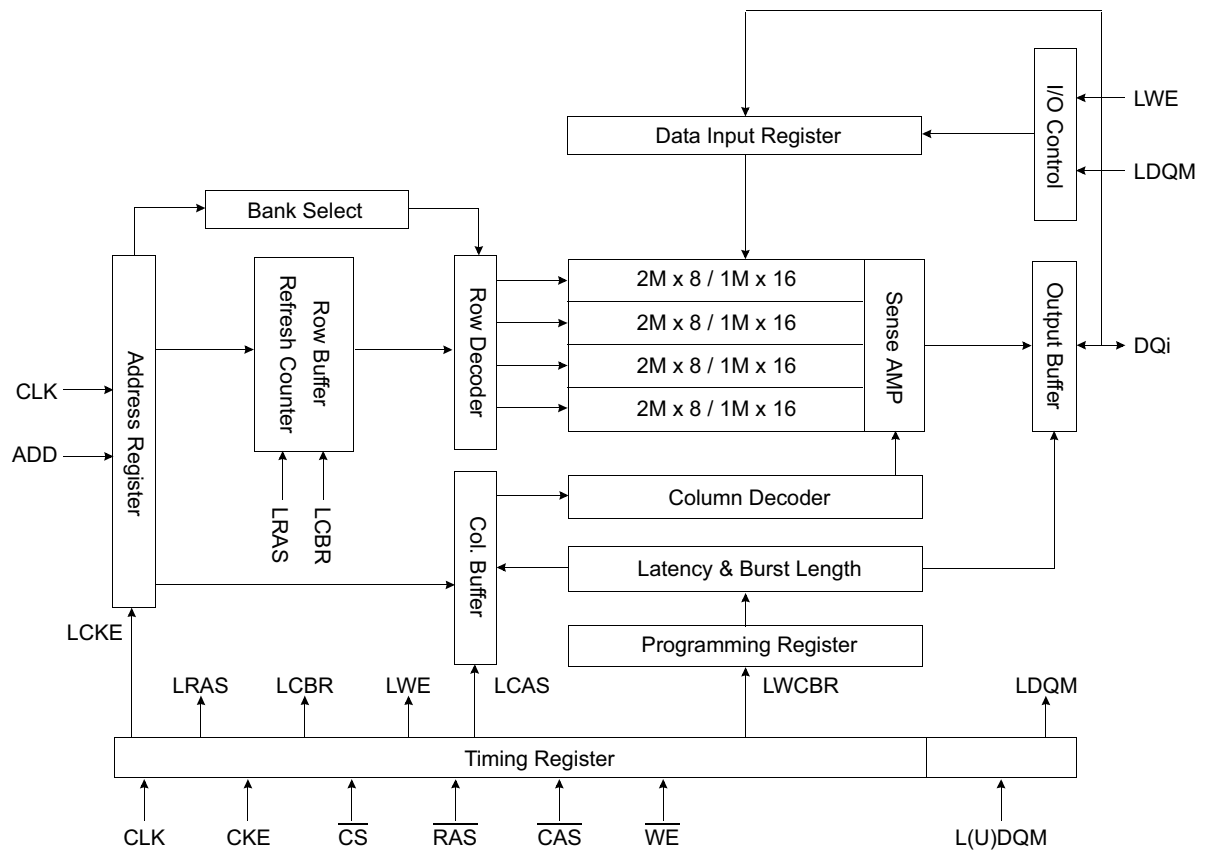


54Pin TSOP (II)
(400mil x 875mil)
(0.8 mm Pin pitch)

PIN FUNCTION DESCRIPTION

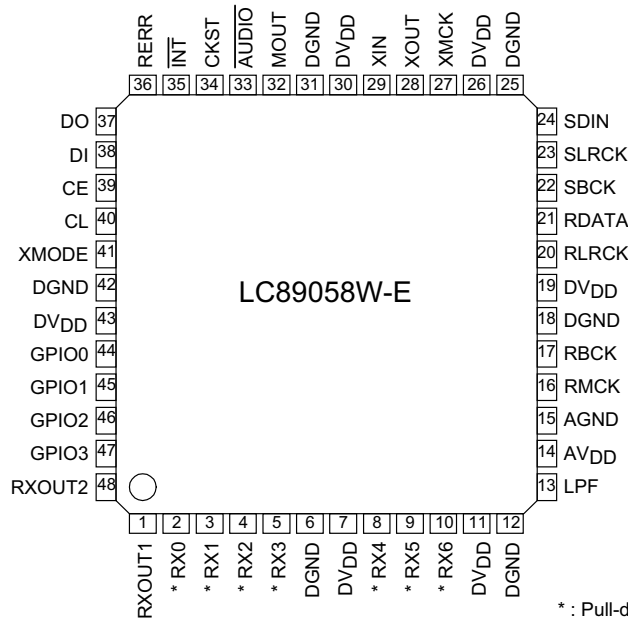
Pin	Name	Input Function
CLK	System clock	Active on the positive going edge to sample all inputs.
\overline{CS}	Chip select	Disables or enables device operation by masking or enabling all inputs except CLK, CKE and DQM
CKE	Clock enable	Masks system clock to freeze operation from the next clock cycle. CKE should be enabled at least one cycle prior to new command. Disable input buffers for power down in standby.
A ₀ ~ A ₁₁	Address	Row/column addresses are multiplexed on the same pins. Row address : RA ₀ ~ RA ₁₁ , Column address : (x8 : CA ₀ ~ CA ₈ , x16 : CA ₀ ~ CA ₇)
BA ₀ ~ BA ₁	Bank select address	Selects bank to be activated during row address latch time. Selects bank for read/write during column address latch time.
\overline{RAS}	Row address strobe	Latches row addresses on the positive going edge of the CLK with \overline{RAS} low. Enables row access & precharge.
\overline{CAS}	Column address strobe	Latches column addresses on the positive going edge of the CLK with \overline{CAS} low. Enables column access.
\overline{WE}	Write enable	Enables write operation and row precharge. Latches data in starting from \overline{CAS} , \overline{WE} active.
DQM	Data input/output mask	Makes data output Hi-Z, tSHZ after the clock and masks the output. Blocks data input when DQM active.
DQ ₀ ~ N	Data input/output	Data inputs/outputs are multiplexed on the same pins. (x8 : DQ ₀ ~ 7), (x16 : DQ ₀ ~ 15)
VDD/VSS	Power supply/ground	Power and ground for the input buffers and the core logic.
VDDQ/VSSQ	Data output power/ground	Isolated power supply and ground for the output buffers to provide improved noise immunity.
N.C/RFU	No connection /reserved for future use	This pin is recommended to be left No Connection on the device.

K4S641632K Block Diagram



* Samsung Electronics reserves the right to change products or specification without notice.

LC89058W (IC14)



* : Pull-down resistor internal at no selection

Pin Functions

Pin No.	Name	I/O	Function
1	RXOUT1	O	RX0-6 input S/PDIF through output pin 1
2	RX0	I _s (pd)	5V withstand voltage TTL input level compatible S/PDIF input pin (connected to GND when RX1 is set)
3	RX1	I(pd)	Co-axial compatible S/PDIF input pin (supported demodulation sampling frequency of up to 96kHz)
4	RX2	I _s (pd)	5V withstand voltage TTL input level compatible S/PDIF input pin (connected to GND when RX1 is set)
5	RX3	I _s (pd)	5V withstand voltage TTL input level compatible S/PDIF input pin
6	DGND		Digital GND
7	DVDD		Digital power supply (3.3V)
8	RX4	I _s (pd)	5V tolerable TTL input level compatible S/PDIF input pin
9	RX5	I _s (pd)	5V tolerable TTL input level compatible S/PDIF input pin
10	RX6	I _s (pd)	5V tolerable TTL input level compatible S/PDIF input pin
11	DVDD		Digital power supply (3.3V)
12	DGND		Digital GND
13	LPF	O	PLL loop filter connection pin
14	AVDD		Analog power supply (3.3V)
15	AGND		Analog GND
16	RMCK	O	R system clock output pin (VCO, 512fs, XIN)
17	RBCK	O/I	R system bit clock I/O pin (64fs)
18	DGND		Digital GND
19	DVDD		Digital power supply (3.3V)
20	RLRCK	O/I	R system LR clock I/O pin (fs)
21	RDATA	O	Serial audio data output pin
22	SBCK	O	S system bit clock output pin (16fs, 32fs, 64fs, 128fs)
23	SLRCK	O	S system LR clock output pin (fs/4, fs/2, fs, 2fs)
24	SDIN	I _s	External serial audio data input pin

Pin No.	Name	I/O	Function
25	DGND		Digital GND
26	DV _{DD}		Digital power supply (3.3V)
27	XMCK	O	Oscillation amplifier clock output pin
28	XOUT	O	Output pin connected to the resonator
29	XIN	I	External clock input pin, connected to the resonator (12.288MHz/24.576MHz)
30	DV _{DD}		Digital power supply
31	DGND		Digital GND
32	MOUT	I/O	Emphasis information Input fs monitor output Chip address setting input pin
33	AUDIO	I/O	Channel status bit 1 output Chip address setting input pin
34	CKST	I/O	Clock switching transition period signal output Master/slave setting input pin
35	INT	I/O	Microcontroller interrupt signal output Pins44-48 I/O setting input pin
36	RERR	O	PLL lock error, data error flag output pin
37	DO	O	CCB microcontroller I/F, read data output pin (3-state)
38	DI	I _s	CCB microcontroller I/F, write data input pin
39	CE	I _s	CCB microcontroller I/F, chip enable input pin
40	CL	I _s	CCB microcontroller I/F, clock input pin
41	XMODE	I _s	System reset input pin
42	DGND		Digital GND
43	DV _{DD}		Digital power supply (3.3V)
44	GPIO0	O/I	General-purpose I/O pin Selector input pin (output referred to RDATA pin)
45	GPIO1	O/I	General-purpose I/O pin Selector input pin (output referred to RLRCK pin)
46	GPIO2	O/I	General-purpose I/O pin Selector input pin (output referred to RBCK pin)
47	GPIO3	O/I	General-purpose I/O pin Selector input pin (output referred to RMCK pin)
48	RXOUT2	O	RX0-6 input S/PDIF through output pin 2

* Input voltage: I₋ = -0.3 to 3.6V, I_s = -0.3 to 5.5V

* Output voltage: O = -0.3 to 3.6V

* Pins 2, 4, 5, 8, 9, 10, 24, 38, 39, 40, and 41 have an internal pull-down resistor (pd).

Their level is fixed when they are unselected.

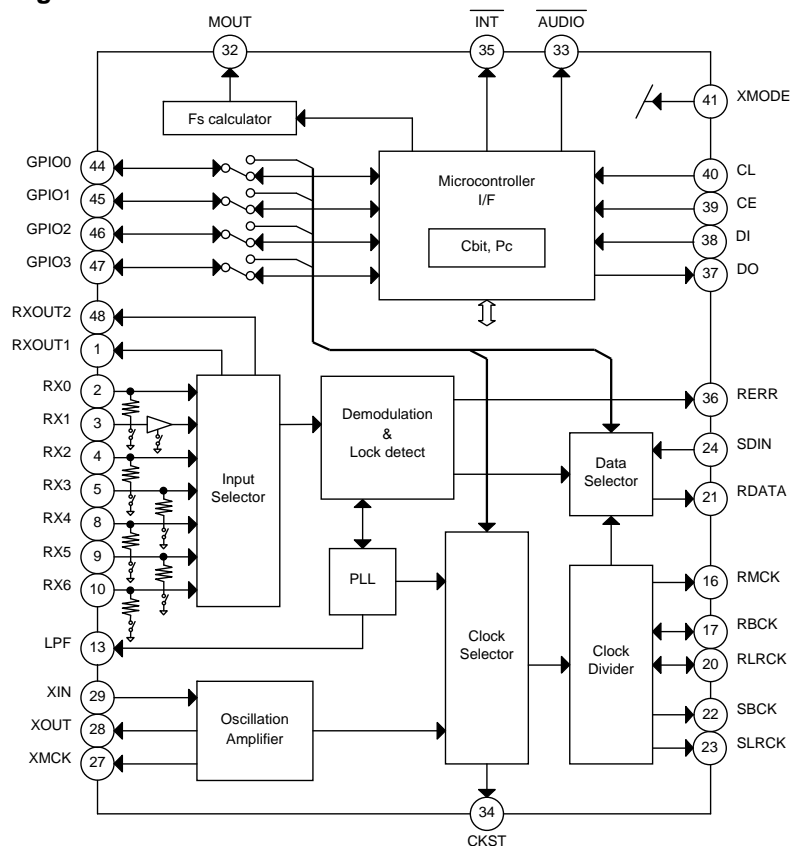
* Pins 32 and 33 are input pins for chip address setting when pin 41 is held at the low level.

* Pin 34 serves as the input pin for designating as the master or slave when pin 41 is held at the low level.

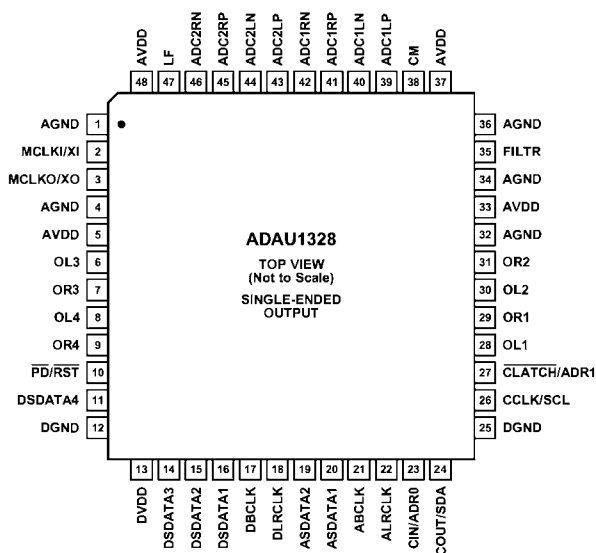
* Pin 35 serves as the input pin for configuring the I/O of pins 44 to 47 when pin 41 is held at the low level.

* The DV_{DD} and AV_{DD} pins must be held at the same level and turned on and off at the same timing to preclude Latch-up conditions.

LC89058W Block Diagram

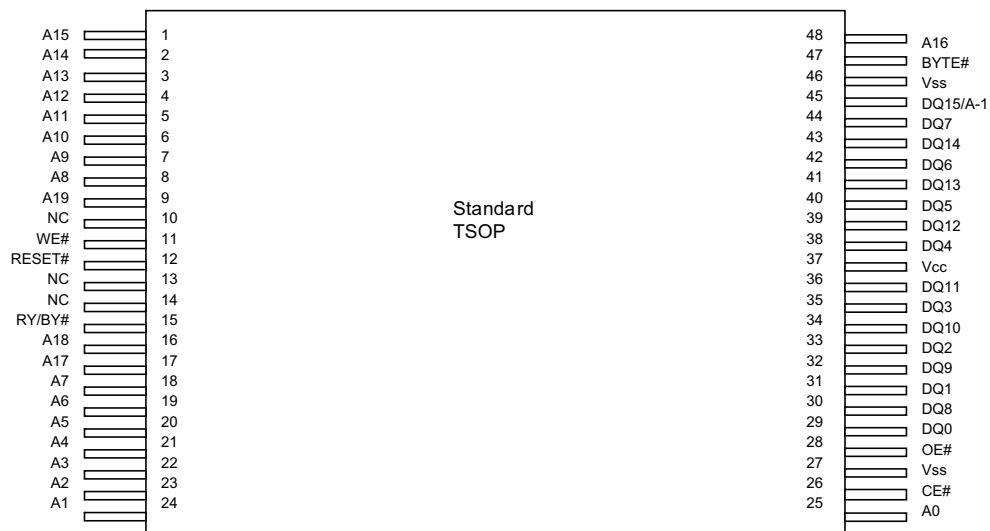


ADAU1328 (IC13)

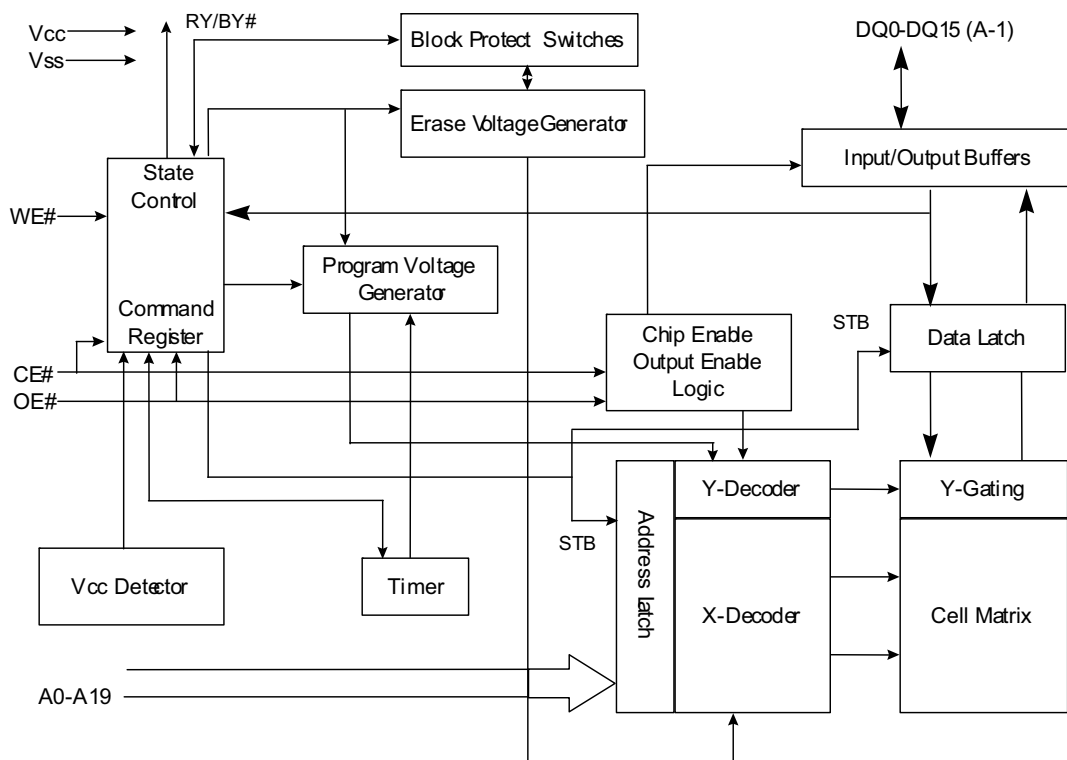


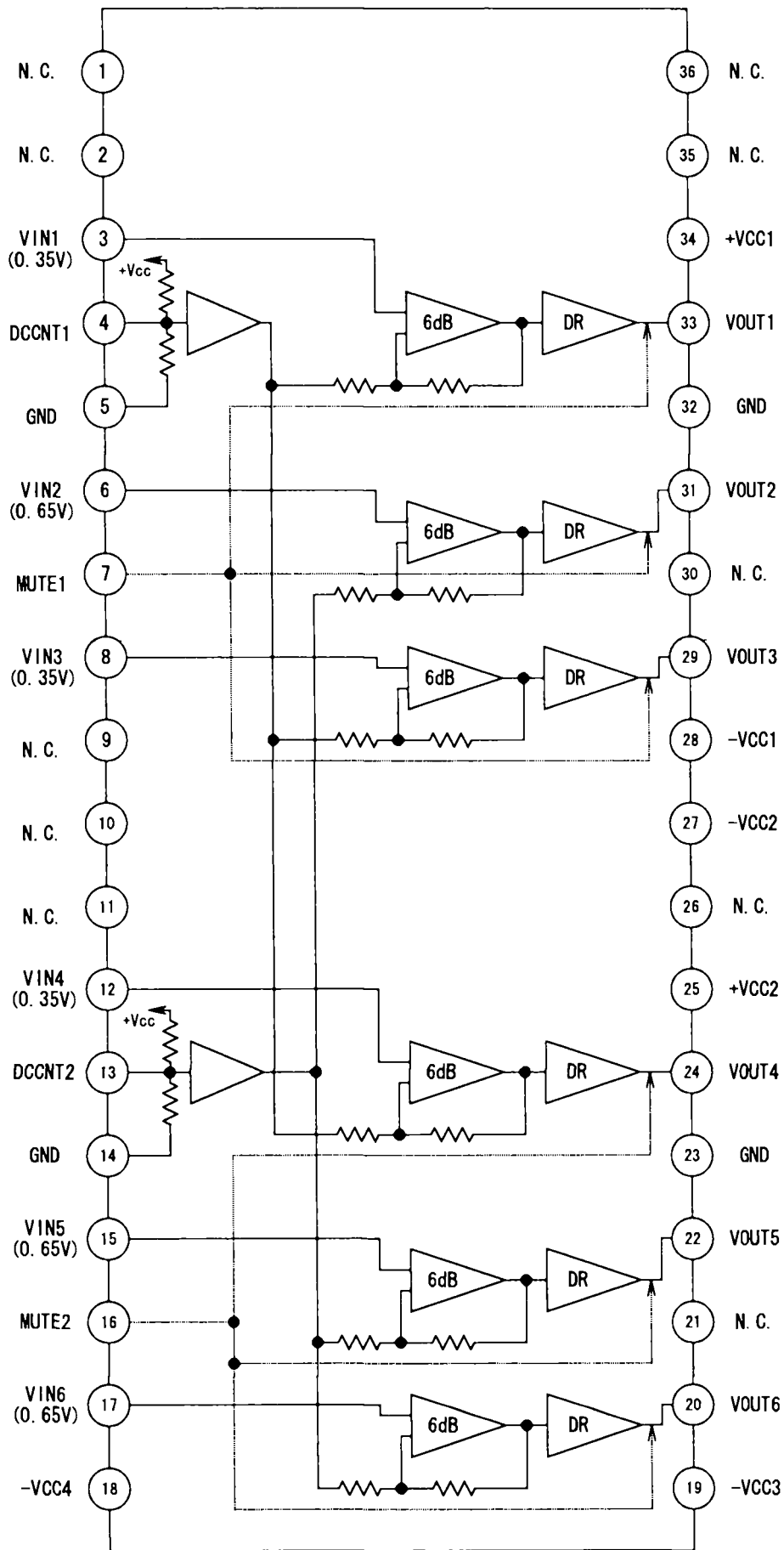
Pin No.	In/Out	Mnemonic	Description
1	I	AGND	Analog Ground.
2	I	MCLKI/XI	Master Clock Input/Crystal Oscillator Input.
3	O	MCLKO/XO	Master Clock Output/Crystal Oscillator Output.
4	I	AGND	Analog Ground.
5	I	AVDD	Analog Power Supply. Connect to analog 3.3 V supply.
6	O	OL3	DAC 3 Left Output.
7	O	OR3	DAC 3 Right Output.
8	O	OL4	DAC 4 Left Output.
9	O	OR4	DAC 4 Right Output.
10	I	PD/RST	Power-Down Reset (Active Low).
11	I/O	DSDATA4	DAC Input 4 (Input to DAC 4 L and R)/DAC TDM Data Out 2/AUX ADC 1 Data In.
12	I	DGND	Digital Ground.
13	I	DVDD	Digital Power Supply. Connect to digital 3.3 V supply.
14	I/O	DSDATA3	DAC Input 3 (Input to DAC 3 L and R)/DAC TDM Data In 2/AUX DAC 2 Data Output.
15	I/O	DSDATA2	DAC Input 2 (Input to DAC 2 L and R)/DAC TDM Data Out 1/AUX ADC 1 Data In.
16	I	DSDATA1	DAC Input 1 (Input to DAC 1 L and R)/DAC TDM Data In 1/AUX ADC 2 Data In.
17	I/O	DBCLK	Bit Clock for DACs.
18	I/O	DLRLCK	LR Clock for DACs.
19	I/O	ASDATA2	ADC Serial Data Output 2 (ADC 2 L and R)/ADC TDM Data Input/AUX DAC 1 Data Output.
20	O	ASDATA1	ADC Serial Data Output 1 (ADC 1 L and R)/ADC TDM Data Output.
21	I/O	ABCLK	Bit Clock for ADCs.
22	I/O	ALRCLK	LR Clock for ADCs.
23	I	CIN/ADRO	Control Data Input (SPI).
24	I/O	COUT/SDA	Control Data Output (SPI).
25	I	DGND	Digital Ground.
26	I	CCLK/SCL	Control Clock Input (SPI).
27	I	CLATCH/ADR1	Latch Input for Control Data (SPI).
28	O	OL1	DAC 1 Left Output.
29	O	OR1	DAC 1 Right Output.
30	O	OL2	DAC 2 Left Output.
31	O	OR2	DAC 2 Right Output.
32	I	AGND	Analog Ground.
33	I	AVDD	Analog Power Supply. Connect to analog 3.3 V supply.
34	I	AGND	Analog Ground.
35	O	FILTR	Voltage Reference Filter Capacitor Connection. Bypass with 10 μ F 100 nF to AGND.
36	I	AGND	Analog Ground.
37	I	AVDD	Analog Power Supply. Connect to analog 3.3 V supply.
38	O	CM	Common-Mode Reference Filter Capacitor Connection. Bypass with 47 μ F 100 nF to AGND.
39	I	ADC1LP	ADC1 Left Positive Input.
40	I	ADC1LN	ADC1 Left Negative Input.
41	I	ADC1RP	ADC1 Right Positive Input.
42	I	ADC1RN	ADC1 Right Negative Input.
43	I	ADC2LP	ADC2 Left Positive Input.
44	I	ADC2LN	ADC2 Left Negative Input.
45	I	ADC2RP	ADC2 Right Positive Input.
46	I	ADC2RN	ADC2 Right Negative Input.
47	O	LF	PLL Loop Filter. Return to AVDD.
48	I	AVDD	Analog Power Supply. Connect to analog 3.3 V supply.

EN29LV160AB-70TI (IC9)

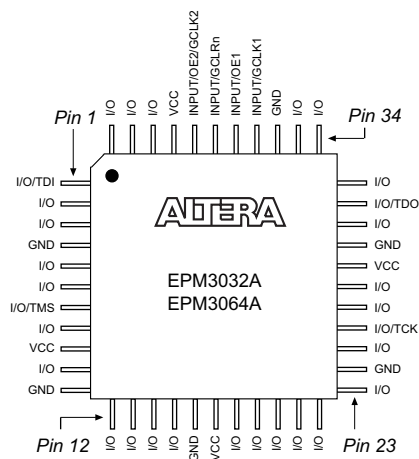


Block Diagram

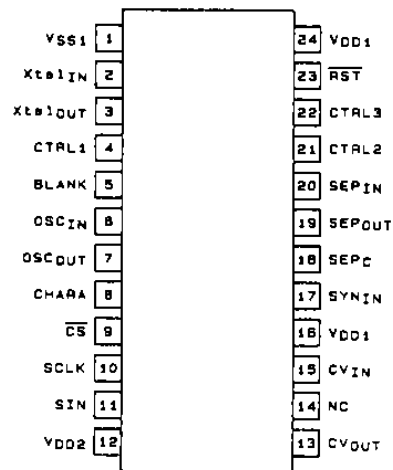




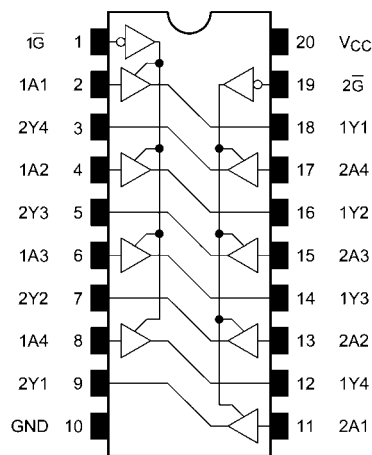
EPM3032A-TC44 (IC34)



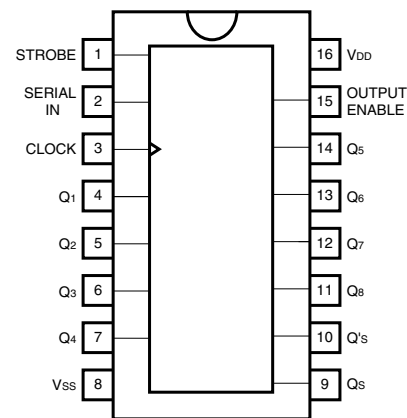
LC74781 (IC1905)



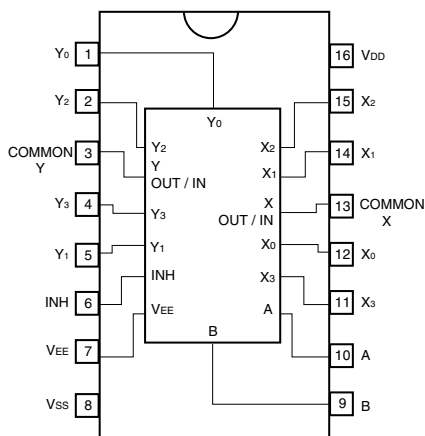
SN74LVC244APW (IC33)



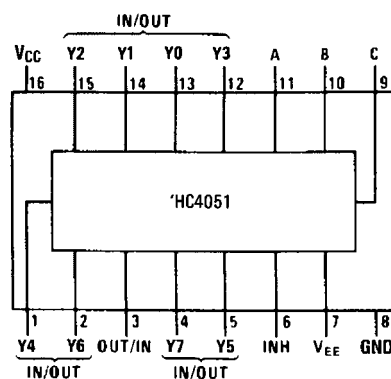
BU4094BCF (IC1908, 1909)



BU4052 (IC2000, 2001 : AVC model)



MM74HC4051 (IC1906)

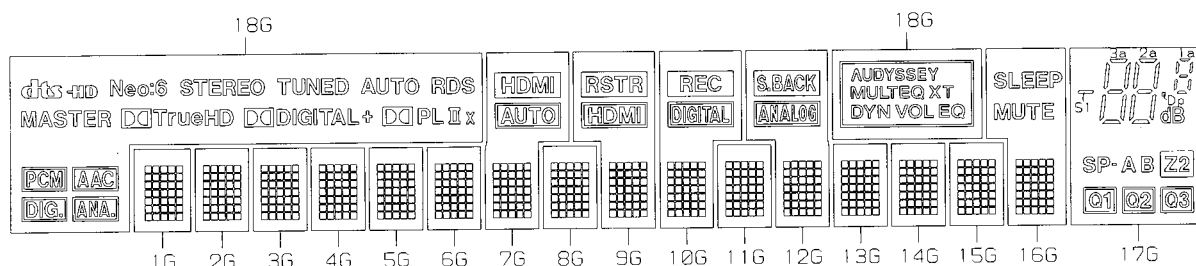


Input				"ON" Channel
Inh	C	B	A	
H	X	X	X	None
L	L	L	L	Y0
L	L	L	H	Y1
L	L	H	L	Y2
L	L	H	H	Y3
L	H	L	L	Y4
L	H	L	H	Y5
L	H	H	L	Y6
L	H	H	H	Y7

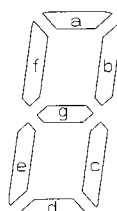
FLD (18-ST-11GINK) (FLD1300)

[illegible]

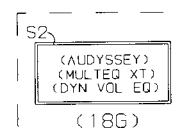
- ## GRID ASSIGNMENT



(16~16G)



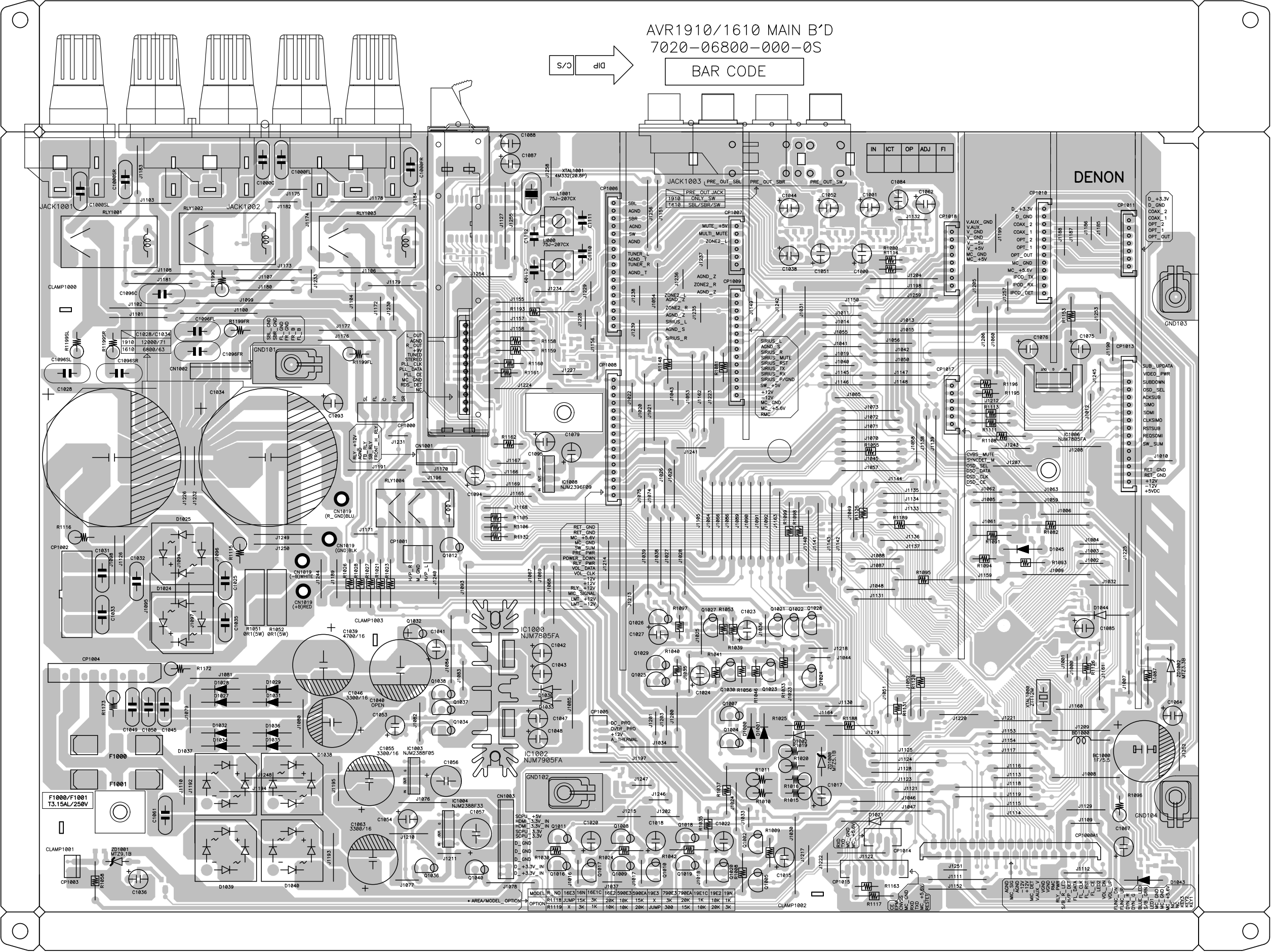
(176)




ANODE CONNECTION

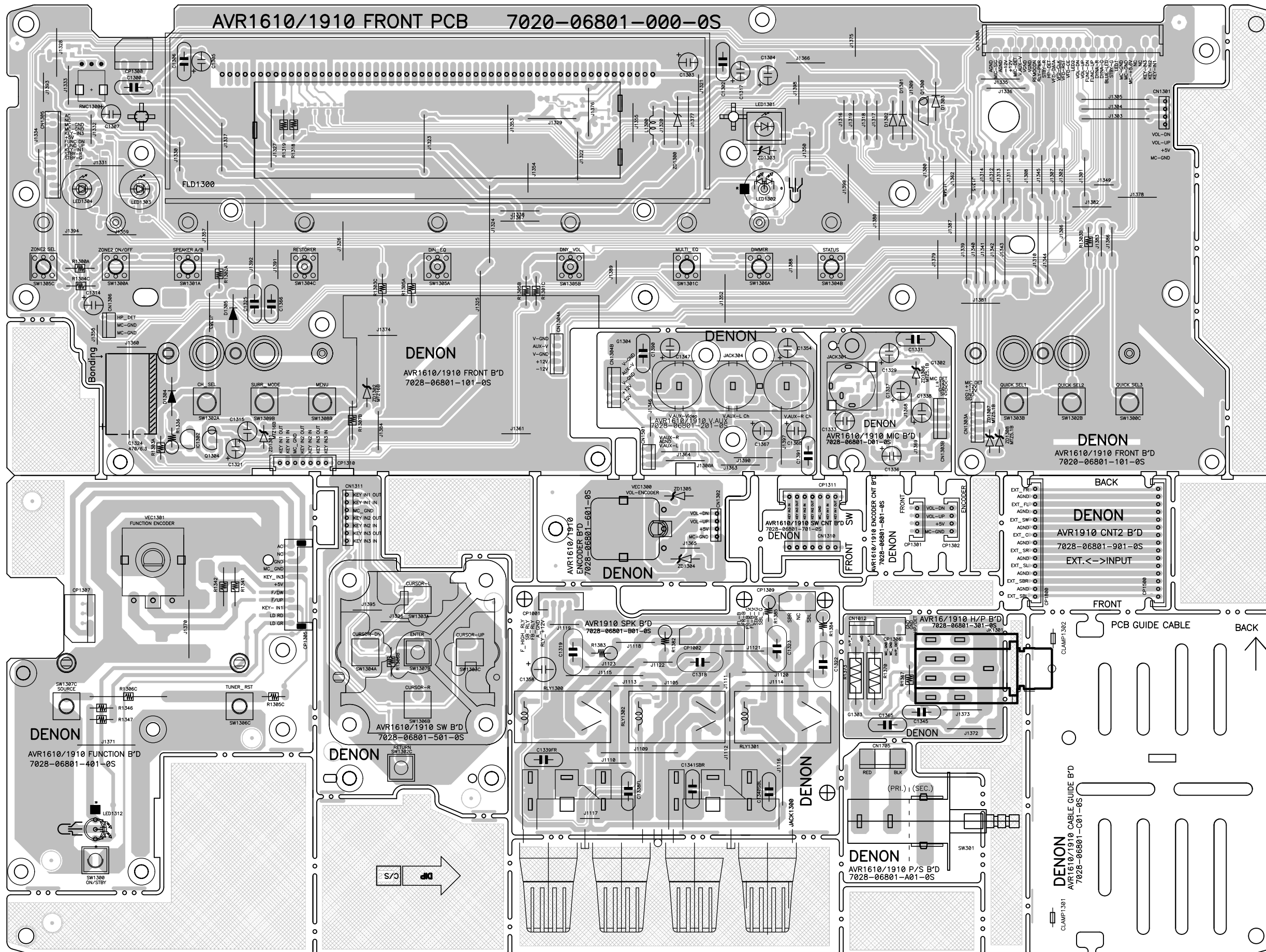
	1G	2G	3G	4G	5G	6G	7G	8G	9G	10G	11G	12G	13G	14G	15G	16G	17G	18G	
D0	1-1	1-1	1-1	1-1	1-1	1-1	1-1	1-1	1-1	1-1	1-1	1-1	1-1	1-1	1-1	1-1	S1	PCM	
D1	2-1	2-1	2-1	2-1	2-1	2-1	2-1	2-1	2-1	2-1	2-1	2-1	2-1	2-1	2-1	2-1	3d	AAC	
D2	3-1	3-1	3-1	3-1	3-1	3-1	3-1	3-1	3-1	3-1	3-1	3-1	3-1	3-1	3-1	3-1	2d	S2	
D3	4-1	4-1	4-1	4-1	4-1	4-1	4-1	4-1	4-1	4-1	4-1	4-1	4-1	4-1	4-1	4-1	3e	EQ	
D4	5-1	5-1	5-1	5-1	5-1	5-1	5-1	5-1	5-1	5-1	5-1	5-1	5-1	5-1	5-1	5-1	2e	VOL	
D5	1-2	1-2	1-2	1-2	1-2	1-2	1-2	1-2	1-2	1-2	1-2	1-2	1-2	1-2	1-2	1-2	3c	DYN	
D6	2-2	2-2	2-2	2-2	2-2	2-2	2-2	2-2	2-2	2-2	2-2	2-2	2-2	2-2	2-2	2-2	2c	XT	
D7	3-2	3-2	3-2	3-2	3-2	3-2	3-2	3-2	3-2	3-2	3-2	3-2	3-2	3-2	3-2	3-2	3g	MULTEQ	
D8	4-2	4-2	4-2	4-2	4-2	4-2	4-2	4-2	4-2	4-2	4-2	4-2	4-2	4-2	4-2	4-2	2g	AUDYSSEY	
D9	5-2	5-2	5-2	5-2	5-2	5-2	5-2	5-2	5-2	5-2	5-2	5-2	5-2	5-2	5-2	5-2	3f	X	
D10	1-3	1-3	1-3	1-3	1-3	1-3	1-3	1-3	1-3	1-3	1-3	1-3	1-3	1-3	1-3	1-3	2f	II	
D11	2-3	2-3	2-3	2-3	2-3	2-3	2-3	2-3	2-3	2-3	2-3	2-3	2-3	2-3	2-3	2-3	3b	PL	
D12	3-3	3-3	3-3	3-3	3-3	3-3	3-3	3-3	3-3	3-3	3-3	3-3	3-3	3-3	3-3	3-3	2b	DQ (PL)	
D13	4-3	4-3	4-3	4-3	4-3	4-3	4-3	4-3	4-3	4-3	4-3	4-3	4-3	4-3	4-3	4-3	3a	+	
D14	5-3	5-3	5-3	5-3	5-3	5-3	5-3	5-3	5-3	5-3	5-3	5-3	5-3	5-3	5-3	5-3	2a	MASTER	
D15	1-4	1-4	1-4	1-4	1-4	1-4	1-4	1-4	1-4	1-4	1-4	1-4	1-4	1-4	1-4	1-4	Dp	RDS	
D16	2-4	2-4	2-4	2-4	2-4	2-4	2-4	2-4	2-4	2-4	2-4	2-4	2-4	2-4	2-4	2-4	dB	AUTO	
D17	3-4	3-4	3-4	3-4	3-4	3-4	3-4	3-4	3-4	3-4	3-4	3-4	3-4	3-4	3-4	3-4	1d	TUNED	
D18	4-4	4-4	4-4	4-4	4-4	4-4	4-4	4-4	4-4	4-4	4-4	4-4	4-4	4-4	4-4	4-4	1e	STEREO	
D19	5-4	5-4	5-4	5-4	5-4	5-4	5-4	5-4	5-4	5-4	5-4	5-4	5-4	5-4	5-4	5-4	1c	Nec:6	
D20	1-5	1-5	1-5	1-5	1-5	1-5	1-5	1-5	1-5	1-5	1-5	1-5	1-5	1-5	1-5	1-5	1g	-HD	
D21	2-5	2-5	2-5	2-5	2-5	2-5	2-5	2-5	2-5	2-5	2-5	2-5	2-5	2-5	2-5	2-5	1f	dtS	
D22	3-5	3-5	3-5	3-5	3-5	3-5	3-5	3-5	3-5	3-5	3-5	3-5	3-5	3-5	3-5	3-5	1b	-	
D23	4-5	4-5	4-5	4-5	4-5	4-5	4-5	4-5	4-5	4-5	4-5	4-5	4-5	4-5	4-5	4-5	1a	-	
D24	5-5	5-5	5-5	5-5	5-5	5-5	5-5	5-5	5-5	5-5	5-5	5-5	5-5	5-5	5-5	5-5	SP-	-	
D25	1-6	1-6	1-6	1-6	1-6	1-6	1-6	1-6	1-6	1-6	1-6	1-6	1-6	1-6	1-6	1-6	A	-	
D26	2-6	2-6	2-6	2-6	2-6	2-6	2-6	2-6	2-6	2-6	2-6	2-6	2-6	2-6	2-6	2-6	B	-	
D27	3-6	3-6	3-6	3-6	3-6	3-6	3-6	3-6	3-6	3-6	3-6	3-6	3-6	3-6	3-6	3-6	Z2	-	
D28	4-6	4-6	4-6	4-6	4-6	4-6	4-6	4-6	4-6	4-6	4-6	4-6	4-6	4-6	4-6	4-6	Q1	-	
D29	5-6	5-6	5-6	5-6	5-6	5-6	5-6	5-6	5-6	5-6	5-6	5-6	5-6	5-6	5-6	5-6	Q2	-	
D30	1-7	1-7	1-7	1-7	1-7	1-7	1-7	1-7	1-7	1-7	1-7	1-7	1-7	1-7	1-7	1-7	Q3	-	
D31	2-7	2-7	2-7	2-7	2-7	2-7	2-7	2-7	2-7	2-7	2-7	2-7	2-7	2-7	2-7	2-7	-	-	
D32	3-7	3-7	3-7	3-7	3-7	3-7	3-7	3-7	3-7	3-7	3-7	3-7	3-7	3-7	3-7	3-7	-	-	
D33	4-7	4-7	4-7	4-7	4-7	4-7	4-7	4-7	4-7	4-7	4-7	4-7	4-7	4-7	4-7	4-7	-	DIG.	
D34	5-7	5-7	5-7	5-7	5-7	5-7	5-7	5-7	5-7	5-7	5-7	5-7	5-7	5-7	5-7	5-7	-	ANA.	
AD1	-	-	-	-	-	-	-	AUTO	-	NORM	ENTR	-	ATAP	-	-	-	MUTE	-	DIGITAL
AD2	-	-	-	-	-	-	-	HDMI	-	RSTR	REC	-	SNACK	-	-	-	SLEEP	-	DITrueHD

PRINTED WIRING BOARDS
PCB MAIN ASS'Y (1/2)



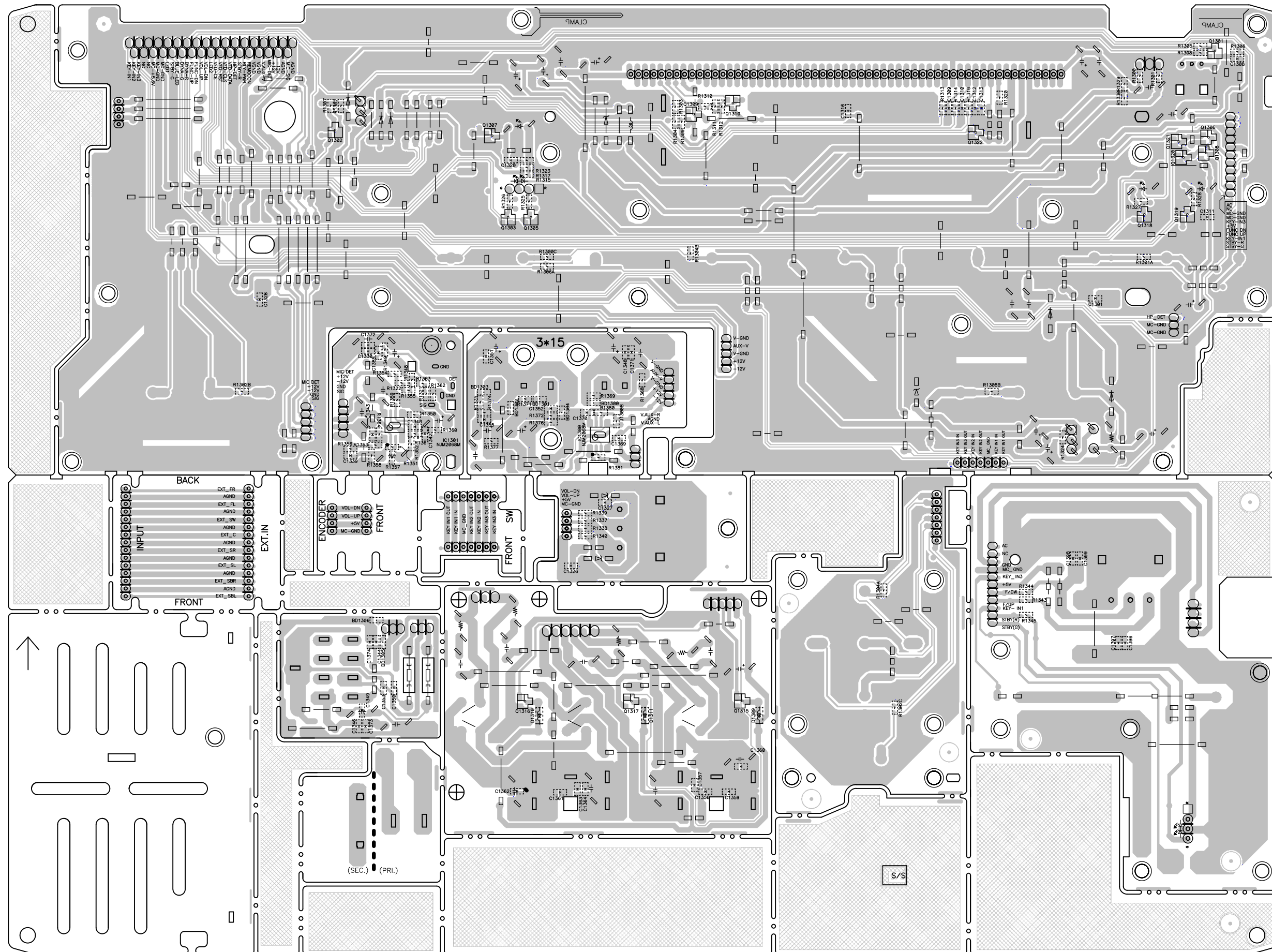


PCB FRONT ASS'Y (1/2)



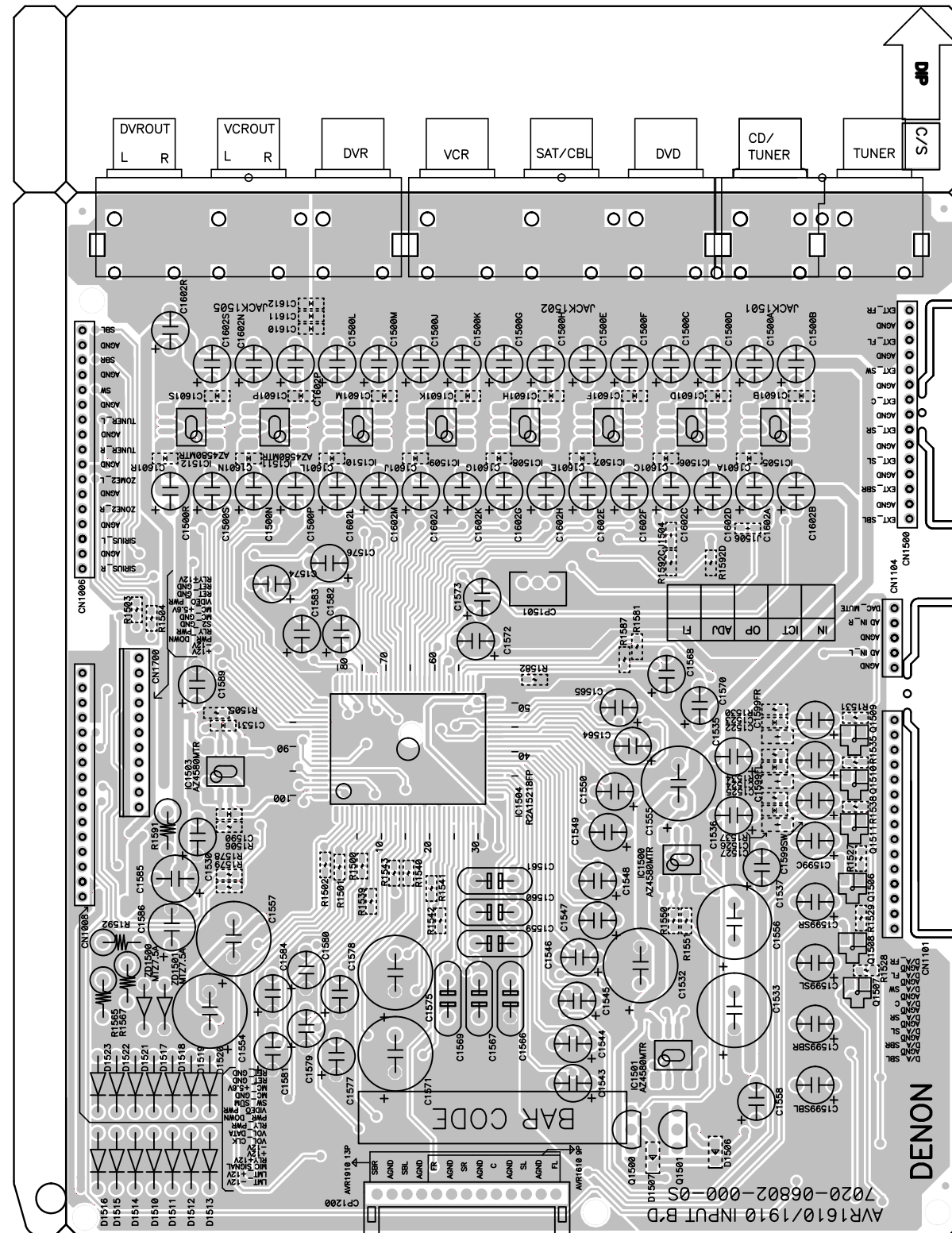
COMPONENT SIDE

PCB FRONT ASS'Y (2/2)

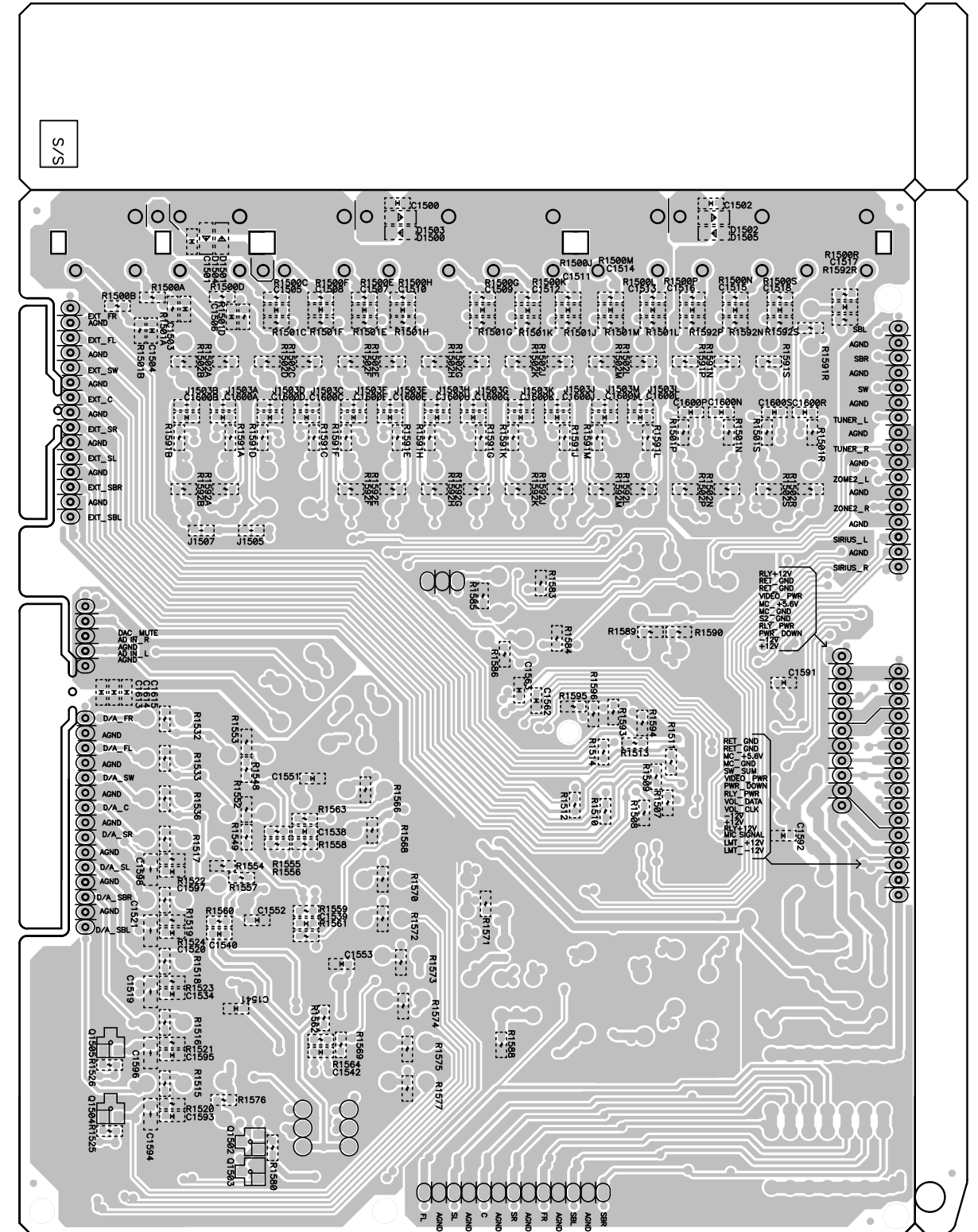


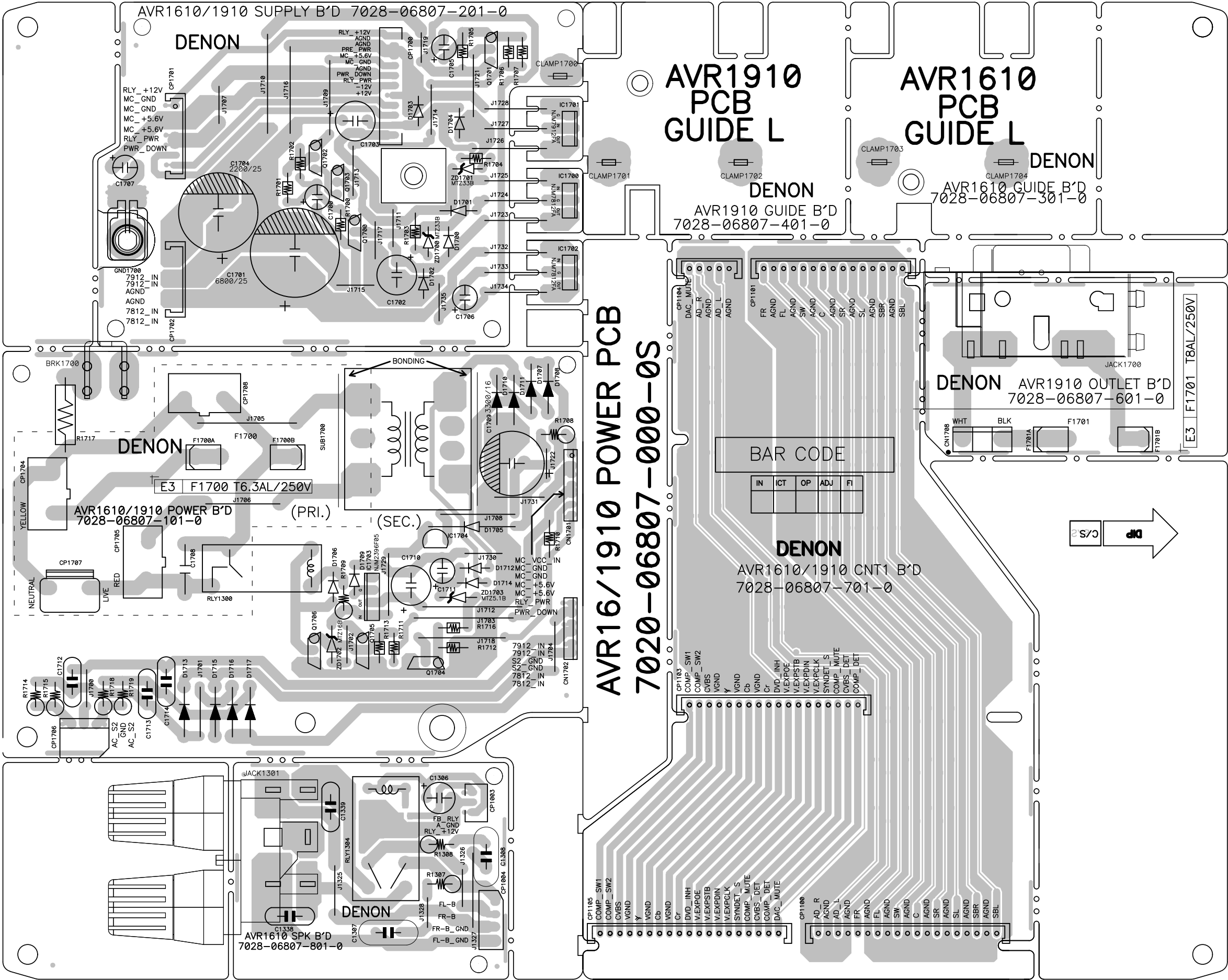
FOIL SIDE

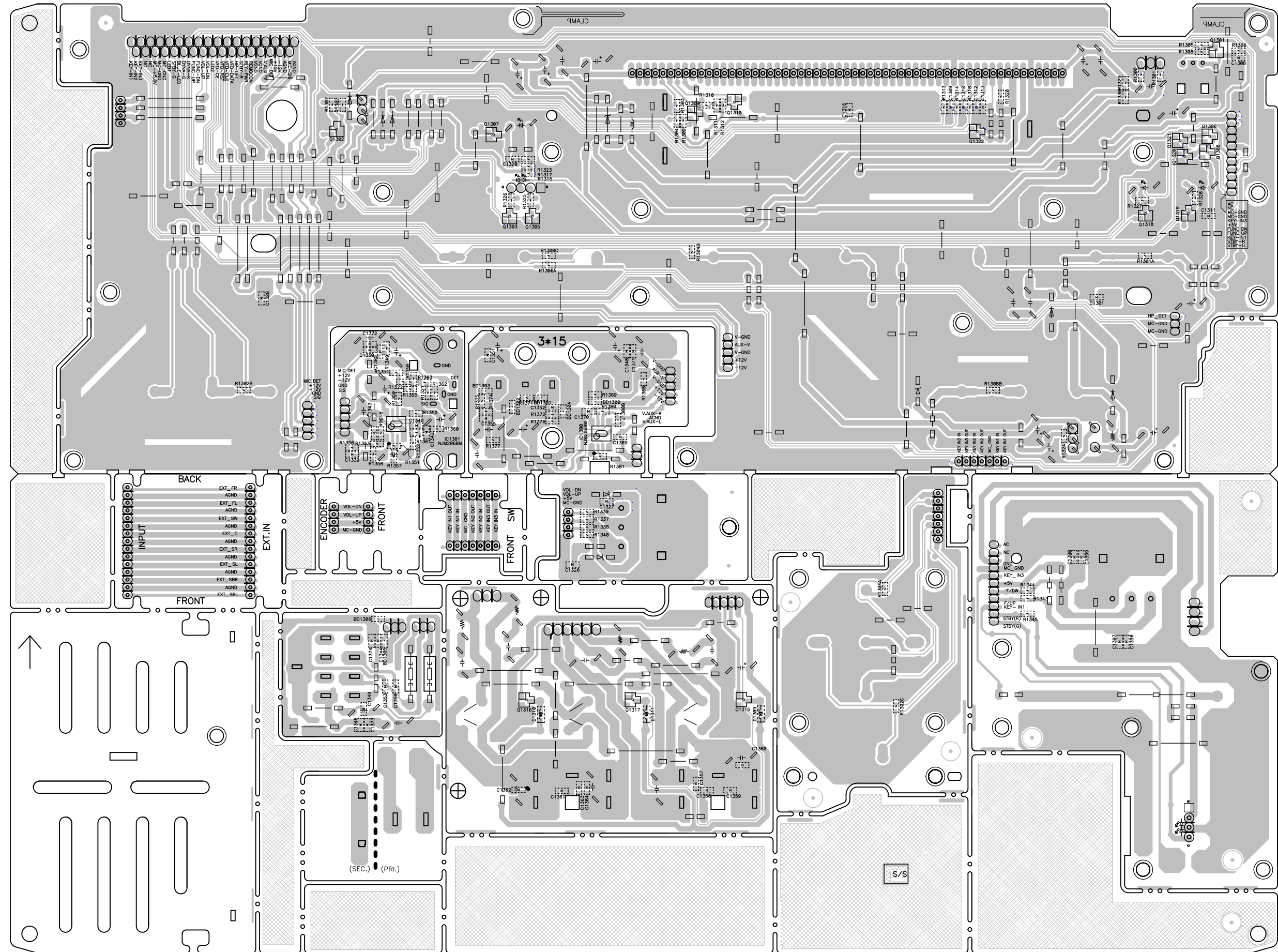
PCB INPUT ASS'Y



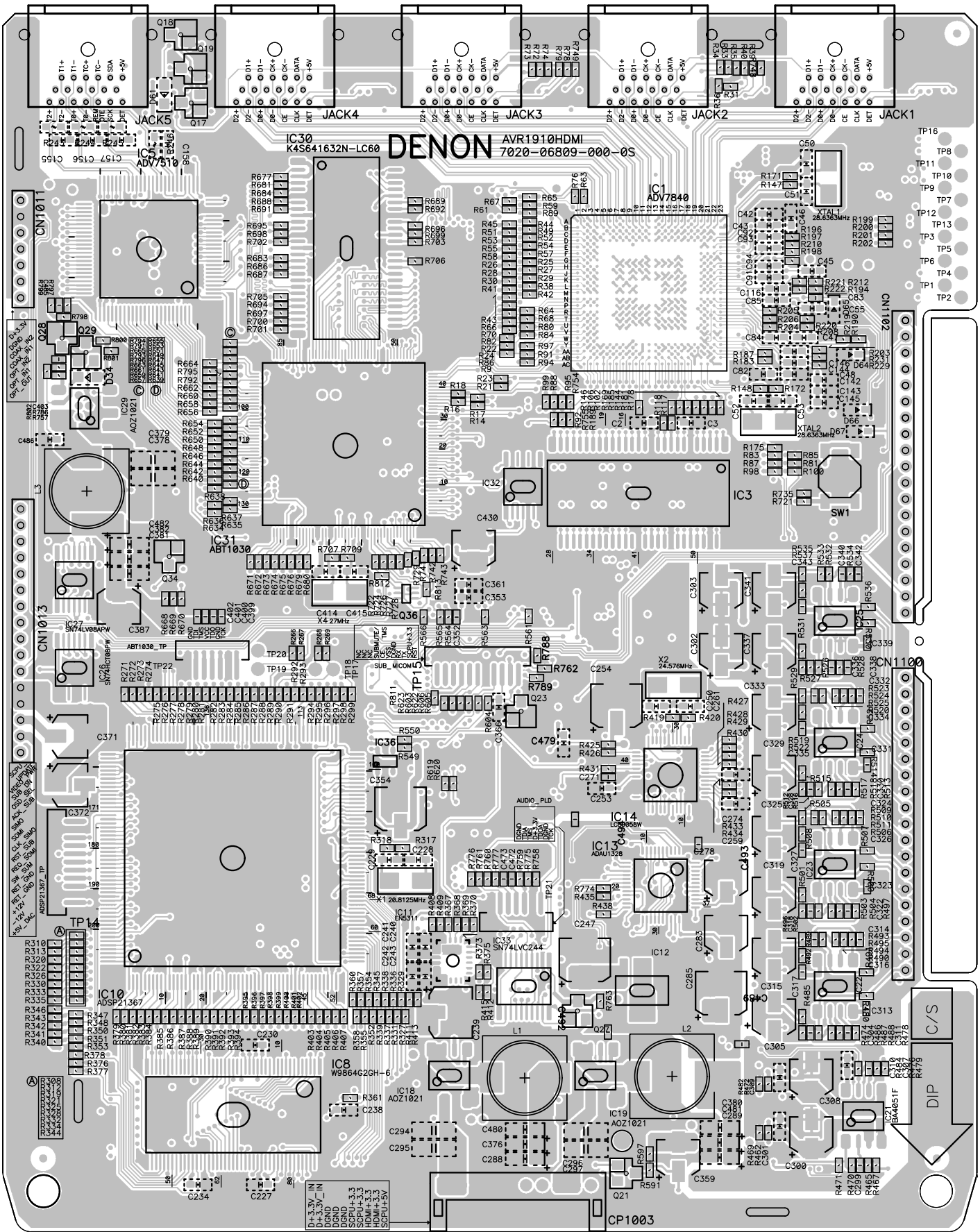
COMPONENT SIDE

**FOIL SIDE**

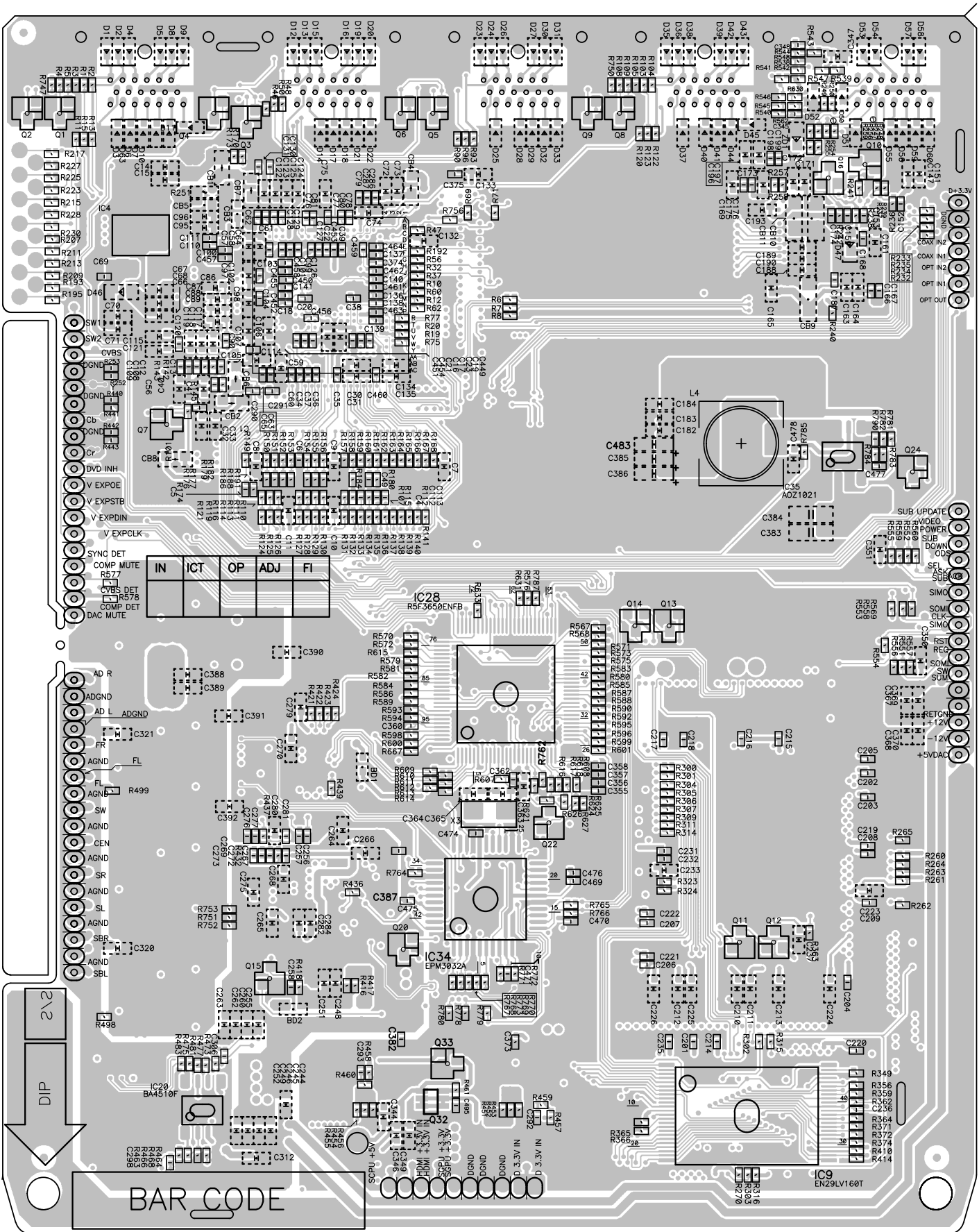


**FOIL SIDE**

PCB HDMI ASS'Y (1910/790 model)



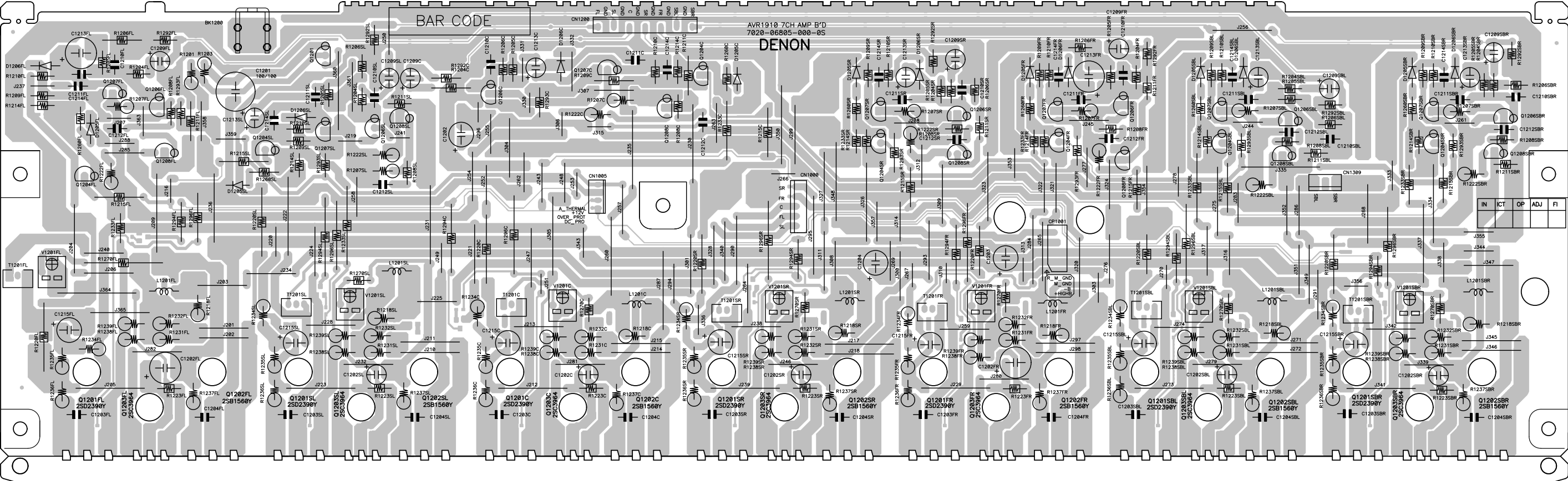
COMPONENT SIDE



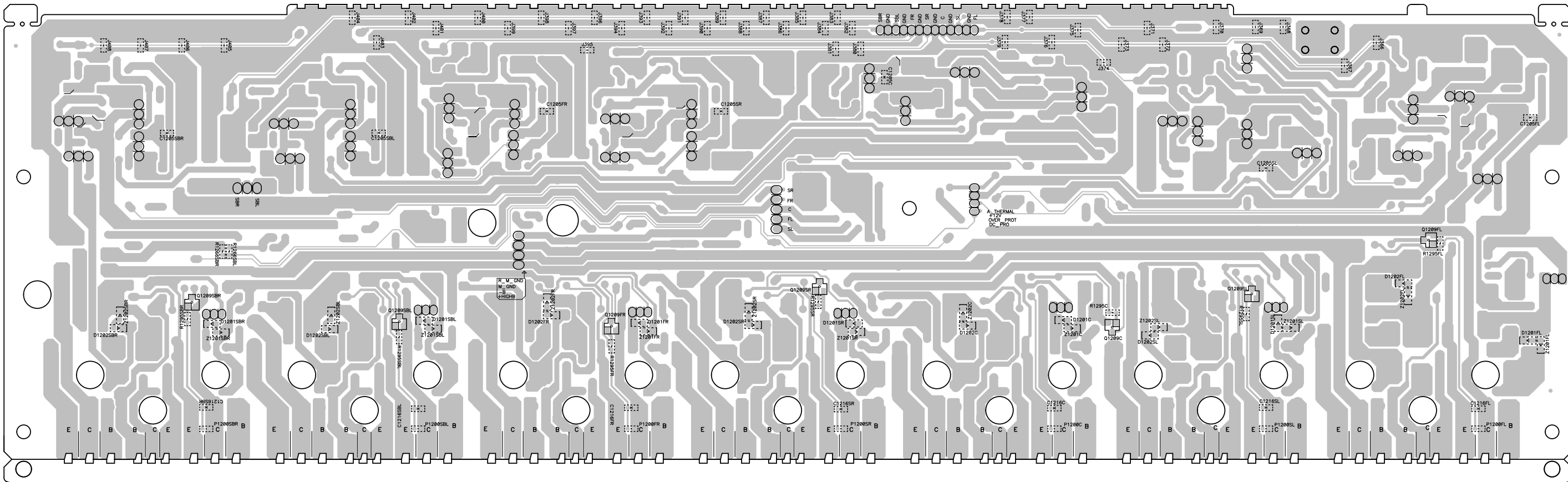
FOIL SIDE

AVR-1910/1620/1610/790/590

PCB 7CH AMP ASS'Y (1910/790 model)



COMPONENT SIDE

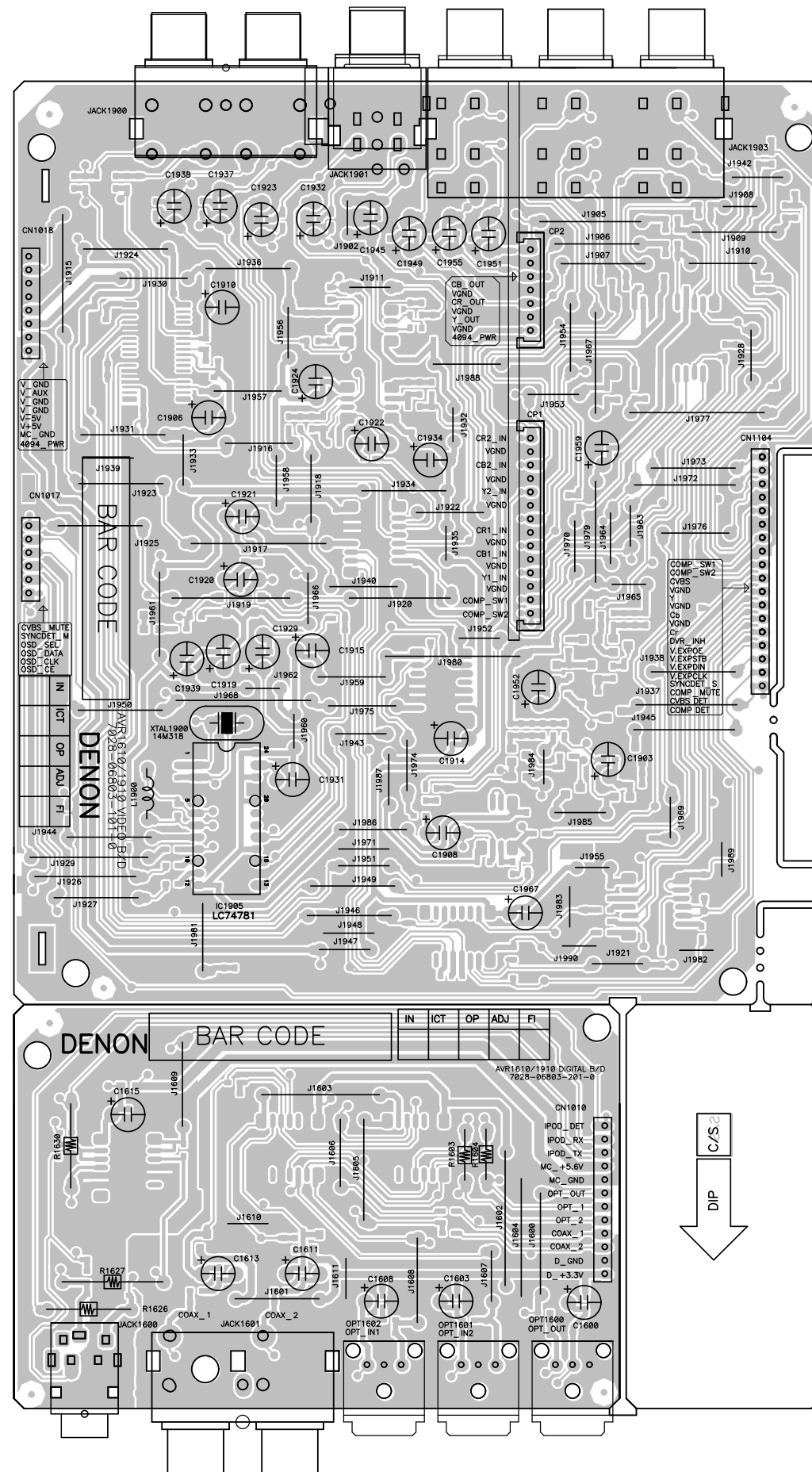


FOIL SIDE

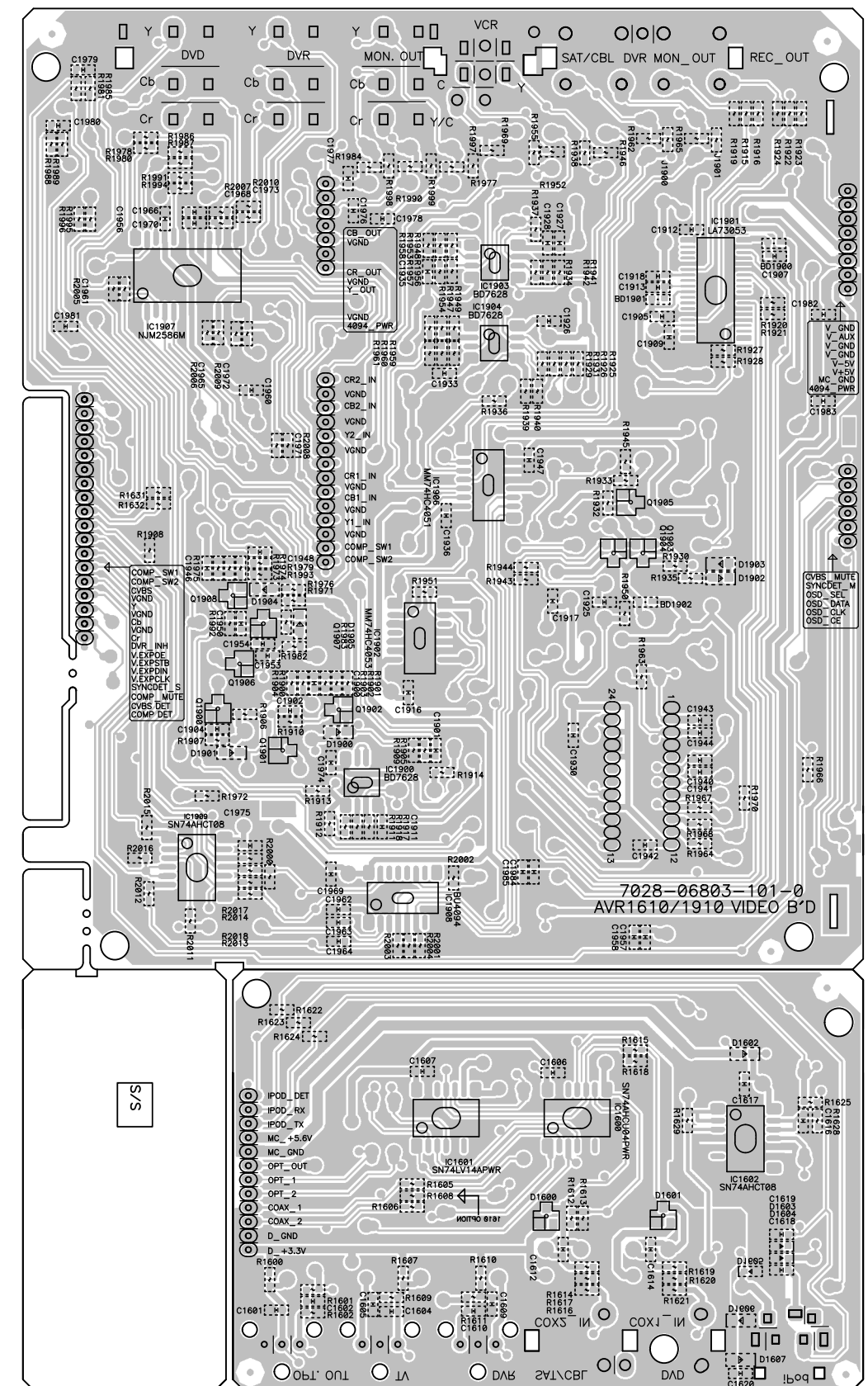
[illegible]

73
AVR-1910/1620/1610/790/590

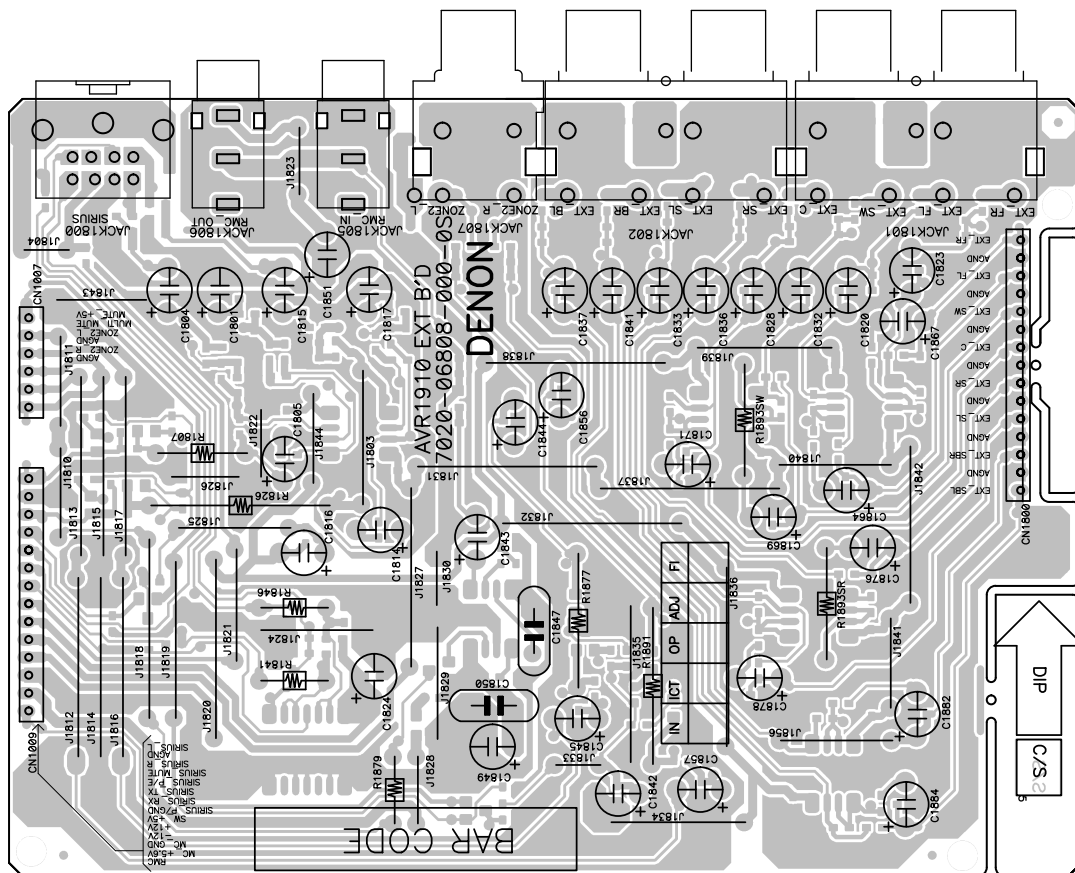
PCB VIDEO ASS'Y




COMPONENT SIDE

**FOIL SIDE**

PCB EXT_IN ASS'Y (1910/790 model)



COMPONENT SIDE



FOIL SIDE

NOTE FOR PARTS LIST

- Parts for which "nsp" is indicated on this table cannot be supplied.
- When ordering of part, clearly indicate "1" and "I" (i) to avoid mis-supplying.
- Ordering part without stating its part number can not be supplied.
- Part indicated with the mark "★" is not illustrated in the exploded view.
- Not including General-purpose Carbon Film Resistor in the P.W.Board parts list. (Refer to the Schematic Diagram for those parts.)
- Not including General-purpose Carbon Chip Resistor in the P.W.Board parts list. (Refer to the Schematic Diagram for those parts.)

WARNING:

Parts marked with this symbol ⚠ have critical characteristics.
Use ONLY replacement parts recommended by the manufacturer.

● Resistors

Ex.:	RN	14K	2E	182	G	FR
	Type	Shape and performance	Power	Resistance	Allowable error	Others
	↓	↓	↓	↓	↓	↓
	RD: Carbon RC: Composition RS: Metal oxide film RW: winding RN: Metal film RK: Metal mixture	2B: 1/8 W 2E: 1/4 W 2H: 1/2 W 3A: 1 W 3D: 2 W 3F: 3 W 3H: 5 W	F: ±1% G: ±2% J: ±5% K: ±10% M: ±20%	P: Pulse-resistant type NL: Low noise type NB: Non-burning type FR: Fuse-resistor F: Lead wire forming		

* Resistance

$\overline{18} \overline{2} \Rightarrow 1800\text{ohm}=1.8\text{kohm}$
 ↑ ↑ Indicates number of zeros after effective number.
 2-digit effective number.

$\overline{1R} \overline{2} \Rightarrow 1.2\text{ohm}$
 ↑ ↑ 1-digit effective number.
 2-digit effective number, decimal point indicated by R.
 : Units: ohm

● Capacitors

Ex.:	CE	04W	1H	3R2	M	BP
	Type	Shape and performance	Dielectric strength	Capacity	Allowable error	Others
	↓	↓	↓	↓	↓	↓
	CE: Aluminum foil electrolytic CA: Aluminium solid electrolytic CS: Tantalum electrolytic CQ: Film CK: Ceramic CC: Ceramic CP: Oil CM: Mica CF: Metallized CH: Metallized	0J: 6.3 V 1A: 10 V 1C: 16 V 1E: 25 V 1V: 35 V 1H: 50 V 2A: 100 V 2B: 125 V 2C: 160 V 2D: 200 V 2E: 250 V 2H: 500 V 2J: 630 V	F: ±1% G: ±2% J: ±5% K: ±10% M: ±20% Z: ±80% P: +100% C: ±0.25pF D: ±0.5pF =: Others	HS: High stability type BP: Non-polar type HR: Ripple-resistant type DL: For charge and discharge HF: For assuring high frequency U: UL part C: CSA part W: UL-CSA part F: Lead wire forming		

* Capacity (electrolyte only)

$\overline{22} \overline{2} \Rightarrow 2200 \mu\text{F}$
 ↑ ↑ Indicates number of zeros after effective number.
 2-digit effective number.
 • Units: μF .

$\overline{2R} \overline{2} \Rightarrow 2.2 \mu\text{F}$
 ↑ ↑ 1-digit effective number.
 2-digit effective number, decimal point indicated by R
 • Units: μF .

* Capacity (except electrolyte)

$\overline{22} \overline{2} \Rightarrow 2200\text{pF}=0.0022 \mu\text{F}$
 ↑ ↑ Indicates number of zeros after effective number.
 (More than 2)
 2-digit effective number.
 • Units:pF

$\overline{22} \overline{1} \Rightarrow 220\text{pF}$
 ↑ ↑ Indicates number of zeros after effective number.
 (0 or 1)
 2-digit effective number.
 • Units:pF

- When the dielectric strength is indicated in AC,"AC" is included after the dielectric strength value.

PARTS LIST OF P.W.B. UNIT

* Parts for which "nsp" is indicated on this table cannot be supplied.

* The parts listed below are for maintenance only, might differ from the parts used in the unit in appearances or dimensions.

Note: The symbols in the column "Remarks" indicate the following destinations.

E3 : U.S.A. & Canada model

E2 : Europe model

E1C : China model

EA : Australia model

PCB MAIN ASS'Y

	Ref. No.	Part No.	Part Name	Remarks		Q'ty	New
SEMICONDUCTORS GROUP							
	IC1000	00D2630553006	IC NJM7805FA		J126780500130S		
	IC1002	00D2630554005	IC NJM7905FA		J126790500020S		
	IC1003	963239003420S	IC NJM2388F05		J126238800050S		
	IC1004	963239003480S	IC NJM2388F33		J126238800330S		
	IC1005	963249004210D	IC M30626FJFPF		-		
	IC1006	00D2630553006	IC NJM7805FA	E2	J126780500130S		
	IC1007	00D9630326906	IC LC72722PM-TLM-E		J124727220010S		
	IC1008	00D2631274012	IC NJM2396F09		J126239600090S		
	Q1000,1001	00D9630044301	TR KTC2875B(MB)		J5222875B0010S		
	Q1002	00D9600196302	TR KTA1268BL		J5001268B0050S		
	Q1004	00D9600196302	TR KTA1268BL		J5001268B0050S		
	Q1005	00D9600196700	TR KTC3200BL		J5023200B0050S		
	Q1006	00D9630121509	TR KTC3875S		J522038750210S		
	Q1007	00D9630219602	TR KRC106M		J6020106M0010S		
	Q1008	00D9600196700	TR KTC3200BL		J5023200B0050S		
	Q1009	00D9600196302	TR KTA1268BL		J5001268B0050S		
	Q1010,1011	00D9600196700	TR KTC3200BL		J5023200B0050S		
	Q1012	00D9630121208	TR KRC107M		J6020107M0010S		
	Q1013-1015	00D9630121606	TR KRC107S		J522107S00210S		
	Q1016	00D9600196302	TR KTA1268BL		J5001268B0050S		
	Q1017,1018	00D9600196700	TR KTC3200BL		J5023200B0050S		
	Q1019	00D9600196302	TR KTA1268BL		J5001268B0050S		
	Q1020	00D9600196700	TR KTC3200BL		J5023200B0050S		
	Q1031	00D9630121509	TR KTC3875S		J522038750210S		
	Q1032	90M-HT100330R	TR 2SA KTA1267Y		J5001267Y0050S		
	Q1033	00D9630044301	TR KTC2875B(MB)	1610, 1620, 590	J5222875B0010S		
	Q1034	00D9630255802	TR KTC3199Y		J5023199Y0010S		
	Q1035	00D9630044301	TR KTC2875B(MB)	1610, 1620, 590	J5222875B0010S		
	Q1036	00D9630327808	TR KTA1281Y		J5001281Y0010S		
	Q1037	90M-HT100330R	TR 2SA KTA1267Y		J5001267Y0050S		
	Q1038	00D9600097304	TR KRC102M		J6020102M0010S		
	Q1039	00D9630120704	TR KRA102S		J520010200210S		
	Q1040	00D9600097304	TR KRC102M		J6020102M0010S		
	Q1041,1042	00D9630121509	TR KTC3875S		J522038750210S		
	Q1043	00D9630148508	TRKTA1504S		J520015040150S		
	Q1044	00D9630120801	TR KRC102S		J522010200210S		
	Q1045	00D9630120704	TR KRA102S		J520010200210S		
	Q1046-1049	00D9630044301	TR KTC2875B(MB)		J5222875B0010S		
	Q1050,1051	00D9630044301	TR KTC2875B(MB)	1610, 1620, 590	J5222875B0010S		
	Q1052	00D9630120704	TR KRA102S	1610, 1620, 590	J520010200210S		
	D1000,1001	00D9630328409	D,SWITCHING 1N4007		K000400700010S		
	D1002	00D9630020309	D,SWITCHING 1SS133T		K000013300520S		
	D1003-1006	00D9630355401	D,SWITCHING KDS4148U		K005041480030S		
	D1021	00D9630020309	D,SWITCHING 1SS133T		K000013300520S		
	D1024,1025	00D9600197107	D,RECTIFIER BRIDGE KBPC604		K047604000020S		

	Ref. No.	Part No.	Part Name	Remarks		Q'ty	New
	D1026 D1027-1029	00D9630355401 00D9630328409	D,SWITCHING KDS4148U D,SWITCHING 1N4007		K005041480030S K000400700010S		
	D1030 D1031,1032 D1033 D1034-1036 D1037-1040	00D9630020309 00D9630328409 00D9630020309 00D9630328409 00D9600197107	D,SWITCHING 1SS133T D,SWITCHING 1N4007 D,SWITCHING 1SS133T D,SWITCHING 1N4007 D,RECTIFIER BRIDGE KBPC604		K000013300520S K000400700010S K000013300520S K000400700010S K047604000020S		
	D1041,1042 D1043 D1044 D1045 D1046	00D9630355401 00D9630328409 00D9630020309 00D9630328409 00D9630355401	D,SWITCHING KDS4148U D,SWITCHING 1N4007 D,SWITCHING 1SS133T D,SWITCHING 1N4007 D,SWITCHING KDS4148U		K005041480030S K000400700010S K000013300520S K000400700010S K005041480030S		
	ZD1000 ZD1001 ZD1002	00D9600095500 00D9600128105 00D9630047502	D,ZENER MTZJ5.1B D,ZENER MTZJ9.1B D,ZENER MTZJ3.3B		K06005R144520S K06009R144520S K06003R344520S		
RESISTORS GROUP							
	R1008 R1010,1011 R1015,1016	00D9630232906 00D9630310404 00D9630310404	R,METAL FILM 47K-F,1/4W R,METAL FILM 2.2K-J,1W R,METAL FILM 2.2K-J,1W		C060047343530S C060022265050S C060022265050S		
	R1019,1020 R1096 R1172,1173 R1199C R1199FL	00D9630310404 00D9639005639 00D9630216003 00D9639006256 00D9639006256	R,METAL FILM 2.2K-J,1W R,METAL FILM 100-J,1W R,METAL 0.22-J,1W-R R,FIXED 1WJ-10 R,FIXED 1WJ-10		C060022265050S C060010165060S C060R22065050S N113135610020S N113135610020S		
	R1199FR R1199SL R1199SR	00D9639006256 00D9639006256 00D9639006256	R,FIXED 1WJ-10 R,FIXED 1WJ-10 R,FIXED 1WJ-10		N113135610020S N113135610020S N113135610020S		
CAPACITORS GROUP							
	C1000 C1000C C1000FL C1000FR	00D9630224503 nsp nsp nsp	C,ELECT 22UF-M/50V C,FILM 0.015UF-J/100V C,FILM 0.015UF-J/100V C,FILM 0.015UF-J/100V		D040220087060S D02015306C060S D02015306C060S D02015306C060S		
	C1000SL C1000SR C1001 C1002 C1003-1008	nsp nsp 00D9630224503 nsp nsp	C,FILM 0.015UF-J/100V C,FILM 0.015UF-J/100V C,ELECT 22UF-M/50V C,CERAMIC 100PF-J/50V C,CERAMIC 0.1UF-Z/50V		D02015306C060S D02015306C060S D040220087060S D010101167160S D011104597160S		
	C1014 C1015 C1016 C1017 C1018	nsp 00D9630234506 nsp 00D9630234205 00D9639006557	C,CERAMIC 0.01UF-K/50V C,ELECT 47UF-M/50V (Pb Free) C,CERAMIC 0.1UF-Z/50V C,ELECT 10UF-M/50V C,ELECT 220UF-M/6.3V		D010103777160S D040470087070S D011104597160S D040100087070S D040221081060S		
	C1019 C1020 C1021 C1022 C1025	nsp 00D9639006557 nsp 00D9630293709 00D9639003097	C,CERAMIC 0.1UF-Z/50V C,ELECT 220UF-M/6.3V C,CERAMIC 0.1UF-Z/50V C,ELECT 100UF-M/10V C,FILM 0.1UF-K/250V		D011104597160S D040221081060S D011104597160S D040101082070S D02010407H080S		
	C1028 C1028 C1028 C1031-1033	00D2546276008 00D9639003107 963134004220S 00D9639003097	C,ELECT 12000UF-M/71V(VSSN) C,ELECT 6800UF-M/63V C,ELECT 6800UF-M/75V C,FILM 0.1UF-K/250V	1910, 790 1610/590E3 1610E2/E1C, 1620E1C, 590EA	D040123089020S D040682088010S D04068208A000S D02010407H080S		

	Ref. No.	Part No.	Part Name	Remarks		Q'ty	New
	C1034	00D2546276008	C,ELECT 12000UF-M/71V(VSSN)	1910, 790	D040123089020S		
	C1034	00D9639003107	C,ELECT 6800UF-M/63V	1610/590E3	D040682088010S		
	C1034	963134004220S	C,ELECT 6800UF-M/75V	1610E2/E1C, 1620E1C, 590EA	D04068208A000S		
	C1035	00D9639003097	C,FILM 0.1UF-K/250V		D02010407H080S		
	C1036	00D9630234205	C,ELECT 10UF-M/50V		D040100087070S		
	C1037	nsp	C,CERAMIC 100PF-J/50V	1610, 1620, 590	D010101167160S		
	C1038	00D9630224503	C,ELECT 22UF-M/50V	1610, 1620, 590	D040220087060S		
	C1039	00D9630324704	C,ELECT 4700UF-M/16V	1610, 1620, 590	D040472083200S		
	C1039	00D9630324704	C,ELECT 4700UF-M/16V	1910, 790	D040472083200S		
	C1041-1043	00D9630293602	C,ELECT 1UF-M/50V (Pb Free)		D040010087150S		
	C1044	00D9630224503	C,ELECT 22UF-M/50V	1610, 1620, 590	D040220087060S		
	C1045	00D9630021900	C,FILM 0.047UF-J/100V		D02047306C060S		
	C1046	00D9630217002	C,ELECT 3300UF-M/16V		D040332083010S		
	C1047,1048	00D9630293602	C,ELECT 1UF-M/50V (Pb Free)		D040010087150S		
	C1049,1050	00D9630021900	C,FILM 0.047UF-J/100V		D02047306C060S		
	C1051,1052	00D9630224503	C,ELECT 22UF-M/50V	1610, 1620, 590	D040220087060S		
	C1053,1054	00D9630293602	C,ELECT 1UF-M/50V (Pb Free)		D040010087150S		
	C1055	00D9630217002	C,ELECT 3300UF-M/16V		D040332083010S		
	C1056,1057	00D9600298802	C,ELECT 470UF-M/6.3V		D040471081070S		
	C1058-1060	nsp	C,CERAMIC 1000PF-K/50V		D011102777160S		
	C1061	nsp	C,FILM 0.1UF-J/100V		D02010406C060S		
	C1062	00D9630244606	C,ELECT 0.1UF-M/50V (Pb Free)		D040R10087080S		
	C1063	00D9630217002	C,ELECT 3300UF-M/16V		D040332083010S		
	C1064	00D9609010010	C,ELECT 4.7UF-M/50V		D0404R7087250S		
	C1065	nsp	C,CERAMIC 0.01UF-K/50V		D010103777160S		
	C1066	nsp	C,CERAMIC 0.1UF-Z/50V		D011104597160S		
	C1067	00D9630293709	C,ELECT 100UF-M/10V		D040101082070S		
	C1068	nsp	C,CERAMIC 0.01UF-K/50V		D010103777160S		
	C1069-1071	nsp	C,CERAMIC 0.1UF-Z/50V		D011104597160S		
	C1072,1073	nsp	C,CERAMIC 0.022UF-Z/50V		D011223597160S		
	C1074	nsp	C,CERAMIC 0.1UF-Z/50V		D011104597160S		
	C1075,1076	00D9630234205	C,ELECT 10UF-M/50V		D040100087070S		
	C1077,1078	nsp	C,CERAMIC 100PF-J/50V		D010101167160S		
	C1079	00D9630234205	C,ELECT 10UF-M/50V		D040100087070S		
	C1080,1081	nsp	C,CERAMIC 100PF-J/50V		D010101167160S		
	C1082	nsp	C,CERAMIC 0.01UF-K/50V		D010103777160S		
	C1083	nsp	C,CERAMIC 100PF-J/50V	1610, 1620, 590	D010101167160S		
	C1084	00D9630244606	C,ELECT 0.1UF-M/50V (Pb Free)	1610, 1620, 590	D040R10087080S		
	C1086	nsp	C,CERAMIC 0.01UF-K/50V	E2	D010103777160S		
	C1087	00D9639005862	C,ELECT 47UF-M/16V	E2	D040470083080S		
	C1088	00D9630234205	C,ELECT 10UF-M/50V	E2	D040100087070S		
	C1089	nsp	C,CERAMIC 330PF-J/50V	E2	D010331167160S		
	C1090	nsp	C,CERAMIC 560PF-J/50V	E2	D010561167160S		
	C1091,1092	nsp	C,CERAMIC 27PF-J/50V	E2	D010270167160S		
	C1093	00D9630244606	C,ELECT 0.1UF-M/50V (Pb Free)		D040R10087080S		
	C1094	00D9639005804	C,ELECT 100UF-M/25V		D040101084060S		
	C1095	00D9630234205	C,ELECT 10UF-M/50V		D040100087070S		
	C1096	nsp	C,CERAMIC 0.1UF-Z/50V		D011104597160S		
	C1096C	nsp	C,FILM 0.1UF-J/50V		D020104167050S		
	C1096FL	nsp	C,FILM 0.1UF-J/50V		D020104167050S		
	C1096FR	nsp	C,FILM 0.1UF-J/50V		D020104167050S		
	C1096SL	nsp	C,FILM 0.1UF-J/50V		D020104167050S		
	C1096SR	nsp	C,FILM 0.1UF-J/50V		D020104167050S		
	C1097-1102	nsp	C,CERAMIC 0.1UF-Z/50V		D011104597160S		
	C1103	nsp	C,CERAMIC 1000PF-K/50V		D011102777160S		
	C1104	nsp	C,CERAMIC X7R4700PF-K/50V		D011472777160S		

	Ref. No.	Part No.	Part Name	Remarks		Q'ty	New
	C1105	nsp	C,CERAMIC 1000PF-K/50V		D011102777160S		
	C1106	nsp	C,CERAMIC X7R4700PF-K/50V		D011472777160S		
	C1107	nsp	C,CERAMIC 1000PF-K/50V		D011102777160S		
	C1108		C,CERAMIC X7R4700PF-K/50V		D011472777160S		
	BC1000	00D2544666005	C,ELECT 1F-FG5.5V		D041105090010S		
OTHERS PARTS GROUP							
	BD1001-1005	00D9630223009	R,THICK 0-J,1/16W		C20000006M160S		
	CN1001	nsp	CN,WIRE 5P	1910, 790	L002111052620S		
	CN1001	nsp	CN,WIRE 3P	1610, 1620, 590	L002111032620S		
	CN1002	nsp	CN,WIRE 6P	1910, 790	L000101062050S		
	CN1002	nsp	CN,WIRE4P	1610, 1620, 590	L000101042050S		
	CN1003	nsp	CN,WIRE 10P		L002261100020S		
	CN1019	nsp	CN,WIRE 4P		L000181040100S		
	CP1000	nsp	CN.WAFER 5P		L102526700500S		
	CP1000A1	963649004230S	CN.FPC 35P		L131125023510S		
	CP1001	nsp	CN.WAFER 3P		L101200100310S		
	CP1002	nsp	CN.WAFER 3CKT		L108353280360S		
	CP1003	nsp	CN.WAFER 2P		L102020010020S		
	CP1004	nsp	CN.WAFER 11P		L102526701100S		
	CP1005	nsp	CN.WAFER 4P		L101200100410S		
	CP1006	nsp	CN.WAFER 17	1910, 790	L101100041710S		
	CP1007	nsp	CN.WAFER 6P		L101100040610S		
	CP1008		CN.WAFER 16P		L101100041610S		
	CP1009	nsp	CN.WAFER 14P	1910, 790	L101100041410S		
	CP1010		CN.WAFER 12P		L101100041210S		
	CP1011	nsp	CN.WAFER 7P		L101100040710S		
	CP1013		CN.WAFER 16P		L101100041610S		
	CP1014	nsp	CN.WAFER 4P		L101200100410S		
	CP1015	nsp	CN.WAFER 8P		L101200100810S		
	CP1017		CN.WAFER 6P		L101100040610S		
	CP1018	nsp	CN.WAFER 8P		L101100040810S		
	F1000	00D9630104801	FUSE T3.15A /250V		N751223151110S		
	F1000A	nsp	HOLDER,FUSE CLIP		G645000050010S		
	F1000B	nsp	HOLDER,FUSE CLIP		G645000050010S		
	F1001	00D9630104801	FUSE T3.15A /250V		N751223151110S		
	F1001A	nsp	HOLDER,FUSE CLIP		G645000050010S		
	F1001B	nsp	HOLDER,FUSE CLIP		G645000050010S		
	GND101-104	nsp	TERMINAL EARTH		3790040886000S		
	JACK1001	00D9630158608	TER.BOARD SCREW 2P		G611201A0200YS		
	JACK1002	963646001690S	TER.BOARD SCREW 8P		G614108V1010MS		
	JACK1003	00D9630146005	TER,RCA 1PIN	1910, 790	G600107A0000YS		
	JACK1003	963643003560S	TER,RCA-303B1-10	1610, 1620, 590	G606303B1100YS		
	RLY1001-1003	963682003410S	RELAY HL3-2A-12S 12V 5A		G680120503020S		
	RLY1004	00D9630218409	RELAY BC3-12 24V 2A		G680240202030S		
	XTAL1000	00D9630217701	RESONATOR ZTT12.00MT		E830120000060S		
	XTAL1001	00D9630217604	CRYSTAL 4.332MHZ	E2	E800433200100S		

	Ref. No.	Part No.	Part Name	Remarks		Q'ty	New
	CLP1000	nsp	CLAMP WIRE(SOLDER)	1910, 790	4330000120000S		
	CLP1001	nsp	CLAMP WIRE(SOLDER)	1910, 790	4330000120000S		
	CLP1002	nsp	CLAMP WIRE(SOLDER)		4330000120000S		
	CLP1003	nsp	CLAMP WIRE(SOLDER)		4330000120000S		
		nsp	HEAT SINK		2120043538080S		
		nsp	SCREW(3X8 B-TYPE ZNY/BH)		B020030081B10S		
		963183003630S	TUNER,FM/AM KST-MT001MV0-0S	E3	E903001000030S		
		963183003730D	TUNER,FM/AM KST-MT004MV1-0	1610, 1620, 590	E903004100040S		

PCB FRONT ASS'Y

	Ref. No.	Part No.	Part Name	Remarks		Q'ty	New
SEMICONDUCTORS GROUP							
	IC1300,1301 IC1302 Q1300	00D9630024004 00D9600195808 00D9630102803	IC NJM2068M IC ICP-N15 TR 2SA933S		J121206800020S J120001500030S J5000933S0050S		
	Q1301 Q1302 Q1303 Q1304 Q1305	00D9630120704 00D9630121606 00D9630120801 00D9600133103 00D9630120801	TR KRA102S TR KRC107S TR KRC102S TR KSA916Y TR KRC102S		J520010200210S J522107S00210S J522010200210S J5000916Y0050S J522010200210S		
	Q1306 Q1307 Q1308 Q1309,1310 Q1315	00D9630120704 00D9630120801 00D9630120704 00D9630121509 00D9630121606	TR KRA102S TR KRC102S TR KRA102S TR KTC3875S TR KRC107S	1910	J520010200210S J522010200210S J520010200210S J522038750210S J522107S00210S		
	Q1316 Q1318-1322 D1301-1303 D1304,1305	00D9630121606 00D9630120801 00D9630020309 00D9630328409	TR KRC107S TR KRC102S D,SWITCHING 1SS133T D,SWITCHING 1N4007	1910, 790	J522107S00210S J522010200210S K000013300520S K000400700010S		
	D1309 D1310 ZD1300 ZD1301,1302	00D9630355401 00D9630355401 00D9600095801 00D9630219903	D,SWITCHING KDS4148U D,SWITCHING KDS4148U D,ZENER MTZJ6.8B D,ZENER MTZJ16B	1910, 790EA 1910, 790	K005041480030S K005041480030S K06006R844520S K06016R044520S		
	ZD1306-1308 LED1301 LED1302 LED1312	00D9600095500 963263002040S 963263000500S 00D9630366108	D,ZENER MTZJ5.1B LED,ROUND SEL5020J 5PI LED BL-BVT204-S 5PI LED BL-BEG204-L 5PI		K06005R144520S K500056000110S K500052500040S K500052004010S		
RESISTORS GROUP							
	R1336 R1370	00D9630215907 00D9609009270	R,METAL FILM 4.7-J,1W R,METAL FILM 470-J,2W		C0604R7065050S C060047166520S		
	R1373 R1382,1383 R1384,1385	00D9609009270 00D9639006256 00D9639006256	R,METAL FILM 470-J,2W R,FIXED 1WJ-10 R,FIXED 1WJ-10	1910 1910, 790	C060047166520S N113135610020S N113135610020S		
CAPACITORS GROUP							
	C1300 C1301 C1302 C1303	nsp nsp nsp 00D9630293602	C,FILM 0.1UF-J/100V C,CERAMIC 0.01UF-K/50V C,FILM 0.047UF-J/100V C,ELECT 1UF-M/50V (Pb Free)		D02010406C060S D011103777160S D02047306C060S D040010087150S		
	C1304 C1305 C1306 C1307 C1308-1310	00D9630234205 00D9630293602 nsp 00D9639005862 nsp	C,ELECT 10UF-M/50V C,ELECT 1UF-M/50V (Pb Free) C,FILM 0.047UF-J/100V C,ELECT 47UF-M/16V C,CERAMIC 100PF-J/50V		D040100087070S D040010087150S D02047306C060S D040470083080S D010101167160S		
	C1311 C1312 C1313 C1314 C1315	nsp nsp nsp 00D9639005862 00D9630293602	C,CERAMIC 0.022UF-K/25V C,CERAMIC 100PF-J/50V C,CERAMIC 1000PF-K/50V C,ELECT 47UF-M/16V C,ELECT 1UF-M/50V (Pb Free)		D011223777160S D010101167160S D011102777160S D040470083080S D040010087150S		

	Ref. No.	Part No.	Part Name	Remarks		Q'ty	New
	C1316	nsp	C,CERAMIC 1UF-Z/50V		D011105597160S		
	C1317	00D9630234205	C,ELECT 10UF-M/50V		D040100087070S		
	C1318,1319	nsp	C,FILM 0.1UF-J/50V	1910, 790	D020104167050S		
	C1321	00D9630293602	C,ELECT 1UF-M/50V (Pb Free)		D040010087150S		
	C1322,1323	nsp	C,FILM 0.1UF-J/50V	1910, 790	D020104167050S		
	C1324	nsp	C,ELECT 470UF-M/63V		D040471088010S		
	C1325	00D9639003097	C,FILM 0.1UF-K/250V		D02010407H080S		
	C1326-1328	nsp	C,CERAMIC 0.01UF-K/50V		D011103777160S		
	C1329	00D9630234205	C,ELECT 10UF-M/50V		D040100087070S		
	C1330	nsp	C,CERAMIC 0.01UF-K/50V		D011103777160S		
	C1333	00D9630293602	C,ELECT 1UF-M/50V (Pb Free)		D040010087150S		
	C1336-1338	00D9630293602	C,ELECT 1UF-M/50V (Pb Free)		D040010087150S		
	C1338FL	nsp	C,FILM 0.015UF-J/100V	1910	D02015306C060S		
	C1339	nsp	C,CERAMIC 100PF-J/50V		D010101167160S		
	C1339FR	nsp	C,FILM 0.015UF-J/100V	1910	D02015306C060S		
	C1340	nsp	C,CERAMIC 91PF-J/50V		D010910167160S		
	C1340SBL	nsp	C,FILM 0.015UF-J/100V	1910, 790	D02015306C060S		
	C1341SBR	nsp	C,FILM 0.015UF-J/100V	1910, 790	D02015306C060S		
	C1342	nsp	C,CERAMIC 100PF-J/50V		D010101167160S		
	C1343	nsp	C,CERAMIC 91PF-J/50V		D010910167160S		
	C1344	nsp	C,CERAMIC 1000PF-K/50V		D011102777160S		
	C1346	nsp	C,CERAMIC 0.1UF-K/50V		D011104577160S		
	C1347	00D9630293602	C,ELECT 1UF-M/50V (Pb Free)		D040010087150S		
	C1348	nsp	C,CERAMIC 0.1UF-K/50V		D011104577160S		
	C1349	nsp	C,CERAMIC 0.01UF-K/50V		D011103777160S		
	C1350	nsp	C,CERAMIC 1000PF-K/50V		D011102777160S		
	C1351	nsp	C,CERAMIC 0.1UF-K/50V		D011104577160S		
	C1352	nsp	C,CERAMIC 330PF-J/50V		D010331167160S		
	C1353	nsp	C,CERAMIC 1000PF-K/50V		D011102777160S		
	C1354	00D9630293602	C,ELECT 1UF-M/50V (Pb Free)		D040010087150S		
	C1355	nsp	C,CERAMIC 330PF-J/50V		D010331167160S		
	C1356	nsp	C,CERAMIC 0.1UF-K/50V	1910	D011104577160S		
	C1358	00D9639005804	C,ELECT 100UF-M/25V	1910, 790	D040101084060S		
	C1359	nsp	C,CERAMIC 0.1UF-K/50V	1910	D011104577160S		
	C1361	nsp	C,CERAMIC 0.1UF-K/50V	1910, 790	D011104577160S		
	C1363	nsp	C,CERAMIC 0.1UF-K/50V	1910, 790	D011104577160S		
	C1366	00D9639003097	C,FILM 0.1UF-K/250V		D02010407H080S		
	C1367,1368	00D9630234205	C,ELECT 10UF-M/50V		D040100087070S		
	C1369,1370	nsp	C,CERAMIC 0.047UF-Z/50V		D011473597160S		
	C1371,1372	nsp	C,CERAMIC 0.01UF-K/50V		D011103777160S		
	C1373	nsp	C,CERAMIC 1000PF-K/50V		D011102777160S		
	C1374	nsp	C,CERAMIC 2200PF-K/50V		D011222777160S		
	C1385	nsp	C,CERAMIC 0.1UF-K/50V		D011104577160S		
	C1396	nsp	C,CERAMIC 0.047UF-Z/50V		D011473597160S		
	C1397	nsp	C,CERAMIC 0.01UF-K/50V		D011103777160S		
	C1398	nsp	C,CERAMIC 0.047UF-Z/50V		D011473597160S		
	C1399	nsp	C,CERAMIC 0.01UF-K/50V		D011103777160S		
OTHERS PARTS GROUP							
	BD1300-1304	00D9630223009	R,THICK 0-J,1/16W		C20000006M160S		
	BD1305,1306	963115003230S	COIL,BEAD CBW160808U121T		D340160811210S		
	CN1012	nsp	CN,WIRE 3P		L002601032620S		
	CN1300A	00D9630368506	CN.FPC 35P		L131103500010S		
	CN1301,1302	nsp	CN.WAFER 4P		L101100030410S		

	Ref. No.	Part No.	Part Name	Remarks		Q'ty	New
	CN1303A	nsp	CN,WIRE 5P		L000450050010S		
	CN1304A	nsp	CN,WIRE 5P		L000450050010S		
	CN1305	nsp	CN,WIRE 11P		L002700110020S		
	CN1306	nsp	CN,WIRE 3P		L000500030050S		
	CN1310,1311	nsp	CN.WAFER 7P		L101100030710S		
	CN1501	nsp	CN,WIRE 3P		L002501032620S		
	CN1705	nsp	CN,WIRE 2P		L000401020050S		
	CP1001	nsp	CN.WAFER 5P	1910, 790	L101200100510S		
	CP1002		CN.WAFER 6P	1910, 790	L102526700600S		
	CP1300	nsp	CN.WAFER 3P		L102526803010S		
	CP1301,1302	nsp	CN.WAFER 4P		L101100040410S		
	CP1305	nsp	CN.WAFER 11P		L101200101120S		
	CP1306	nsp	CN.WAFER 3P		L101200100310S		
	CP1307	nsp	CN.WAFER 4P ANGLE		L102526800400S		
	CP1309	nsp	CN.WAFER 3P	1910, 790	L102526700300S		
	CP1310,1311	nsp	CN.WAFER 7P		L101100040710S		
	CP1500	nsp	CN.WAFER 15P		L101100041510S		
	CP1800	nsp	CN.WAFER 15P		L101100041510S		
	G1303	nsp	RING,TER WIRE 120MM/1P		8410121010060S		
	G1304	nsp	RING,TER WIRE 80MM/2P		8410800020040S		
	JACK301	00D9630367802	JACK,D3.5 EARPHONE		G401PJ354H40YS		
	JACK304	00D9630146403	TER,RCA 3PIN		G606308HG110YS		
	JACK1300	963646001690S	TER,BOARD SCREW 8P	1910	G614108V1010MS		
	JACK1300	00D9630257208	TER,BOARD SCREW 4P	790	G612405E0200YS		
	JK1301	00D9630294708	JACK,D6.5 PHONE		G402PJ612AG0YS		
	L1300	nsp	COIL INDUCTOR 100UH		D330101001020S		
	RLY1300	963682003410S	RELAY HL3-2A-12S 12V 5A	1910	G680120503020S		
	RLY1301	963682003410S	RELAY HL3-2A-12S 12V 5A	1910, 790	G680120503020S		
	RMC1300	00D9630217808	MODULE,REMOCON NJL34H380A		E940343800010S		
	SW301	00D9630145802	SW,PUSH SDDL-005-S(C-UL)		G000122006060S		
	SW1300	00D9630095305	SW,TACT SKHV10910D01		G180040500010S		
	SW1300A	00D9630095305	SW,TACT SKHV10910D01		G180040500010S		
	SW1300C	00D9630095305	SW,TACT SKHV10910D01		G180040500010S		
	SW1301A	00D9630095305	SW,TACT SKHV10910D01		G180040500010S		
	SW1301C	00D9630095305	SW,TACT SKHV10910D01		G180040500010S		
	SW1302A	00D9630095305	SW,TACT SKHV10910D01		G180040500010S		
	SW1302B	00D9630095305	SW,TACT SKHV10910D01		G180040500010S		
	SW1302C	00D9630095305	SW,TACT SKHV10910D01		G180040500010S		
	SW1303A	00D9630095305	SW,TACT SKHV10910D01		G180040500010S		
	SW1303B	00D9630095305	SW,TACT SKHV10910D01		G180040500010S		
	SW1303C	00D9630095305	SW,TACT SKHV10910D01		G180040500010S		
	SW1304A	00D9630095305	SW,TACT SKHV10910D01		G180040500010S		
	SW1304B	00D9630095305	SW,TACT SKHV10910D01		G180040500010S		
	SW1304C	00D9630095305	SW,TACT SKHV10910D01		G180040500010S		
	SW1305A	00D9630095305	SW,TACT SKHV10910D01		G180040500010S		
	SW1305B	00D9630095305	SW,TACT SKHV10910D01		G180040500010S		
	SW1305C	00D9630095305	SW,TACT SKHV10910D01		G180040500010S		
	SW1306A	00D9630095305	SW,TACT SKHV10910D01		G180040500010S		

	Ref. No.	Part No.	Part Name	Remarks		Q'ty	New
	SW1306B	00D9630095305	SW,TACT SKHV10910D01		G180040500010S		
	SW1306C	00D9630095305	SW,TACT SKHV10910D01		G180040500010S		
	SW1307B	00D9630095305	SW,TACT SKHV10910D01		G180040500010S		
	SW1307C	00D9630095305	SW,TACT SKHV10910D01		G180040500010S		
	SW1308B	00D9630095305	SW,TACT SKHV10910D01		G180040500010S		
	SW1309B	00D9630095305	SW,TACT SKHV10910D01		G180040500010S		
	VEC1300,1301	00D9630387408	SW,ENCODER EC16B24SO		G121162400070S		
	FLD1300	963172003430D	DISPLAY,FLT 18-ST-11GINK		K530180110010S		
	CLP1301	nsp	CLAMP WIRE(SOLDER)		4330000120000S		
	CLP1302	nsp	CLAMP WIRE(SOLDER)		4330000120000S		
		nsp	HOLDER FLT		4320200026000S		

△6

	Ref. No.	Part No.	Part Name	Remarks		Q'ty	New
	SW1306B	00D9630095305	SW,TACT SKHV10910D01		G180040500010S		
	SW1306C	00D9630095305	SW,TACT SKHV10910D01		G180040500010S		
	SW1307B	00D9630095305	SW,TACT SKHV10910D01		G180040500010S		
	SW1307C	00D9630095305	SW,TACT SKHV10910D01		G180040500010S		
	SW1308B	00D9630095305	SW,TACT SKHV10910D01		G180040500010S		
	SW1309B	00D9630095305	SW,TACT SKHV10910D01		G180040500010S		
	VEC1300,1301	00D9630387408	SW,ENCODER EC16B24SO		G121162400070S		
	FLD1300	963172003430D	DISPLAY,FLT 18-ST-11GINK		K530180110010S		
	CLP1301	nsp	CLAMP WIRE(SOLDER)		4330000120000S		
	CLP1302	nsp	CLAMP WIRE(SOLDER)		4330000120000S		
		nsp	HOLDER FLT		4320200026000S		

△

PCB INPUT ASS'Y

	Ref. No.	Part No.	Part Name	Remarks		Q'ty	New
SEMICONDUCTORS GROUP							
	IC1500,1501	963239001880S	IC AZ4580M		J121458000020S		
	IC1503	963239001880S	IC AZ4580M		J121458000020S		
	IC1504	963239000650S	IC R2A15218FP		J084152180010S		
	IC1511,1512	963239001880S	IC AZ4580M		J121458000020S		
	Q1500,1501	00D9600196807	TR 2SK117Y		J5441170Y0050S		
	Q1502	00D9630120704	TR KRA102S		J520010200210S		
	Q1503	00D9600285006	TR KRC104S		J522104S00210S		
	Q1504-1511	00D9630044301	TR KTC2875B(MB)		J5222875B0010S		
	D1506,1507	00D9630355401	D,SWITCHING KDS4148U		K005041480030S		
	ZD1500,1501	00D9600222603	D,ZENER MTZJ7.5A		K06007R544530S		
RESISTORS GROUP							
	R1565	963125004330S	R,METAL FILM 82-J,1W		C060082065050S		
	R1567	963125004330S	R,METAL FILM 82-J,1W		C060082065050S		
	R1591,1592	00D9639005639	R,METAL FILM 100-J,1W		C060010165060S		
CAPACITORS GROUP							
	C1500	00D9630223009	R,THICK 0-J,1/16W		C20000006M160S		
	C1500C	00D9630234205	C,ELECT 10UF-M/50V	1910, 790	D040100087070S		
	C1500D	00D9630234205	C,ELECT 10UF-M/50V	1910, 790	D040100087070S		
	C1500E	00D9630234205	C,ELECT 10UF-M/50V		D040100087070S		
	C1500F	00D9630234205	C,ELECT 10UF-M/50V		D040100087070S		
	C1500G	00D9630234205	C,ELECT 10UF-M/50V		D040100087070S		
	C1500H	00D9630234205	C,ELECT 10UF-M/50V		D040100087070S		
	C1500J	00D9630234205	C,ELECT 10UF-M/50V		D040100087070S		
	C1500K	00D9630234205	C,ELECT 10UF-M/50V		D040100087070S		
	C1500L	00D9630234205	C,ELECT 10UF-M/50V		D040100087070S		
	C1500M	00D9630234205	C,ELECT 10UF-M/50V		D040100087070S		
	C1500N	00D9630234205	C,ELECT 10UF-M/50V		D040100087070S		
	C1500P	00D9630234205	C,ELECT 10UF-M/50V		D040100087070S		
	C1500R	00D9630234205	C,ELECT 10UF-M/50V		D040100087070S		
	C1500S	00D9630234205	C,ELECT 10UF-M/50V		D040100087070S		
	C1501,1502	00D9630223009	R,THICK 0-J,1/16W		C20000006M160S		
	C1505-1508	nsp	C,CERAMIC 330PF-J/50V	1910, 790	D010331167160S		
	C1509-1514	nsp	C,CERAMIC 330PF-J/50V		D010331167160S		
	C1515-1518	nsp	C,CERAMIC 20PF-J/50V		D010200167160S		
	C1520	nsp	C,CERAMIC 2200PF-K/50V		D011222777160S		
	C1523,1524	nsp	C,CERAMIC 2200PF-K/50V		D011222777160S		
	C1526	nsp	C,CERAMIC 2200PF-K/50V		D011222777160S		
	C1534	nsp	C,CERAMIC 2200PF-K/50V		D011222777160S		
	C1535-1537	00D9630234205	C,ELECT 10UF-M/50V		D040100087070S		
	C1538,1539	nsp	C,CERAMIC 100PF-J/50V		D010101167160S		
	C1540	nsp	C,CERAMIC 0.01UF-K/50V		D010103777160S		
	C1542	nsp	C,CERAMIC 100PF-J/50V		D010101167160S		
	C1543-1548	00D9630234205	C,ELECT 10UF-M/50V		D040100087070S		
	C1549,1550	00D9639006214	C,ELECT 3.3UF-M/50V		D0403R3087050S		
	C1554	00D9630293709	C,ELECT 100UF-M/10V		D040101082070S		
	C1555,1556	00D9630234205	C,ELECT 10UF-M/50V		D040100087070S		
	C1557	00D9630293709	C,ELECT 100UF-M/10V		D040101082070S		

	Ref. No.	Part No.	Part Name	Remarks		Q'ty	New
	C1562,1563	nsp	C,CERAMIC 100PF-J/50V		D010101167160S		
	C1564,1565	00D9630234205	C,ELECT 10UF-M/50V		D040100087070S		
	C1568	00D9630234205	C,ELECT 10UF-M/50V		D040100087070S		
	C1570	00D9630234205	C,ELECT 10UF-M/50V		D040100087070S		
	C1571	00D9630293709	C,ELECT 100UF-M/10V		D040101082070S		
	C1572-1574	00D9630234205	C,ELECT 10UF-M/50V		D040100087070S		
	C1575	00D9630293709	C,ELECT 100UF-M/10V		D040101082070S		
	C1576	00D9630234205	C,ELECT 10UF-M/50V		D040100087070S		
	C1577-1581	00D9630293709	C,ELECT 100UF-M/10V		D040101082070S		
	C1582,1583	00D9630234205	C,ELECT 10UF-M/50V		D040100087070S		
	C1584	00D9630293709	C,ELECT 100UF-M/10V		D040101082070S		
	C1585,1586	00D9639005804	C,ELECT 100UF-M/25V		D040101084060S		
	C1593	nsp	C,CERAMIC 2200PF-K/50V		D011222777160S		
	C1595	nsp	C,CERAMIC 2200PF-K/50V		D011222777160S		
	C1597	nsp	C,CERAMIC 2200PF-K/50V		D011222777160S		
	C1599C	00D9630234205	C,ELECT 10UF-M/50V		D040100087070S		
	C1599FL	00D9630234205	C,ELECT 10UF-M/50V		D040100087070S		
	C1599FR	00D9630234205	C,ELECT 10UF-M/50V		D040100087070S		
	C1599SBL	00D9630234205	C,ELECT 10UF-M/50V		D040100087070S		
	C1599SBR	00D9630234205	C,ELECT 10UF-M/50V		D040100087070S		
	C1599SL	00D9630234205	C,ELECT 10UF-M/50V		D040100087070S		
	C1599SR	00D9630234205	C,ELECT 10UF-M/50V		D040100087070S		
	C1599SW	00D9630234205	C,ELECT 10UF-M/50V		D040100087070S		
	C1601N	nsp	C,CERAMIC 0.047UF-Z/50V		D011473597160S		
	C1601P	nsp	C,CERAMIC 0.047UF-Z/50V		D011473597160S		
	C1601R	nsp	C,CERAMIC 0.047UF-Z/50V		D011473597160S		
	C1601S	nsp	C,CERAMIC 0.047UF-Z/50V		D011473597160S		
	C1602N	00D9630234205	C,ELECT 10UF-M/50V		D040100087070S		
	C1602P	00D9630234205	C,ELECT 10UF-M/50V		D040100087070S		
	C1602R	00D9630234205	C,ELECT 10UF-M/50V		D040100087070S		
	C1602S	00D9630234205	C,ELECT 10UF-M/50V		D040100087070S		
OTHERS PARTS GROUP							
	CN1006	nsp	CN.WAFER 17P		L101100031710S		
	CN1008	nsp	CN.WAFER 16P		L101100031610S		
	CN1101	nsp	CN.WAFER 15P		L101100031510S		
	CN1104	nsp	CN.WAFER 5P		L101100030510S		
	CN1500	nsp	CN.WAFER 15P	1910, 790	L101100031510S		
	CN1700		CN,WIRE 11P		L002251112620S		
	CP1200	nsp	CN.WAFER 13P	1910, 790	L101200101320S		
	CP1200	nsp	CN.WAFER 9P	1610, 1620, 590	L101200100920S		
	CP1501	nsp	CN.WAFER 3P		L101200100310S		
	JACK1501	90M-YT004640R	MODULE JSR1165-C	1910, 790	G601207AE020YS		
	JACK1502	00D9630132307	TER,RCA 6PIN		G603603B05000S		
	JACK1505	00D9630132307	TER,RCA 6PIN		G603603B05000S		

PCB POWER ASS'Y

	Ref. No.	Part No.	Part Name	Remarks		Q'ty	New
SEMICONDUCTORS GROUP							
	IC1700	00D2630801004	IC NJM7812FA		J126781200010S		
	IC1701	00D2630641002	IC NJM7912FA		J126791200080S		
	IC1702	00D2630801004	IC NJM7812FA		J126781200010S		
	IC1703	00D9600262605	IC NJM2396F05		J126239600010S		
	IC1704	00D9600195808	IC ICP-N15		J120001500030S		
	Q1323	00D9630121606	TR KRC107S	1610, 1620, 590	J522107S00210S		
	Q1700	00D9630327808	TR KTA1281Y		J5001281Y0010S		
	Q1701	00D9630328001	TR 2SC KTC3209Y		J5023209Y0010S		
	Q1702	00D9600097304	TR KRC102M		J6020102M0010S		
	Q1703	90M-HT100330R	TR 2SA KTA1267Y		J5001267Y0050S		
	Q1704	00D9600196409	TR 2SC1740SR		J5021740S0010S		
	Q1705	00D9630121208	TR KRC107M		J6020107M0010S		
	Q1706	00D9600196409	TR 2SC1740SR		J5021740S0010S		
	D1320	00D9630355401	D,SWITCHING KDS4148U	1610, 1620, 590	K005041480030S		
	D1700	00D9630236504	D,SWITCHING AX-52		K120072140010S		
	D1701-1703	00D9630020309	D,SWITCHING 1SS133T		K000013300520S		
	D1704	00D9630236504	D,SWITCHING AX-52		K120072140010S		
	D1705,1706	00D9630020309	D,SWITCHING 1SS133T		K000013300520S		
	D1707,1708	00D9630328409	D,SWITCHING 1N4007		K000400700010S		
	D1709	00D9630020309	D,SWITCHING 1SS133T		K000013300520S		
	D1710,1711	00D9630328409	D,SWITCHING 1N4007		K000400700010S		
	D1712	00D9630020309	D,SWITCHING 1SS133T		K000013300520S		
	D1713	00D9630328409	D,SWITCHING 1N4007		K000400700010S		
	D1714	00D9630020309	D,SWITCHING 1SS133T		K000013300520S		
	D1715-1717	00D9630328409	D,SWITCHING 1N4007		K000400700010S		
	ZD1700,1701	00D9600096004	D,ZENER MTZJ33B		K06033R044520S		
	ZD1702	00D9630058601	D,ZENER MTZJ12B		K06012R044520S		
	ZD1703	00D9600095500	D,ZENER MTZJ5.1B		K06005R144520S		
RESISTORS GROUP							
	R1307,1308	00D9639006256	R,FIXED 1WJ-10	1610, 1620, 590	N113135610020S		
	R1708	00D9630048103	R,METAL 150-J,1W-R		C060015165050S		
	R1709	00D2412376964	R,METAL 47-J,1/4W-R		C060047063050S		
	R1714,1715	00D9630216003	R,METAL 0.22-J,1W-R		C060R22065050S		
	R1718,1719	00D9630216003	R,METAL 0.22-J,1W-R		C060R22065050S		
CAPACITORS GROUP							
	C1302	nsp	C,CERAMIC 0.1UF-K/50V	1610, 1620, 590	D011104577160S		
	C1305	nsp	C,CERAMIC 0.1UF-K/50V	1610, 1620, 590	D011104577160S		
	C1306	00D9639005804	C,ELECT 100UF-M/25V	1610, 1620, 590	D040101084060S		
	C1307,1308	nsp	C,FILM 0.1UF-J/50V	1610, 1620, 590	D020104167050S		
	C1338,1339	nsp	C,FILM 0.015UF-J/100V	1610, 1620, 590	D02015306C060S		
	C1700	00D9630293602	C,ELECT 1UF-M/50V (Pb Free)		D040010087150S		
	C1701	963134004320S	C,ELECT 6800UF-M/25V		D040682084070S		
	C1702,1703	963134002070S	C,ELECT 100UF-M/35V(Pb Free)		D040101085070S		
	C1704	00D9609009966	C,ELECT 2200UF-M/25V		D040222084030S		
	C1705	00D9630293602	C,ELECT 1UF-M/50V (Pb Free)		D040010087150S		
	C1706	00D9630234205	C,ELECT 10UF-M/50V		D040100087070S		
	C1707	00D9630293602	C,ELECT 1UF-M/50V (Pb Free)		D040010087150S		
	C1708	00D9630323802	C,CERAMIC 0.0047UF 250VAC		D00847208H010S		
	C1709	00D9630217002	C,ELECT 3300UF-M/16V		D040332083010S		

	Ref. No.	Part No.	Part Name	Remarks		Q'ty	New
	C1710	963134001860S	C,ELECT 470UF-M/16V		D040471083080S		
	C1711	00D9630293602	C,ELECT 1UF-M/50V (Pb Free)		D040010087150S		
	C1712-1714	00D9630021900	C,FILM 0.047UF-J/100V		D02047306C060S		
OTHERS PARTS GROUP							
	CN1701	nsp	CN.WAFER 7P		L101100030710S		
	CN1702	nsp	CN.WAFER 6P		L101100030610S		
	CN1708	nsp	CN,WIRE 2P	1910E3, 1910E2, 790E3	L000121020190S		
	CP1003	nsp	CN.WAFER 3P	1610, 1620, 590	L101200100310S		
	CP1004	nsp	CN.WAFER 4P	1610, 1620, 590	L102526700400S		
	CP1100	nsp	CN.WAFER 19P		L101100041910S		
	CP1101	nsp	CN.WAFER 15P		L101100041510S		
	CP1103	nsp	CN.WAFER 18P		L101100041810S		
	CP1104	nsp	CN.WAFER 5P		L101100040510S		
	CP1105	nsp	CN.WAFER 19P		L101100041910S		
	CP1700	nsp	CN.WAFER 11P		L101200101110S		
	CP1701	nsp	CN.WAFER 7P		L101100040710S		
	CP1702	nsp	CN.WAFER 6P		L101100040610S		
	CP1704	nsp	CN.WAFER 2CKT,YEL		L108353280290S		
	CP1705	nsp	CN.WAFER 2CKT,RED		L108353280280S		
	CP1706	nsp	CN.WAFER 3P		L102526803010S		
	CP1707	nsp	CN.WAFER ST2P		L108202000220S		
	CP1708	nsp	TERMINAL EARTH	1910E3, 1910E2, 790E3	L108353280260S		
	F1700	00D9630104908	FUSE T6.3A /250V	E3	N751226301110S		
	F1700	00D9630237600	FUSE T4A /250V	E2, E1C, EA	N751224001110S		
	F1700A	nsp	HOLDER,FUSE CLIP		G645000050010S		
	F1700B	nsp	HOLDER,FUSE CLIP		G645000050010S		
	F1701	00D9630236106	FUSE T8A /250V	E3	N751228001110S		
	F1701	00D9630104704	FUSE T2.5A /250V	E2	N751222501110S		
	F1701A	nsp	HOLDER,FUSE CLIP	1910E3/E2, 790E3	G645000050010S		
	F1701B	nsp	HOLDER,FUSE CLIP	1910E3/E2, 790E3	G645000050010S		
	GND1700	nsp	TERMINAL EARTH		3790040886000S		
	JACK1700	00D9600181508	SOCKET,POWER RECEPTA	1910/790E3	G435204004010S		
	JACK1700	963641000810S	SOCKET,POWER RECEPTA (220V)	1910E2	G435302D00600S		
	JACK1301	00D9630257208	TER,BOARD SCREW 4P	1610, 1620, 590	G612405E0200YS		
	RLY1300	963682000640S	RELAY HL3-1A-6SH		G680060102020S		
	RLY1304	963682003410S	RELAY HL3-2A-12S 12V 5A	1610, 1620, 590	G680120503020S		
	SUB1700	00D9630387602	POWER TRANS 120V/60HZ	E3	8200280150401S		
	SUB1700	00D9630382801	POWER TRANS 230V/50HZ	E3, EA	8200280150410S		
	SUB1700	00D9630383004	POWER TRANS 220V/50,60HZ	E1C	8200280150420S		
	BK1700	nsp	BRACKET 0.8t/SCREW		4010210196100S		
	CLP1700	nsp	CLAMP WIRE(SOLDER)		4330000120000S		
	CLP1701	nsp	CLAMP WIRE(SOLDER)	1910, 790	4330000120000S		
	CLP1702	nsp	CLAMP WIRE(SOLDER)	1910, 790	4330000120000S		
	CLP1703	nsp	CLAMP WIRE(SOLDER)	1610, 1620, 590	4330000120000S		
	CLP1704	nsp	CLAMP WIRE(SOLDER)	1610, 1620, 590	4330000120000S		
		00D9630104704	FUSE T2.5A /250V	1910E2	N751222501110S		
		nsp	LABEL T2.5AL 250V / FUSE	1910E2	5507000006270S		
		nsp	LABEL T4AL 250V / FUSE	E2, E1C, EA	5507000006260S		

PCB HDMI ASS'Y (1910/790 model)

	Ref. No.	Part No.	Part Name	Remarks		Q'ty	New
SEMICONDUCTORS GROUP							
	IC1	nsp	IC ADV7840		J040784000010S		
	IC4	231810017504S	IC TK73318WTL-G		J126733180010S		
	IC5	236810059008S	IC ADV7510		J040751000010S		
	IC8	246810009604S	IC W9864G2GH-6		J001986460010S		
	IC9	nsp	IC EN29LV160BB-70TIP		J005291600050S		
	IC10	245810005005D	IC ADSP-21367		J080213670020S		
	IC11	nsp	IC EN5311Q		J048531100010S		
	IC12	90M-HC900100R	IC SE1117-33-PF		J126111733020S		
	IC13	237810004001D	IC ADAU1328		J080132800000S		
	IC14	236810062608S	IC LC89058W-E		J046890580010S		
	IC18,19	963239004190S	IC AOZ1021AI		J048102100010S		
	IC20,21	00D9630043807	IC BA4510F-E2/SOP8		J121451000010S		
	IC22-25	963239001880S	IC AZ4580M		J121458000020S		
	IC26	00D2622813903	SN74AHCT08PW-EL2 +C		J040740800190S		
	IC27	00D2622517908	IC SN74LVO8APW-EL2		J040740800200S		
	IC28	963248004470D	IC R5F3650TNFB		-		
	IC29	963239004190S	IC AOZ1021AI		J048102100010S		
	IC30	963239004180S	IC IC42S16400F-6TL		J001421640040S		
	IC31	236810060008S	IC ABT1030		J080103000010S		
	IC32	00D9630244907	IC SN74LV14APWR		J040741400180S		
	IC33	963239002150S	IC SN74LVC244APWR		J040742440230S		
	IC34	nsp	IC EPM3032A-TC44		J003303200010S		
	IC35	963239004190S	IC AOZ1021AI		J048102100010S		
	Q1	00D9630120801	TR KRC102S		J522010200210S		
	Q2	00D9600285006	TR KRC104S		J522104S00210S		
	Q3	00D9630120801	TR KRC102S		J522010200210S		
	Q4	00D9600285006	TR KRC104S		J522104S00210S		
	Q5	00D9630120801	TR KRC102S		J522010200210S		
	Q6,7	00D9600285006	TR KRC104S		J522104S00210S		
	Q8	00D9630120801	TR KRC102S		J522010200210S		
	Q9,10	00D9600285006	TR KRC104S		J522104S00210S		
	Q11	00D9630120801	TR KRC102S		J522010200210S		
	Q12	00D9630120704	TR KRA102S		J520010200210S		
	Q13	00D9630120801	TR KRC102S		J522010200210S		
	Q14	00D9630120704	TR KRA102S		J520010200210S		
	Q15	00D9630120801	TR KRC102S		J522010200210S		
	Q16	00D9630121402	TR 2SA KRA104S R1		J520010400210S		
	Q17	963219002180S	TR 2SD2114KT146W		J5232114K0010S		
	Q18,19	00D9630121509	TR KTC3875S		J522038750210S		
	Q20	00D9630120801	TR KRC102S		J522010200210S		
	Q21	00D9630120704	TR KRA102S		J520010200210S		
	Q22	00D9630121509	TR KTC3875S		J522038750210S		
	Q23	00D9600285006	TR KRC104S		J522104S00210S		
	Q24	963219002190S	TR 2SA KTA1242D-Y		J500124200010S		
	Q25	00D9630121509	TR KTC3875S		J522038750210S		
	Q26	00D9600285006	TR KRC104S		J522104S00210S		
	Q27	00D9630120801	TR KRC102S		J522010200210S		
	Q28	00D9630121509	TR KTC3875S		J522038750210S		
	Q29	00D9630120704	TR KRA102S		J520010200210S		
	Q30	00D9630121509	TR KTC3875S		J522038750210S		
	Q31	00D9630120704	TR KRA102S		J520010200210S		
	Q32	963219004200S	CHIP FDC608PZ P-CH		J543608000010S		
	Q33,34	00D9630120801	TR KRC102S		J522010200210S		

	Ref. No.	Part No.	Part Name	Remarks		Q'ty	New
	Q35 Q36 D1-3	00D9630120704 00D2750110905 229410001500S 963209003510S	TR KRA102S HN1K02FU-TE85L MCH6602 D,ESD CDS3C05HDMI1		J520010200210S K067030500010S		
	D4-11 D12-14 D15-22 D23-25 D26-33	00D9630341305 963209003510S 00D9630341305 963209003510S 00D9630341305	D,ESD IMSA-6802-01A D,ESD CDS3C05HDMI1 D,ESD IMSA-6802-01A D,ESD CDS3C05HDMI1 D,ESD IMSA-6802-01A		K067680200010S K067030500010S K067680200010S K067030500010S K067680200010S		
	D34 D35-37 D38-45 D46 D48	00D9600197000 963209003510S 00D9630341305 00D9600197000 00D9600197000	D,SWITCHING KDS160(UF) /USC D,ESD CDS3C05HDMI1 D,ESD IMSA-6802-01A D,SWITCHING KDS160(UF) /USC D,SWITCHING KDS160(UF) /USC		K005016000010S K067030500010S K067680200010S K005016000010S K005016000010S		
	D50-52 D53-60 D61 D63 D64-67	963209003510S 00D9630341305 00D9600197000 963209003510S 00D9630341305	D,ESD CDS3C05HDMI1 D,ESD IMSA-6802-01A D,SWITCHING KDS160(UF) /USC D,ESD CDS3C05HDMI1 D,ESD IMSA-6802-01A		K067030500010S K067680200010S K005016000010S K067030500010S K067680200010S		
	ZD1	00D9630382500	D,ZENER 0.2W 5.1V UDZ		K06605R14P400S		
CAPACITORS GROUP							
	C1 C2 C3 C5,6 C7-11	nsp nsp nsp nsp nsp	C,CERAMIC 1000PF-K/50V C,CERAMIC 0.1UF-K/50V C,CERAMIC 4.7UF-Z/6.3V C,CERAMIC 1000PF-K/50V C,CERAMIC 0.1UF-K/50V		D011102177101S D011104577160S D011475591160S D011102177101S D011104577160S		
	C12 C13 C14,15 C16,17 C18-23	nsp nsp nsp nsp nsp	C,CERAMIC 0.082UF-K/16V C,CERAMIC 0.01UF-K/50V C,CERAMIC 4.7UF-Z/6.3V C,CERAMIC 0.1UF-K/50V C,CERAMIC 0.01UF-K/50V		D011823173100S D011103177101S D011475591160S D011104577160S D011103177101S		
	C30,31 C32,33 C34-36 C37 C38,39	nsp nsp nsp nsp nsp	C,CERAMIC 4.7UF-Z/6.3V C,CERAMIC 0.1UF-K/50V C,CERAMIC 0.01UF-K/50V C,CERAMIC 0.1UF-K/50V C,CERAMIC 1000PF-K/50V		D011475591160S D011104577160S D011103177101S D011104177101S D011102177101S		
	C40 C41 C42 C43 C45-47	nsp nsp nsp nsp nsp	C,CERAMIC 0.82UF-K/10V C,CERAMIC 0.039UF-K/50V C,CERAMIC 0.1UF-K/50V C,CERAMIC 10UF-Z/6.3V C,CERAMIC 0.1UF-K/50V		D011824772162S D011393177101S D011104577160S D011106591160S D011104577160S		
	C48 C50,51 C52,53 C55 C56,57	nsp nsp nsp nsp nsp	C,CERAMIC 10UF-Z/6.3V C,CERAMIC T.C COG12PF-J/50V C,CERAMIC COG15PF-J/50V C,CERAMIC 0.1UF-K/50V C,CERAMIC 4.7UF-Z/6.3V		D011106591160S D010120167160S D010150167160S D011104577160S D011475591160S		
	C58,59 C60-63 C64,65 C66,67 C68 C69	nsp nsp nsp nsp nsp nsp	C,CERAMIC 0.1UF-K/50V C,CERAMIC 0.01UF-K/50V C,CERAMIC 0.1UF-K/50V C,CERAMIC 4.7UF-Z/6.3V C,CERAMIC 0.1UF-K/50V C,CERAMIC 1000PF-K/50V		D011104577160S D011103177101S D011104177101S D011475591160S D011104577160S D011102177101S		

	Ref. No.	Part No.	Part Name	Remarks		Q'ty	New
	C70-73	nsp	C,CERAMIC 4.7UF-Z/6.3V		D011475591160S		
	C74,75	nsp	C,CERAMIC 0.1UF-K/50V		D011104577160S		
	C76-80	nsp	C,CERAMIC 0.01UF-K/50V		D011103177101S		
	C81	nsp	C,CERAMIC 0.1UF-K/50V		D011104177101S		
	C82	nsp	C,CERAMIC 0.1UF-K/50V		D011104577160S		
	C83	nsp	C,CERAMIC 0.01UF-K/50V		D011103177101S		
	C84-86	nsp	C,CERAMIC 0.1UF-K/50V		D011104577160S		
	C87	nsp	C,CERAMIC 10UF-Z/6.3V		D011106591160S		
	C89	nsp	C,CERAMIC 0.1UF-K/50V		D011104577160S		
	C90	nsp	C,CERAMIC 0.01UF-K/50V		D011103177101S		
	C91-94	nsp	C,CERAMIC 0.1UF-K/50V		D011104577160S		
	C95,96	nsp	C,CERAMIC 4.7UF-Z/6.3V		D011475591160S		
	C97,98	nsp	C,CERAMIC 0.1UF-K/50V		D011104577160S		
	C99-103	nsp	C,CERAMIC 0.01UF-K/50V		D011103177101S		
	C104	nsp	C,CERAMIC 0.1UF-K/50V		D011104177101S		
	C105,106	nsp	C,CERAMIC 4.7UF-Z/6.3V		D011475591160S		
	C107	nsp	C,CERAMIC 0.1UF-K/50V		D011104577160S		
	C108-113	nsp	C,CERAMIC 1000PF-K/50V		D011102177101S		
	C114	nsp	C,CERAMIC 0.01UF-K/50V		D011103177101S		
	C115,116	nsp	C,CERAMIC 0.1UF-K/50V		D011104577160S		
	C117	nsp	C,CERAMIC 10UF-Z/6.3V		D011106591160S		
	C119	nsp	C,CERAMIC 0.1UF-K/50V		D011104577160S		
	C120	nsp	C,CERAMIC 0.01UF-K/50V		D011103177101S		
	C121	nsp	C,CERAMIC 0.1UF-K/50V		D011104577160S		
	C122,123	nsp	C,CERAMIC 4.7UF-Z/6.3V		D011475591160S		
	C124,125	nsp	C,CERAMIC 0.1UF-K/50V		D011104577160S		
	C126,127	nsp	C,CERAMIC 0.01UF-K/50V		D011103177101S		
	C128,129	nsp	C,CERAMIC 0.1UF-K/50V		D011104177101S		
	C130,131	nsp	C,CERAMIC 1000PF-K/50V		D011102177101S		
	C132,133	nsp	C,CERAMIC 4.7UF-Z/6.3V		D011475591160S		
	C134,135	nsp	C,CERAMIC 0.1UF-K/50V		D011104577160S		
	C136-141	nsp	C,CERAMIC 0.01UF-K/50V		D011103177101S		
	C142	nsp	C,CERAMIC 0.1UF-K/50V		D011104577160S		
	C143	nsp	C,CERAMIC 10UF-Z/6.3V		D011106591160S		
	C144	nsp	C,CERAMIC 0.1UF-K/50V		D011104577160S		
	C146	nsp	C,CERAMIC 0.1UF-K/50V		D011104577160S		
	C147	nsp	C,CERAMIC 10UF-Z/6.3V		D011106591160S		
	C151	nsp	C,CERAMIC 0.1UF-K/50V		D011104577160S		
	C152,153	nsp	C,CERAMIC 1000PF-K/50V		D011102177101S		
	C159	nsp	C,CERAMIC 1000PF-K/50V		D011102177101S		
	C161	nsp	C,CERAMIC 10UF-Z/6.3V		D011106591160S		
	C163-165	nsp	C,CERAMIC 0.1UF-K/50V		D011104577160S		
	C166	nsp	C,CERAMIC 0.1UF-K/50V		D011104177101S		
	C167,168	nsp	C,CERAMIC 1000PF-K/50V		D011102177101S		
	C169	nsp	C,CERAMIC 10UF-Z/6.3V		D011106591160S		
	C171-173	nsp	C,CERAMIC 0.1UF-K/50V		D011104577160S		
	C174	nsp	C,CERAMIC 0.1UF-K/50V		D011104177101S		
	C175,176	nsp	C,CERAMIC 1000PF-K/50V		D011102177101S		
	C182	nsp	C,CERAMIC 0.1UF-K/50V		D011104577160S		
	C183,184	nsp	C,CERAMIC 4.7UF-Z/6.3V		D011475591160S		
	C187	nsp	C,CERAMIC 1000PF-K/50V		D011102177101S		
	C188-190	nsp	C,CERAMIC 0.1UF-K/50V		D011104177101S		
	C193	nsp	C,CERAMIC 10UF-Z/6.3V		D011106591160S		
	C196,197	nsp	C,CERAMIC 0.1UF-K/50V		D011104577160S		
	C198,199	nsp	C,CERAMIC 1000PF-K/50V		D011102177101S		
	C201-205	nsp	C,CERAMIC 100PF-J/50V		D011101167101S		

	Ref. No.	Part No.	Part Name	Remarks		Q'ty	New
	C206-209	nsp	C,CERAMIC 1000PF-K/50V		D011102177101S		
	C210-213	nsp	C,CERAMIC 0.1UF-K/50V		D011104577160S		
	C214	nsp	C,CERAMIC 0.01UF-K/50V		D011103177101S		
	C215-218	nsp	C,CERAMIC 100PF-J/50V		D011101167101S		
	C219-222	nsp	C,CERAMIC 1000PF-K/50V		D011102177101S		
	C223-227	nsp	C,CERAMIC 0.1UF-K/50V		D011104577160S		
	C228,229	nsp	C,CERAMIC 9PF-D/50V		D010090117160S		
	C230	nsp	C,CERAMIC 0.1UF-K/50V		D011104577160S		
	C231	nsp	C,CERAMIC 0.01UF-K/50V		D011103177101S		
	C232	nsp	C,CERAMIC 100PF-J/50V		D011101167101S		
	C233	nsp	C,CERAMIC 4.7UF-Z/6.3V		D011475591160S		
	C234	nsp	C,CERAMIC 0.1UF-K/50V		D011104577160S		
	C235	nsp	C,CERAMIC 100PF-J/50V		D011101167101S		
	C236	nsp	C,CERAMIC 0.01UF-K/50V		D011103177101S		
	C237,238	nsp	C,CERAMIC 0.1UF-K/50V		D011104577160S		
	C239	00D9630325004	C,ELECT 100UF-MVG/6.3V		D050101081650S		
	C240	nsp	C,CERAMIC 4.7UF-Z/6.3V		D011475591160S		
	C241	nsp	C,CERAMIC 0.1UF-K/50V		D011104577160S		
	C242,243	nsp	C,CERAMIC 4.7UF-Z/6.3V		D011475591160S		
	C244-246	nsp	C,CERAMIC 0.1UF-K/50V		D011104577160S		
	C247	00D9630325004	C,ELECT 100UF-MVG/6.3V		D050101081650S		
	C248	nsp	C,CERAMIC 4.7UF-Z/6.3V		D011475591160S		
	C249	nsp	C,CERAMIC 0.1UF-K/50V		D011104577160S		
	C250	nsp	C,CERAMIC 9PF-D/50V		D010090117160S		
	C251,252	nsp	C,CERAMIC 0.1UF-K/50V		D011104577160S		
	C253	nsp	C,CERAMIC 4.7UF-Z/6.3V		D011475591160S		
	C254	963134004300S	C,ELECT 33UF-MVK/16V		D050330083100S		
	C255	nsp	C,CERAMIC 0.1UF-K/50V		D011104577160S		
	C256	nsp	C,CERAMIC 100PF-J/50V		D011101167101S		
	C257	nsp	C,CERAMIC 0.01UF-K/50V		D011103177101S		
	C258	nsp	C,CERAMIC 1000PF-K/50V		D011102177101S		
	C259,260	nsp	C,CERAMIC 0.1UF-K/50V		D011104577160S		
	C261	nsp	C,CERAMIC 9PF-D/50V		D010090117160S		
	C262-265	nsp	C,CERAMIC 0.1UF-K/50V		D011104577160S		
	C266	nsp	C,CERAMIC 4.7UF-Z/6.3V		D011475591160S		
	C267	nsp	C,CERAMIC 100PF-J/50V		D011101167101S		
	C268	nsp	C,CERAMIC 0.1UF-K/50V		D011104577160S		
	C269	nsp	C,CERAMIC 5600PF-K/25V		D011562177101S		
	C270	nsp	C,CERAMIC 0.1UF-K/50V		D011104577160S		
	C271	nsp	C,CERAMIC 0.01UF-K/50V		D011103177101S		
	C273	nsp	C,CERAMIC 390PF-K/50V		D011391177101S		
	C274,275	nsp	C,CERAMIC 0.1UF-K/50V		D011104577160S		
	C277	nsp	C,CERAMIC 0.022UF-K/25V		D011223174100S		
	C278	00D9630325305	C,ELECT 47UF-MVG/6.3V		D050470081460S		
	C279,280	nsp	C,CERAMIC 0.1UF-K/50V		D011104577160S		
	C282	nsp	C,CERAMIC 0.1UF-K/50V		D011104577160S		
	C283	00D9630338509	C,ELECT 10UF-MVG/16V		D050100083460S		
	C284	nsp	C,CERAMIC 0.1UF-K/50V		D011104577160S		
	C285	00D9630325004	C,ELECT 100UF-MVG/6.3V		D050101081650S		
	C286,287	nsp	C,CERAMIC 1000PF-K/50V		D011102177101S		
	C288,289	nsp	C,CERAMIC 10UF-K/16V		D011106573200S		
	C290,291	nsp	C,CERAMIC 1000PF-K/50V		D011102177101S		
	C292,293	nsp	C,CERAMIC 2200PF-K/50V		D011222177101S		
	C294-297	nsp	C,CERAMIC 10UF-K/25V		D011106574300S		
	C298	nsp	C,CERAMIC 1000PF-K/50V		D011102177101S		
	C299	nsp	C,CERAMIC 120PF-J/50V		D011121167101S		

	Ref. No.	Part No.	Part Name	Remarks		Q'ty	New
	C300	00D9630338509	C,ELECT 10UF-MVG/16V		D050100083460S		
	C301	nsp	C,CERAMIC 0.1UF-K/50V		D011104577160S		
	C302,303	00D9630324801	C,ELECT 10UF-MVG/25V		D050100084200S		
	C304	nsp	C,CERAMIC 470PF-K/50V		D011471177101S		
	C305	963134004290S	C,ELECT 1UF-MV/50V		D040010087220S		
	C306	nsp	C,CERAMIC 1000PF-K/50V		D011102177101S		
	C307	nsp	C,CERAMIC 120PF-J/50V		D011121167101S		
	C308	00D9630338509	C,ELECT 10UF-MVG/16V		D050100083460S		
	C309,310	nsp	C,CERAMIC 0.1UF-K/50V		D011104577160S		
	C311	nsp	C,CERAMIC 390PF-K/50V		D011391177101S		
	C312	nsp	C,CERAMIC 0.1UF-K/50V		D011104577160S		
	C314	nsp	C,CERAMIC 470PF-K/50V		D011471177101S		
	C315	963134004290S	C,ELECT 1UF-MV/50V		D040010087220S		
	C316	nsp	C,CERAMIC 390PF-K/50V		D011391177101S		
	C318	nsp	C,CERAMIC 270PF-J/50V		D011271167101S		
	C319	963134004290S	C,ELECT 1UF-MV/50V		D040010087220S		
	C320,321	nsp	C,CERAMIC 0.1UF-K/50V		D011104577160S		
	C322	nsp	C,CERAMIC 330PF-J/50V		D011331167101S		
	C324	nsp	C,CERAMIC 270PF-J/50V		D011271167101S		
	C325	963134004290S	C,ELECT 1UF-MV/50V		D040010087220S		
	C326	nsp	C,CERAMIC 330PF-J/50V		D011331167101S		
	C328	nsp	C,CERAMIC 470PF-K/50V		D011471177101S		
	C329	963134004290S	C,ELECT 1UF-MV/50V		D040010087220S		
	C330	nsp	C,CERAMIC 390PF-K/50V		D011391177101S		
	C332	nsp	C,CERAMIC 470PF-K/50V		D011471177101S		
	C333	963134004290S	C,ELECT 1UF-MV/50V		D040010087220S		
	C334	nsp	C,CERAMIC 390PF-K/50V		D011391177101S		
	C336	nsp	C,CERAMIC J39PF-J/50V		D011390167101S		
	C337	00D9630338509	C,ELECT 10UF-MVG/16V		D050100083460S		
	C338	nsp	C,CERAMIC 270PF-J/50V		D011271167101S		
	C340	nsp	C,CERAMIC J39PF-J/50V		D011390167101S		
	C341	00D9630338509	C,ELECT 10UF-MVG/16V		D050100083460S		
	C342	nsp	C,CERAMIC 270PF-J/50V		D011271167101S		
	C344	nsp	C,CERAMIC 0.1UF-K/50V		D011104577160S		
	C346,347	nsp	C,CERAMIC 0.1UF-K/50V		D011104577160S		
	C348	nsp	C,CERAMIC 220PF-J/50V		D011221167101S		
	C349-351	nsp	C,CERAMIC 0.1UF-K/50V		D011104577160S		
	C352	nsp	C,CERAMIC 1000PF-K/50V		D011102177101S		
	C353	nsp	C,CERAMIC 0.1UF-K/50V		D011104577160S		
	C354	00D9630325004	C,ELECT 100UF-MVG/6.3V		D050101081650S		
	C355,356	nsp	C,CERAMIC 100PF-J/50V		D011101167101S		
	C357,358	nsp	C,CERAMIC 1000PF-K/50V		D011102177101S		
	C359	963134004280S	C,ELECT 0.1UF-MVG/50V		D050R10080200S		
	C360	nsp	C,CERAMIC 1000PF-K/50V		D011102177101S		
	C361	nsp	C,CERAMIC 0.1UF-K/50V		D011104577160S		
	C362	nsp	C,CERAMIC 1000PF-K/50V		D011102177101S		
	C363	nsp	C,CERAMIC 0.1UF-K/50V		D011104577160S		
	C364,365	nsp	C,CERAMIC COG15PF-J/50V		D010150167160S		
	C366-370	nsp	C,CERAMIC 0.1UF-K/50V		D011104577160S		
	C371,372	00D9630324801	C,ELECT 10UF-MVG/25V		D050100084200S		
	C373-375	nsp	C,CERAMIC 1000PF-K/50V		D011102177101S		
	C376	nsp	C,CERAMIC 10UF-K/16V		D011106573200S		
	C377	nsp	C,CERAMIC 0.47UF-K/10V		D011474772100S		
	C378,379	nsp	C,CERAMIC 10UF-K/25V		D011106574300S		
	C380-382	nsp	C,CERAMIC 10UF-K/16V		D011106573200S		
	C383,384	nsp	C,CERAMIC 10UF-K/25V		D011106574300S		

	Ref. No.	Part No.	Part Name	Remarks		Q'ty	New
	C385,386	nsp	C,CERAMIC 10UF-K/16V		D011106573200S		
	C387	134750095503S	CE67C0J220MT(PXA)		D050220081660S		
	C388,389	nsp	C,CERAMIC 4.7UF-Z/6.3V		D011475591160S		
	C390-397	nsp	C,CERAMIC 0.1UF-K/50V		D011104577160S		
	C398-402	nsp	C,CERAMIC 1000PF-K/50V		D011102177101S		
	C403	nsp	C,CERAMIC 2200PF-K/50V		D011222177101S		
	C404,405	nsp	C,CERAMIC 4.7UF-Z/6.3V		D011475591160S		
	C406,407	nsp	C,CERAMIC 0.1UF-K/50V		D011104577160S		
	C408,409	nsp	C,CERAMIC 1000PF-K/50V		D011102177101S		
	C410,411	nsp	C,CERAMIC 4.7UF-Z/6.3V		D011475591160S		
	C412	nsp	C,CERAMIC 0.1UF-K/50V		D011104577160S		
	C413	nsp	C,CERAMIC 1000PF-K/50V		D011102177101S		
	C414,415	nsp	C,CERAMIC T.C COG12PF-J/50V		D010120167160S		
	C416,417	nsp	C,CERAMIC 4.7UF-Z/6.3V		D011475591160S		
	C418	nsp	C,CERAMIC 0.1UF-K/50V		D011104577160S		
	C419-422	nsp	C,CERAMIC 1000PF-K/50V		D011102177101S		
	C423-425	nsp	C,CERAMIC 0.1UF-K/50V		D011104577160S		
	C426	nsp	C,CERAMIC 4.7UF-Z/6.3V		D011475591160S		
	C427	nsp	C,CERAMIC 0.1UF-K/50V		D011104577160S		
	C428	nsp	C,CERAMIC 1000PF-K/50V		D011102177101S		
	C429	nsp	C,CERAMIC 0.01UF-K/50V		D011103177101S		
	C430	963134004310S	C,ELECT 22UF-MV/6.3V		D050220081450S		
	C431,432	nsp	C,CERAMIC 4.7UF-Z/6.3V		D011475591160S		
	C433-443	nsp	C,CERAMIC 0.1UF-K/50V		D011104577160S		
	C444-448	nsp	C,CERAMIC 1000PF-K/50V		D011102177101S		
	C449-454	nsp	C,CERAMIC 0.1UF-K/50V		D011104177101S		
	C455,456	nsp	C,CERAMIC 0.01UF-K/50V		D011103177101S		
	C457,458	nsp	C,CERAMIC 0.1UF-K/50V		D011104177101S		
	C459	nsp	C,CERAMIC 0.01UF-K/50V		D011103177101S		
	C460-468	nsp	C,CERAMIC 0.1UF-K/50V		D011104177101S		
	C469	nsp	C,CERAMIC 1000PF-K/50V		D011102177101S		
	C470,471	nsp	C,CERAMIC 0.1UF-K/50V		D011104177101S		
	C472	nsp	C,CERAMIC 1000PF-K/50V		D011102177101S		
	C473	nsp	C,CERAMIC 0.1UF-K/50V		D011104177101S		
	C474	nsp	C,CERAMIC 1000PF-K/50V		D011102177101S		
	C475,476	nsp	C,CERAMIC 0.1UF-K/50V		D011104177101S		
	C477	nsp	C,CERAMIC 2200PF-K/50V		D011222177101S		
	C479	nsp	C,CERAMIC 0.1UF-K/50V		D011104577160S		
	C482	nsp	CERAMIC 10UF-K/16V		D011106573200S		
	C485	nsp	C,CERAMIC 2200PF-K/50V		D011222177101S		
	C486	nsp	C,CERAMIC 2.2UF-Z/10V		D011225592160S		
	C487	nsp	C,CERAMIC 4.7UF-Z/6.3V		D011475591160S		
	C488	nsp	C,CERAMIC 2200PF-K/50V		D011222177101S		
	C489-494	nsp	C,CERAMIC 0.01UF-K/50V		D011103177101S		
	C495	nsp	C,CERAMIC 0.1UF-K/50V		D011104177101S		
	C498-500	nsp	C,CERAMIC 0.1UF-K/50V		D011104577160S		
OTHERS PARTS GROUP							
	BD1	963115003230S	COIL,BEAD CBW160808U121T		D340160811210S		
	BD2	00D9630223009	R,THICK 0-J,1/16W		C20000006M160S		
	CB1,2	963119004270S	COIL,BEAD BLM21PG221SN1		D340201212210S		
	CB3	963115003230S	COIL,BEAD CBW160808U121T		D340160811210S		
	CB4	963119004270S	COIL,BEAD BLM21PG221SN1		D340201212210S		
	CB5	963115003230S	COIL,BEAD CBW160808U121T		D340160811210S		

	Ref. No.	Part No.	Part Name	Remarks		Q'ty	New
	CB6-8 CB9-11 CB12-14	963119004270S 00D9630338800 963115003230S	COIL,BEAD BLM21PG221SN1 COIL,CHIP FLC32C220K 22UH COIL,BEAD CBW160808U121T		D340201212210S D307322200220S D340160811210S		
	CN1011	nsp	CN.WAFER 7P		L101100030710S		
	CN1013 CN1100 CN1102	nsp nsp nsp	CN.WAFER 16P CN.WAFER 19P CN.WAFER 19P		L101100031610S L101100031910S L101100031910S		
	CP1003	nsp	CN.WAFER 10P		L101200101020S		
	JACK1-5 L1-4	00D9630388504 963115004260S	19PIN HDMI CONNECTOR COIL,INDUCTOR B82464Z4472M		L109100190020S D310824644720S		
	TP14,15 TP21,22 X1 X2	963644002240S 00D9630342508 00D3991054900 00D3991053901	CN.FPC 11P CN.FPC 7P CRYSTAL CHIP FCX-03(20.815MHz) CRYSTAL CHIP FCX-03(24.5760MHz)		L130961110010S L130961070010S E80520R815010S E80524R576010S		
	X3 X4 XTAL1,2	141810019508S 141810006502S 00D3991052902	DENON TXC7A(16MHZ) CRYSTAL CHIP 27.000MHz FCX-03 CRYSTAL CHIP FCX-03(28.6363MHz)		T141810019508S E80527R000030S E80528R630010S		
	LUG1	nsp nsp nsp	RING,TER WIRE HEAT SINK PLATE HDMI		8410101010070S 2120211498000S 4470211716000S		

PCB HDMI ASS'Y (1610/1620/590 model)

	Ref. No.	Part No.	Part Name	Remarks		Q'ty	New
SEMICONDUCTORS GROUP							
	IC1	nsp	IC ADV7840		J040784000010S		
	IC4	231810017504S	IC TK73318WTL-G		J126733180010S		
	IC5	236810059008S	IC ADV7510		J040751000010S		
	IC8	246810009604S	IC W9864G2GH-6		J001986460010S		
	IC9	nsp	IC EN29LV160BB-70TIP		J005291600050S		
	IC10	245810005005D	IC ADSP-21367		J080213670020S		
	IC11	nsp	IC EN5311Q		J048531100010S		
	IC12	90M-HC900100R	IC SE1117-33-PF		J126111733020S		
	IC13	237810004001D	IC ADAU1328		J080132800000S		
	IC14	236810062608S	IC LC89058W-E		J046890580010S		
	IC18,19	963239004190S	IC AOZ1021AI		J048102100010S		
	IC20,21	00D9630043807	IC BA4510F-E2/SOP8		J121451000010S		
	IC22-25	963239001880S	IC AZ4580M		J121458000020S		
	IC26	00D2622813903	SN74AHCT08PW-EL2 +C		J040740800190S		
	IC27	00D2622517908	IC SN74LVO8APW-EL2		J040740800200S		
	IC28	963248004480D	IC R5F3650ENFB		-		
	IC33	963239002150S	IC SN74LVC244APWR		J040742440230S		
	IC34	nsp	IC EPM3032A-TC44		J003303200010S		
	IC35	963239004190S	IC AOZ1021AI		J048102100010S		
	Q1	00D9630120801	TR KRC102S		J522010200210S		
	Q2	00D9600285006	TR KRC104S		J522104S00210S		
	Q3	00D9630120801	TR KRC102S		J522010200210S		
	Q4	00D9600285006	TR KRC104S		J522104S00210S		
	Q5	00D9630120801	TR KRC102S		J522010200210S		
	Q6,7	00D9600285006	TR KRC104S		J522104S00210S		
	Q10	00D9600285006	TR KRC104S		J522104S00210S		
	Q11	00D9630120801	TR KRC102S		J522010200210S		
	Q12	00D9630120704	TR KRA102S		J520010200210S		
	Q13	00D9630120801	TR KRC102S		J522010200210S		
	Q14	00D9630120704	TR KRA102S		J520010200210S		
	Q15	00D9630120801	TR KRC102S		J522010200210S		
	Q16	00D9630121402	TR 2SA KRA104S R1		J520010400210S		
	Q17	963219002180S	TR 2SD2114KT146W		J5232114K0010S		
	Q18,19	00D9630121509	TR KTC3875S		J522038750210S		
	Q20	00D9630120801	TR KRC102S		J522010200210S		
	Q21	00D9630120704	TR KRA102S		J520010200210S		
	Q22	00D9630121509	TR KTC3875S		J522038750210S		
	Q23	00D9600285006	TR KRC104S		J522104S00210S		
	Q24	00D9630120801	TR KRC102S		J522010200210S		
	Q25	00D9630120704	TR KRA102S		J520010200210S		
	Q27	00D9630120801	TR KRC102S		J522010200210S		
	Q32	963219004200S	CHIP FDC608PZ P-CH		J543608000010S		
	Q33	00D9630120801	TR KRC102S		J522010200210S		
	D1-3	963209003510S	D,ESD CDS3C05HDMI1		K067030500010S		
	D4-11	00D9630341305	D,ESD IMSA-6802-01A		K067680200010S		
	D12-14	963209003510S	D,ESD CDS3C05HDMI1		K067030500010S		
	D15-22	00D9630341305	D,ESD IMSA-6802-01A		K067680200010S		
	D23-25	963209003510S	D,ESD CDS3C05HDMI1		K067030500010S		
	D26-33	00D9630341305	D,ESD IMSA-6802-01A		K067680200010S		
	D46	00D9600197000	D,SWITCHING KDS160(UF) /USC		K005016000010S		
	D50-52	963209003510S	D,ESD CDS3C05HDMI1		K067030500010S		
	D53-60	00D9630341305	D,ESD IMSA-6802-01A		K067680200010S		

	Ref. No.	Part No.	Part Name	Remarks		Q'ty	New
	D61	00D9600197000	D,SWITCHING KDS160(UF) /USC		K005016000010S		
	D63	963209003510S	D,ESD CDS3C05HDMI1		K067030500010S		
	D64-67	00D9630341305	D,ESD IMSA-6802-01A		K067680200010S		
	ZD1	00D9630382500	D,ZENER 0.2W 5.1V UDZ		K06605R14P400S		
CAPACITORS GROUP							
	C1	nsp	C,CERAMIC 1000PF-K/50V		D011102177101S		
	C2	nsp	C,CERAMIC 0.1UF-K/50V		D011104577160S		
	C3	nsp	C,CERAMIC 4.7UF-Z/6.3V		D011475591160S		
	C5,6	nsp	C,CERAMIC 1000PF-K/50V		D011102177101S		
	C7-11	nsp	C,CERAMIC 0.1UF-K/50V		D011104577160S		
	C12	nsp	C,CERAMIC 0.082UF-K/16V		D011823173100S		
	C13	nsp	C,CERAMIC 0.01UF-K/50V		D011103177101S		
	C14,15	nsp	C,CERAMIC 4.7UF-Z/6.3V		D011475591160S		
	C16,17	nsp	C,CERAMIC 0.1UF-K/50V		D011104577160S		
	C18-23	nsp	C,CERAMIC 0.01UF-K/50V		D011103177101S		
	C30,31	nsp	C,CERAMIC 4.7UF-Z/6.3V		D011475591160S		
	C32,33	nsp	C,CERAMIC 0.1UF-K/50V		D011104577160S		
	C34-36	nsp	C,CERAMIC 0.01UF-K/50V		D011103177101S		
	C37	nsp	C,CERAMIC 0.1UF-K/50V		D011104177101S		
	C38,39	nsp	C,CERAMIC 1000PF-K/50V		D011102177101S		
	C40	nsp	C,CERAMIC 0.82UF-K/10V		D011824772162S		
	C41	nsp	C,CERAMIC 0.039UF-K/50V		D011393177101S		
	C42	nsp	C,CERAMIC 0.1UF-K/50V		D011104577160S		
	C43	nsp	C,CERAMIC 10UF-Z/6.3V		D011106591160S		
	C45-47	nsp	C,CERAMIC 0.1UF-K/50V		D011104577160S		
	C48	nsp	C,CERAMIC 10UF-Z/6.3V		D011106591160S		
	C50,51	nsp	C,CERAMIC T.C COG12PF-J/50V		D010120167160S		
	C52,53	nsp	C,CERAMIC COG15PF-J/50V		D010150167160S		
	C55	nsp	C,CERAMIC 0.1UF-K/50V		D011104577160S		
	C56,57	nsp	C,CERAMIC 4.7UF-Z/6.3V		D011475591160S		
	C58,59	nsp	C,CERAMIC 0.1UF-K/50V		D011104577160S		
	C60-63	nsp	C,CERAMIC 0.01UF-K/50V		D011103177101S		
	C64,65	nsp	C,CERAMIC 0.1UF-K/50V		D011104177101S		
	C66,67	nsp	C,CERAMIC 4.7UF-Z/6.3V		D011475591160S		
	C68	nsp	C,CERAMIC 0.1UF-K/50V		D011104577160S		
	C69	nsp	C,CERAMIC 1000PF-K/50V		D011102177101S		
	C70-73	nsp	C,CERAMIC 4.7UF-Z/6.3V		D011475591160S		
	C74,75	nsp	C,CERAMIC 0.1UF-K/50V		D011104577160S		
	C76-80	nsp	C,CERAMIC 0.01UF-K/50V		D011103177101S		
	C81	nsp	C,CERAMIC 0.1UF-K/50V		D011104177101S		
	C82	nsp	C,CERAMIC 0.1UF-K/50V		D011104577160S		
	C83	nsp	C,CERAMIC 0.01UF-K/50V		D011103177101S		
	C84-86	nsp	C,CERAMIC 0.1UF-K/50V		D011104577160S		
	C87	nsp	C,CERAMIC 10UF-Z/6.3V		D011106591160S		
	C89	nsp	C,CERAMIC 0.1UF-K/50V		D011104577160S		
	C90	nsp	C,CERAMIC 0.01UF-K/50V		D011103177101S		
	C91-94	nsp	C,CERAMIC 0.1UF-K/50V		D011104577160S		
	C95,96	nsp	C,CERAMIC 4.7UF-Z/6.3V		D011475591160S		
	C97,98	nsp	C,CERAMIC 0.1UF-K/50V		D011104577160S		
	C99-103	nsp	C,CERAMIC 0.01UF-K/50V		D011103177101S		
	C104	nsp	C,CERAMIC 0.1UF-K/50V		D011104177101S		
	C105,106	nsp	C,CERAMIC 4.7UF-Z/6.3V		D011475591160S		
	C107	nsp	C,CERAMIC 0.1UF-K/50V		D011104577160S		

	Ref. No.	Part No.	Part Name	Remarks		Q'ty	New
	C108-113	nsp	C,CERAMIC 1000PF-K/50V		D011102177101S		
	C114	nsp	C,CERAMIC 0.01UF-K/50V		D011103177101S		
	C115,116	nsp	C,CERAMIC 0.1UF-K/50V		D011104577160S		
	C117	nsp	C,CERAMIC 10UF-Z/6.3V		D011106591160S		
	C119	nsp	C,CERAMIC 0.1UF-K/50V		D011104577160S		
	C120	nsp	C,CERAMIC 0.01UF-K/50V		D011103177101S		
	C121	nsp	C,CERAMIC 0.1UF-K/50V		D011104577160S		
	C122,123	nsp	C,CERAMIC 4.7UF-Z/6.3V		D011475591160S		
	C124,125	nsp	C,CERAMIC 0.1UF-K/50V		D011104577160S		
	C126,127	nsp	C,CERAMIC 0.01UF-K/50V		D011103177101S		
	C128,129	nsp	C,CERAMIC 0.1UF-K/50V		D011104177101S		
	C130,131	nsp	C,CERAMIC 1000PF-K/50V		D011102177101S		
	C132,133	nsp	C,CERAMIC 4.7UF-Z/6.3V		D011475591160S		
	C134,135	nsp	C,CERAMIC 0.1UF-K/50V		D011104577160S		
	C136-141	nsp	C,CERAMIC 0.01UF-K/50V		D011103177101S		
	C142	nsp	C,CERAMIC 0.1UF-K/50V		D011104577160S		
	C143	nsp	C,CERAMIC 10UF-Z/6.3V		D011106591160S		
	C144	nsp	C,CERAMIC 0.1UF-K/50V		D011104577160S		
	C146	nsp	C,CERAMIC 0.1UF-K/50V		D011104577160S		
	C147	nsp	C,CERAMIC 10UF-Z/6.3V		D011106591160S		
	C151	nsp	C,CERAMIC 0.1UF-K/50V		D011104577160S		
	C152,153	nsp	C,CERAMIC 1000PF-K/50V		D011102177101S		
	C159	nsp	C,CERAMIC 1000PF-K/50V		D011102177101S		
	C161	nsp	C,CERAMIC 10UF-Z/6.3V		D011106591160S		
	C163-165	nsp	C,CERAMIC 0.1UF-K/50V		D011104577160S		
	C166	nsp	C,CERAMIC 0.1UF-K/50V		D011104177101S		
	C167,168	nsp	C,CERAMIC 1000PF-K/50V		D011102177101S		
	C169	nsp	C,CERAMIC 10UF-Z/6.3V		D011106591160S		
	C171-173	nsp	C,CERAMIC 0.1UF-K/50V		D011104577160S		
	C174	nsp	C,CERAMIC 0.1UF-K/50V		D011104177101S		
	C175,176	nsp	C,CERAMIC 1000PF-K/50V		D011102177101S		
	C182	nsp	C,CERAMIC 0.1UF-K/50V		D011104577160S		
	C183,184	nsp	C,CERAMIC 4.7UF-Z/6.3V		D011475591160S		
	C187	nsp	C,CERAMIC 1000PF-K/50V		D011102177101S		
	C188-190	nsp	C,CERAMIC 0.1UF-K/50V		D011104577160S		
	C193	nsp	C,CERAMIC 10UF-Z/6.3V		D011106591160S		
	C196,197	nsp	C,CERAMIC 0.1UF-K/50V		D011104577160S		
	C198,199	nsp	C,CERAMIC 1000PF-K/50V		D011102177101S		
	C201-205	nsp	C,CERAMIC 100PF-J/50V		D011101167101S		
	C206-209	nsp	C,CERAMIC 1000PF-K/50V		D011102177101S		
	C210-213	nsp	C,CERAMIC 0.1UF-K/50V		D011104577160S		
	C214	nsp	C,CERAMIC 0.01UF-K/50V		D011103177101S		
	C215-218	nsp	C,CERAMIC 100PF-J/50V		D011101167101S		
	C219-222	nsp	C,CERAMIC 1000PF-K/50V		D011102177101S		
	C223-227	nsp	C,CERAMIC 0.1UF-K/50V		D011104577160S		
	C228,229	nsp	C,CERAMIC 9PF-D/50V		D010090117160S		
	C230	nsp	C,CERAMIC 0.1UF-K/50V		D011104577160S		
	C231	nsp	C,CERAMIC 0.01UF-K/50V		D011103177101S		
	C232	nsp	C,CERAMIC 100PF-J/50V		D011101167101S		
	C233	nsp	C,CERAMIC 4.7UF-Z/6.3V		D011475591160S		
	C234	nsp	C,CERAMIC 0.1UF-K/50V		D011104577160S		
	C235	nsp	C,CERAMIC 100PF-J/50V		D011101167101S		
	C236	nsp	C,CERAMIC 0.01UF-K/50V		D011103177101S		
	C237,238	nsp	C,CERAMIC 0.1UF-K/50V		D011104577160S		
	C239	00D9630325004	C,ELECT 100UF-MVG/6.3V		D050101081650S		
	C240	nsp	C,CERAMIC 4.7UF-Z/6.3V		D011475591160S		

	Ref. No.	Part No.	Part Name	Remarks		Q'ty	New
	C241	nsp	C,CERAMIC 0.1UF-K/50V		D011104577160S		
	C242,243	nsp	C,CERAMIC 4.7UF-Z/6.3V		D011475591160S		
	C244-246	nsp	C,CERAMIC 0.1UF-K/50V		D011104577160S		
	C247	00D9630325004	C,ELECT 100UF-MVG/6.3V		D050101081650S		
	C248	nsp	C,CERAMIC 4.7UF-Z/6.3V		D011475591160S		
	C249	nsp	C,CERAMIC 0.1UF-K/50V		D011104577160S		
	C250	nsp	C,CERAMIC 9PF-D/50V		D010090117160S		
	C251,252	nsp	C,CERAMIC 0.1UF-K/50V		D011104577160S		
	C253	nsp	C,CERAMIC 4.7UF-Z/6.3V		D011475591160S		
	C254	963134004300S	C,ELECT 33UF-MVK/16V		D050330083100S		
	C255	nsp	C,CERAMIC 0.1UF-K/50V		D011104577160S		
	C256	nsp	C,CERAMIC 100PF-J/50V		D011101167101S		
	C257	nsp	C,CERAMIC 0.01UF-K/50V		D011103177101S		
	C258	nsp	C,CERAMIC 1000PF-K/50V		D011102177101S		
	C259,260	nsp	C,CERAMIC 0.1UF-K/50V		D011104577160S		
	C261	nsp	C,CERAMIC 9PF-D/50V		D010090117160S		
	C262-265	nsp	C,CERAMIC 0.1UF-K/50V		D011104577160S		
	C266	nsp	C,CERAMIC 4.7UF-Z/6.3V		D011475591160S		
	C267	nsp	C,CERAMIC 100PF-J/50V		D011101167101S		
	C268	nsp	C,CERAMIC 0.1UF-K/50V		D011104577160S		
	C269	nsp	C,CERAMIC 5600PF-K/25V		D011562177101S		
	C270	nsp	C,CERAMIC 0.1UF-K/50V		D011104577160S		
	C271	nsp	C,CERAMIC 0.01UF-K/50V		D011103177101S		
	C273	nsp	C,CERAMIC 390PF-K/50V		D011391177101S		
	C274,275	nsp	C,CERAMIC 0.1UF-K/50V		D011104577160S		
	C277	nsp	C,CERAMIC 0.022UF-K/25V		D011223174100S		
	C278	00D9630325305	C,ELECT 47UF-MVG/6.3V		D050470081460S		
	C279,280	nsp	C,CERAMIC 0.1UF-K/50V		D011104577160S		
	C282	nsp	C,CERAMIC 0.1UF-K/50V		D011104577160S		
	C283	00D9630338509	C,ELECT 10UF-MVG/16V		D050100083460S		
	C284	nsp	C,CERAMIC 0.1UF-K/50V		D011104577160S		
	C285	00D9630325004	C,ELECT 100UF-MVG/6.3V		D050101081650S		
	C286,287	nsp	C,CERAMIC 1000PF-K/50V		D011102177101S		
	C288,289	nsp	C,CERAMIC 10UF-K/16V		D011106573200S		
	C290,291	nsp	C,CERAMIC 1000PF-K/50V		D011102177101S		
	C292,293	nsp	C,CERAMIC 2200PF-K/50V		D011222177101S		
	C294-297	nsp	C,CERAMIC 10UF-K/25V		D011106574300S		
	C298	nsp	C,CERAMIC 1000PF-K/50V		D011102177101S		
	C299	nsp	C,CERAMIC 120PF-J/50V		D011121167101S		
	C300	00D9630338509	C,ELECT 10UF-MVG/16V		D050100083460S		
	C301	nsp	C,CERAMIC 0.1UF-K/50V		D011104577160S		
	C302,303	00D9630324801	C,ELECT 10UF-MVG/25V		D050100084200S		
	C304	nsp	C,CERAMIC 470PF-K/50V		D011471177101S		
	C305	963134004290S	C,ELECT 1UF-MV/50V		D040010087220S		
	C306	nsp	C,CERAMIC 1000PF-K/50V		D011102177101S		
	C307	nsp	C,CERAMIC 120PF-J/50V		D011121167101S		
	C308	00D9630338509	C,ELECT 10UF-MVG/16V		D050100083460S		
	C309,310	nsp	C,CERAMIC 0.1UF-K/50V		D011104577160S		
	C311	nsp	C,CERAMIC 390PF-K/50V		D011391177101S		
	C312	nsp	C,CERAMIC 0.1UF-K/50V		D011104577160S		
	C314	nsp	C,CERAMIC 470PF-K/50V		D011471177101S		
	C315	963134004290S	C,ELECT 1UF-MV/50V		D040010087220S		
	C316	nsp	C,CERAMIC 390PF-K/50V		D011391177101S		
	C318	nsp	C,CERAMIC 270PF-J/50V		D011271167101S		
	C319	963134004290S	C,ELECT 1UF-MV/50V		D040010087220S		
	C320,321	nsp	C,CERAMIC 0.1UF-K/50V		D011104577160S		

	Ref. No.	Part No.	Part Name	Remarks		Q'ty	New
	C322	nsp	C,CERAMIC 330PF-J/50V		D011331167101S		
	C324	nsp	C,CERAMIC 270PF-J/50V		D011271167101S		
	C325	963134004290S	C,ELECT 1UF-MV/50V		D040010087220S		
	C326	nsp	C,CERAMIC 330PF-J/50V		D011331167101S		
	C328	nsp	C,CERAMIC 470PF-K/50V		D011471177101S		
	C329	963134004290S	C,ELECT 1UF-MV/50V		D040010087220S		
	C330	nsp	C,CERAMIC 390PF-K/50V		D011391177101S		
	C332	nsp	C,CERAMIC 470PF-K/50V		D011471177101S		
	C333	963134004290S	C,ELECT 1UF-MV/50V		D040010087220S		
	C334	nsp	C,CERAMIC 390PF-K/50V		D011391177101S		
	C336	nsp	C,CERAMIC 39PF-J/50V		D011390167101S		
	C337	00D9630338509	C,ELECT 10UF-MVG/16V		D050100083460S		
	C338	nsp	C,CERAMIC 270PF-J/50V		D011271167101S		
	C340	nsp	C,CERAMIC 39PF-J/50V		D011390167101S		
	C341	00D9630338509	C,ELECT 10UF-MVG/16V		D050100083460S		
	C342	nsp	C,CERAMIC 270PF-J/50V		D011271167101S		
	C344	nsp	C,CERAMIC 0.1UF-K/50V		D011104577160S		
	C346,347	nsp	C,CERAMIC 0.1UF-K/50V		D011104577160S		
	C348	nsp	C,CERAMIC 220PF-J/50V		D011221167101S		
	C349-351	nsp	C,CERAMIC 0.1UF-K/50V		D011104577160S		
	C352	nsp	C,CERAMIC 1000PF-K/50V		D011102177101S		
	C353	nsp	C,CERAMIC 0.1UF-K/50V		D011104577160S		
	C354	00D9630325004	C,ELECT 100UF-MVG/6.3V		D050101081650S		
	C355,356	nsp	C,CERAMIC 100PF-J/50V		D011101167101S		
	C357,358	nsp	C,CERAMIC 1000PF-K/50V		D011102177101S		
	C359	963134004280S	C,ELECT 0.1UF-MVG/50V		D050R10080200S		
	C360	nsp	C,CERAMIC 1000PF-K/50V		D011102177101S		
	C361	nsp	C,CERAMIC 0.1UF-K/50V		D011104577160S		
	C362	nsp	C,CERAMIC 1000PF-K/50V		D011102177101S		
	C363	nsp	C,CERAMIC 0.1UF-K/50V		D011104577160S		
	C364,365	nsp	C,CERAMIC COG15PF-J/50V		D010150167160S		
	C366-370	nsp	C,CERAMIC 0.1UF-K/50V		D011104577160S		
	C371,372	00D9630324801	C,ELECT 10UF-MVG/25V		D050100084200S		
	C373-375	nsp	C,CERAMIC 1000PF-K/50V		D011102177101S		
	C376	nsp	C,CERAMIC 10UF-K/16V		D011106573200S		
	C377-379	nsp	C,CERAMIC 0.01UF-K/50V		D011103177101S		
	C380	nsp	C,CERAMIC 10UF-K/16V		D011106573200S		
	C381,382	nsp	C,CERAMIC 0.01UF-K/50V		D011103177101S		
	C383,384	nsp	C,CERAMIC 10UF-K/25V		D011106574300S		
	C385,386	nsp	C,CERAMIC 10UF-K/16V		D011106573200S		
	C387	??????	CE67C0J220MT(PXA)		134750095503S		
	C390-392	nsp	C,CERAMIC 0.1UF-K/50V		D011104577160S		
	C449-454	nsp	C,CERAMIC 0.1UF-K/50V		D011104177101S		
	C455,456	nsp	C,CERAMIC 0.01UF-K/50V		D011103177101S		
	C457,458	nsp	C,CERAMIC 0.1UF-K/50V		D011104177101S		
	C459	nsp	C,CERAMIC 0.01UF-K/50V		D011103177101S		
	C460-464	nsp	C,CERAMIC 0.1UF-K/50V		D011104177101S		
	C469	nsp	C,CERAMIC 1000PF-K/50V		D011102177101S		
	C470,471	nsp	C,CERAMIC 0.1UF-K/50V		D011104177101S		
	C472	nsp	C,CERAMIC 1000PF-K/50V		D011102177101S		
	C473	nsp	C,CERAMIC 0.1UF-K/50V		D011104177101S		
	C474	nsp	C,CERAMIC 1000PF-K/50V		D011102177101S		
	C475,476	nsp	C,CERAMIC 0.1UF-K/50V		D011104177101S		
	C477	nsp	C,CERAMIC 2200PF-K/50V		D011222177101S		
	C479	nsp	C,CERAMIC 0.1UF-K/50V		D011104577160S		
	C482	nsp	CERAMIC 10UF-K/16V		D011106573200S		



	Ref. No.	Part No.	Part Name	Remarks		Q'ty	New
	C495	nsp	C,CERAMIC 0.1UF-K/50V		D011104177101S		
OTHERS PARTS GROUP							
	BD1 BD2	963115003230S 00D9630223009	COIL,BEAD CBW160808U121T R,THICK 0-J,1/16W		D340160811210S C20000006M160S		
	CB1,2	963119004270S	COIL,BEAD BLM21PG221SN1		D340201212210S		
	CB3 CB4 CB5 CB6-8 CB9-11	963115003230S 963119004270S 963115003230S 963119004270S 00D9630338800	COIL,BEAD CBW160808U121T COIL,BEAD BLM21PG221SN1 COIL,BEAD CBW160808U121T COIL,BEAD BLM21PG221SN1 COIL,CHIP FLC32C220K 22UH		D340160811210S D340201212210S D340160811210S D340201212210S D307322200220S		
	CN1011 CN1013 CN1100 CN1102	nsp nsp nsp	CN.WAFER 7P CN.WAFER 16P CN.WAFER 19P CN.WAFER 19P		L101100030710S L101100031610S L101100031910S L101100031910S		
	CP1003 JACK1-3 JACK5	nsp 00D9630388504 00D9630388504	CN.WAFER 10P 19PIN HDMI CONNECTOR 19PIN HDMI CONNECTOR		L101200101020S L109100190020S L109100190020S		
	L1,2 L4 TP14,15	963115004260S 963115004260S 963644002240S	COIL,INDUCTOR B82464Z4472M COIL,INDUCTOR B82464Z4472M CN.FPC 11P		D310824644720S D310824644720S L130961110010S		
	TP21 X1 X2 X3	00D9630342508 00D3991054900 00D3991053901 141810019508S	CN.FPC 7P CRYSTAL CHIP FCX-03(20.815MHz) CRYSTAL CHIP FCX-03(24.5760MHz) DENON TXC7A(16MHZ)		L130961070010S E80520R815010S E80524R576010S T141810019508S		
	XTAL1,2 LUG1	00D3991052902 nsp	CRYSTAL CHIP FCX-03(28.6363MHz) RING,TER WIRE		E80528R630010S 8410101010070S		
		nsp nsp	HEAT SINK PLATE HDMI		2120211498000S 4470211716100S		

PCB 7CHAMP ASS'Y (1910/790 model)

	Ref. No.	Part No.	Part Name	Remarks		Q'ty	New
SEMICONDUCTORS GROUP							
	Q1201	00D9600196302	TR KTA1268BL		J5001268B0050S		
	Q1204C	00D9600196700	TR KTC3200BL		J5023200B0050S		
	Q1204FL	00D9600196700	TR KTC3200BL		J5023200B0050S		
	Q1204FR	00D9600196700	TR KTC3200BL		J5023200B0050S		
	Q1204SBL	00D9600196700	TR KTC3200BL		J5023200B0050S		
	Q1204SBR	00D9600196700	TR KTC3200BL		J5023200B0050S		
	Q1204SL	00D9600196700	TR KTC3200BL		J5023200B0050S		
	Q1204SR	00D9600196700	TR KTC3200BL		J5023200B0050S		
	Q1206C	00D9600196205	TR KSA992F		J5000992F0050S		
	Q1206FL	00D9600196205	TR KSA992F		J5000992F0050S		
	Q1206FR	00D9600196205	TR KSA992F		J5000992F0050S		
	Q1206SBL	00D9600196205	TR KSA992F		J5000992F0050S		
	Q1206SBR	00D9600196205	TR KSA992F		J5000992F0050S		
	Q1206SL	00D9600196205	TR KSA992F		J5000992F0050S		
	Q1206SR	00D9600196205	TR KSA992F		J5000992F0050S		
	Q1207C	00D9600196205	TR KSA992F		J5000992F0050S		
	Q1207FL	00D9600196205	TR KSA992F		J5000992F0050S		
	Q1207FR	00D9600196205	TR KSA992F		J5000992F0050S		
	Q1207SBL	00D9600196205	TR KSA992F		J5000992F0050S		
	Q1207SBR	00D9600196205	TR KSA992F		J5000992F0050S		
	Q1207SL	00D9600196205	TR KSA992F		J5000992F0050S		
	Q1207SR	00D9600196205	TR KSA992F		J5000992F0050S		
	Q1208C	00D9600196700	TR KTC3200BL		J5023200B0050S		
	Q1208FL	00D9600196700	TR KTC3200BL		J5023200B0050S		
	Q1208FR	00D9600196700	TR KTC3200BL		J5023200B0050S		
	Q1208SBL	00D9600196700	TR KTC3200BL		J5023200B0050S		
	Q1208SBR	00D9600196700	TR KTC3200BL		J5023200B0050S		
	Q1208SL	00D9600196700	TR KTC3200BL		J5023200B0050S		
	Q1208SR	00D9600196700	TR KTC3200BL		J5023200B0050S		
	Q1209C	00D2710318909	TR 2SA 2N5401S		J520254010010S		
	Q1209FL	00D2710318909	TR 2SA 2N5401S		J520254010010S		
	Q1209FR	00D2710318909	TR 2SA 2N5401S		J520254010010S		
	Q1209SBL	00D2710318909	TR 2SA 2N5401S		J520254010010S		
	Q1209SBR	00D2710318909	TR 2SA 2N5401S		J520254010010S		
	Q1209SL	00D2710318909	TR 2SA 2N5401S		J520254010010S		
	Q1209SR	00D2710318909	TR 2SA 2N5401S		J520254010010S		
	D1201C	00D9630355401	D,SWITCHING KDS4148U		K005041480030S		
	D1201FL	00D9630355401	D,SWITCHING KDS4148U		K005041480030S		
	D1201FR	00D9630355401	D,SWITCHING KDS4148U		K005041480030S		
	D1201SBL	00D9630355401	D,SWITCHING KDS4148U		K005041480030S		
	D1201SBR	00D9630355401	D,SWITCHING KDS4148U		K005041480030S		
	D1201SL	00D9630355401	D,SWITCHING KDS4148U		K005041480030S		
	D1201SR	00D9630355401	D,SWITCHING KDS4148U		K005041480030S		
	D1202C	00D9630355401	D,SWITCHING KDS4148U		K005041480030S		
	D1202FL	00D9630355401	D,SWITCHING KDS4148U		K005041480030S		
	D1202FR	00D9630355401	D,SWITCHING KDS4148U		K005041480030S		
	D1202SBL	00D9630355401	D,SWITCHING KDS4148U		K005041480030S		
	D1202SBR	00D9630355401	D,SWITCHING KDS4148U		K005041480030S		
	D1202SL	00D9630355401	D,SWITCHING KDS4148U		K005041480030S		
	D1202SR	00D9630355401	D,SWITCHING KDS4148U		K005041480030S		
	D1205C	00D9630020309	D,SWITCHING 1SS133T		K000013300520S		
	D1205FL	00D9630020309	D,SWITCHING 1SS133T		K000013300520S		
	D1205FR	00D9630020309	D,SWITCHING 1SS133T		K000013300520S		

	Ref. No.	Part No.	Part Name	Remarks		Q'ty	New
	D1205SBL	00D9630020309	D,SWITCHING 1SS133T		K000013300520S		
	D1205SBR	00D9630020309	D,SWITCHING 1SS133T		K000013300520S		
	D1205SL	00D9630020309	D,SWITCHING 1SS133T		K000013300520S		
	D1205SR	00D9630020309	D,SWITCHING 1SS133T		K000013300520S		
	D1206C	00D9630020309	D,SWITCHING 1SS133T		K000013300520S		
	D1206FL	00D9630020309	D,SWITCHING 1SS133T		K000013300520S		
	D1206FR	00D9630020309	D,SWITCHING 1SS133T		K000013300520S		
	D1206SBL	00D9630020309	D,SWITCHING 1SS133T		K000013300520S		
	D1206SBR	00D9630020309	D,SWITCHING 1SS133T		K000013300520S		
	D1206SL	00D9630020309	D,SWITCHING 1SS133T		K000013300520S		
	D1206SR	00D9630020309	D,SWITCHING 1SS133T		K000013300520S		
RESISTORS GROUP							
	R1201	00D9630215907	R,METAL FILM 4.7-J,1W		C0604R7065050S		
	R1203	00D9639005639	R,METAL FILM 100-J,1W		C060010165060S		
	R1207C	00D9639005642	R,METAL FILM 1.2K-J,1W		C060012265050S		
	R1207FL	00D9639005642	R,METAL FILM 1.2K-J,1W		C060012265050S		
	R1207FR	00D9639005642	R,METAL FILM 1.2K-J,1W		C060012265050S		
	R1207SBL	00D9639005642	R,METAL FILM 1.2K-J,1W		C060012265050S		
	R1207SBR	00D9639005642	R,METAL FILM 1.2K-J,1W		C060012265050S		
	R1207SL	00D9639005642	R,METAL FILM 1.2K-J,1W		C060012265050S		
	R1207SR	00D9639005642	R,METAL FILM 1.2K-J,1W		C060012265050S		
	R1218C	00D9639006256	R,FIXED 1WJ-10		N113135610020S		
	R1218FL	00D9639006256	R,FIXED 1WJ-10		N113135610020S		
	R1218FR	00D9639006256	R,FIXED 1WJ-10		N113135610020S		
	R1218SBL	00D9639006256	R,FIXED 1WJ-10		N113135610020S		
	R1218SBR	00D9639006256	R,FIXED 1WJ-10		N113135610020S		
	R1218SL	00D9639006256	R,FIXED 1WJ-10		N113135610020S		
	R1218SR	00D9639006256	R,FIXED 1WJ-10		N113135610020S		
	R1222C	00D9609010719	R,METAL FILM 47-J,1W		C060047065060S		
	R1222FL	00D9609010719	R,METAL FILM 47-J,1W		C060047065060S		
	R1222FR	00D9609010719	R,METAL FILM 47-J,1W		C060047065060S		
	R1222SBL	00D9609010719	R,METAL FILM 47-J,1W		C060047065060S		
	R1222SBR	00D9609010719	R,METAL FILM 47-J,1W		C060047065060S		
	R1222SL	00D9609010719	R,METAL FILM 47-J,1W		C060047065060S		
	R1222SR	00D9609010719	R,METAL FILM 47-J,1W		C060047065060S		
	R1231C	00D9630345903	R,FIXED 2WJ-0.47		N113136647820S		
	R1231FL	00D9630345903	R,FIXED 2WJ-0.47		N113136647820S		
	R1231FR	00D9630345903	R,FIXED 2WJ-0.47		N113136647820S		
	R1231SBL	00D9630345903	R,FIXED 2WJ-0.47		N113136647820S		
	R1231SBR	00D9630345903	R,FIXED 2WJ-0.47		N113136647820S		
	R1231SL	00D9630345903	R,FIXED 2WJ-0.47		N113136647820S		
	R1231SR	00D9630345903	R,FIXED 2WJ-0.47		N113136647820S		
	R1232C	00D9630345903	R,FIXED 2WJ-0.47		N113136647820S		
	R1232FL	00D9630345903	R,FIXED 2WJ-0.47		N113136647820S		
	R1232FR	00D9630345903	R,FIXED 2WJ-0.47		N113136647820S		
	R1232SBL	00D9630345903	R,FIXED 2WJ-0.47		N113136647820S		
	R1232SBR	00D9630345903	R,FIXED 2WJ-0.47		N113136647820S		
	R1232SL	00D9630345903	R,FIXED 2WJ-0.47		N113136647820S		
	R1232SR	00D9630345903	R,FIXED 2WJ-0.47		N113136647820S		
	R1234C	00D9639006285	R,FIXED 1WJ-5.6K		N113135656220S		
	R1234FL	00D9639006285	R,FIXED 1WJ-5.6K		N113135656220S		
	R1234FR	00D9639006285	R,FIXED 1WJ-5.6K		N113135656220S		
	R1234SBL	00D9639006285	R,FIXED 1WJ-5.6K		N113135656220S		
	R1234SBR	00D9639006285	R,FIXED 1WJ-5.6K		N113135656220S		

	Ref. No.	Part No.	Part Name	Remarks		Q'ty	New
	R1234SL	00D9639006285	R, FIXED 1WJ-5.6K		N113135656220S		
	R1234SR	00D9639006285	R, FIXED 1WJ-5.6K		N113135656220S		
	R1235C	00D9639006285	R, FIXED 1WJ-5.6K		N113135656220S		
	R1235FL	00D9639006285	R, FIXED 1WJ-5.6K		N113135656220S		
	R1235FR	00D9639006285	R, FIXED 1WJ-5.6K		N113135656220S		
	R1235SBL	00D9639006285	R, FIXED 1WJ-5.6K		N113135656220S		
	R1235SBR	00D9639006285	R, FIXED 1WJ-5.6K		N113135656220S		
	R1235SL	00D9639006285	R, FIXED 1WJ-5.6K		N113135656220S		
	R1235SR	00D9639006285	R, FIXED 1WJ-5.6K		N113135656220S		
	R1236C	00D9630215907	R, METAL FILM 4.7-J, 1W		C0604R7065050S		
	R1236FL	00D9630215907	R, METAL FILM 4.7-J, 1W		C0604R7065050S		
	R1236FR	00D9630215907	R, METAL FILM 4.7-J, 1W		C0604R7065050S		
	R1236SBL	00D9630215907	R, METAL FILM 4.7-J, 1W		C0604R7065050S		
	R1236SBR	00D9630215907	R, METAL FILM 4.7-J, 1W		C0604R7065050S		
	R1236SL	00D9630215907	R, METAL FILM 4.7-J, 1W		C0604R7065050S		
	R1236SR	00D9630215907	R, METAL FILM 4.7-J, 1W		C0604R7065050S		
	R1237C	00D9630215907	R, METAL FILM 4.7-J, 1W		C0604R7065050S		
	R1237FL	00D9630215907	R, METAL FILM 4.7-J, 1W		C0604R7065050S		
	R1237FR	00D9630215907	R, METAL FILM 4.7-J, 1W		C0604R7065050S		
	R1237SBL	00D9630215907	R, METAL FILM 4.7-J, 1W		C0604R7065050S		
	R1237SBR	00D9630215907	R, METAL FILM 4.7-J, 1W		C0604R7065050S		
	R1237SL	00D9630215907	R, METAL FILM 4.7-J, 1W		C0604R7065050S		
	R1237SR	00D9630215907	R, METAL FILM 4.7-J, 1W		C0604R7065050S		
	R1238C	00D9630345903	R, FIXED 2WJ-0.47		N113136647820S		
	R1238FL	00D9630345903	R, FIXED 2WJ-0.47		N113136647820S		
	R1238FR	00D9630345903	R, FIXED 2WJ-0.47		N113136647820S		
	R1238SBL	00D9630345903	R, FIXED 2WJ-0.47		N113136647820S		
	R1238SBR	00D9630345903	R, FIXED 2WJ-0.47		N113136647820S		
	R1238SL	00D9630345903	R, FIXED 2WJ-0.47		N113136647820S		
	R1238SR	00D9630345903	R, FIXED 2WJ-0.47		N113136647820S		
	R1239C	00D9630345903	R, FIXED 2WJ-0.47		N113136647820S		
	R1239FL	00D9630345903	R, FIXED 2WJ-0.47		N113136647820S		
	R1239FR	00D9630345903	R, FIXED 2WJ-0.47		N113136647820S		
	R1239SBL	00D9630345903	R, FIXED 2WJ-0.47		N113136647820S		
	R1239SBR	00D9630345903	R, FIXED 2WJ-0.47		N113136647820S		
	R1239SL	00D9630345903	R, FIXED 2WJ-0.47		N113136647820S		
	R1239SR	00D9630345903	R, FIXED 2WJ-0.47		N113136647820S		
CAPACITORS GROUP							
	C1201	00D9630324005	C, ELECT 100UF-M/100V		D04010108C240S		
	C1202	00D9639005804	C, ELECT 100UF-M/25V		D040101084060S		
	C1202C	00D9630234205	C, ELECT 10UF-M/50V		D040100087070S		
	C1202FL	00D9609010133	C, ELECT 220UF-M/35V		D040221085060S		
	C1202FR	00D9609010133	C, ELECT 220UF-M/35V		D040221085060S		
	C1202SBL	00D9630234205	C, ELECT 10UF-M/50V		D040100087070S		
	C1202SBR	00D9630234205	C, ELECT 10UF-M/50V		D040100087070S		
	C1202SL	00D9630234205	C, ELECT 10UF-M/50V		D040100087070S		
	C1202SR	00D9630234205	C, ELECT 10UF-M/50V		D040100087070S		
	C1203, 1204	00D9630234302	C, ELECT 10UF-M/100V		D04010008C050S		
	C1209C	00D9630234205	C, ELECT 10UF-M/50V		D040100087070S		
	C1209FL	00D9630234205	C, ELECT 10UF-M/50V		D040100087070S		
	C1209FR	00D9630234205	C, ELECT 10UF-M/50V		D040100087070S		
	C1209SBL	00D9630234205	C, ELECT 10UF-M/50V		D040100087070S		
	C1209SBR	00D9630234205	C, ELECT 10UF-M/50V		D040100087070S		
	C1209SL	00D9630234205	C, ELECT 10UF-M/50V		D040100087070S		

	Ref. No.	Part No.	Part Name	Remarks		Q'ty	New
	C1209SR	00D9630234205	C,ELECT 10UF-M/50V		D040100087070S		
	C1210C	nsp	C,CERAMIC 470PF-K/500V		D00447127D050S		
	C1210FL	nsp	C,CERAMIC 470PF-K/500V		D00447127D050S		
	C1210FR	nsp	C,CERAMIC 470PF-K/500V		D00447127D050S		
	C1210SBL	nsp	C,CERAMIC 470PF-K/500V		D00447127D050S		
	C1210SBR	nsp	C,CERAMIC 470PF-K/500V		D00447127D050S		
	C1210SL	nsp	C,CERAMIC 470PF-K/500V		D00447127D050S		
	C1210SR	nsp	C,CERAMIC 470PF-K/500V		D00447127D050S		
	C1211C	nsp	C,CERAMIC 220PF-J/500V		D00422106D05CS		
	C1211FL	nsp	C,CERAMIC 220PF-J/500V		D00422106D05CS		
	C1211FR	nsp	C,CERAMIC 220PF-J/500V		D00422106D05CS		
	C1211SBL	nsp	C,CERAMIC 220PF-J/500V		D00422106D05CS		
	C1211SBR	nsp	C,CERAMIC 220PF-J/500V		D00422106D05CS		
	C1211SL	nsp	C,CERAMIC 220PF-J/500V		D00422106D05CS		
	C1211SR	nsp	C,CERAMIC 220PF-J/500V		D00422106D05CS		
	C1212C	nsp	C,FILM 0.0022UF-J/100V		D02022206C060S		
	C1212FL	nsp	C,FILM 0.0022UF-J/100V		D02022206C060S		
	C1212FR	nsp	C,FILM 0.0022UF-J/100V		D02022206C060S		
	C1212SBL	nsp	C,FILM 0.0022UF-J/100V		D02022206C060S		
	C1212SBR	nsp	C,FILM 0.0022UF-J/100V		D02022206C060S		
	C1212SL	nsp	C,FILM 0.0022UF-J/100V		D02022206C060S		
	C1212SR	nsp	C,FILM 0.0022UF-J/100V		D02022206C060S		
	C1213C	00D9630293709	C,ELECT 100UF-M/10V		D040101082070S		
	C1213FL	00D9609010133	C,ELECT 220UF-M/35V		D040221085060S		
	C1213FR	00D9609010133	C,ELECT 220UF-M/35V		D040221085060S		
	C1213SBL	00D9630293709	C,ELECT 100UF-M/10V		D040101082070S		
	C1213SBR	00D9630293709	C,ELECT 100UF-M/10V		D040101082070S		
	C1213SL	00D9630293709	C,ELECT 100UF-M/10V		D040101082070S		
	C1213SR	00D9630293709	C,ELECT 100UF-M/10V		D040101082070S		
	C1214C	00D9630216100	C,CERAMIC 33PF-J/500V		D00033006D050S		
	C1214FL	00D9630216100	C,CERAMIC 33PF-J/500V		D00033006D050S		
	C1214FR	00D9630216100	C,CERAMIC 33PF-J/500V		D00033006D050S		
	C1214SBL	00D9630216100	C,CERAMIC 33PF-J/500V		D00033006D050S		
	C1214SBR	00D9630216100	C,CERAMIC 33PF-J/500V		D00033006D050S		
	C1214SL	00D9630216100	C,CERAMIC 33PF-J/500V		D00033006D050S		
	C1214SR	00D9630216100	C,CERAMIC 33PF-J/500V		D00033006D050S		
	C1215C	00D9630234506	C,ELECT 47UF-M/50V (Pb Free)		D040470087070S		
	C1215FL	00D9630234506	C,ELECT 47UF-M/50V (Pb Free)		D040470087070S		
	C1215FR	00D9630234506	C,ELECT 47UF-M/50V (Pb Free)		D040470087070S		
	C1215SBL	00D9630234506	C,ELECT 47UF-M/50V (Pb Free)		D040470087070S		
	C1215SBR	00D9630234506	C,ELECT 47UF-M/50V (Pb Free)		D040470087070S		
	C1215SL	00D9630234506	C,ELECT 47UF-M/50V (Pb Free)		D040470087070S		
	C1215SR	00D9630234506	C,ELECT 47UF-M/50V (Pb Free)		D040470087070S		
	C1216C	nsp	C,CERAMIC 0.1UF-K/50V		D011104577160S		
	C1216FL	nsp	C,CERAMIC 0.1UF-K/50V		D011104577160S		
	C1216FR	nsp	C,CERAMIC 0.1UF-K/50V		D011104577160S		
	C1216SBL	nsp	C,CERAMIC 0.1UF-K/50V		D011104577160S		
	C1216SBR	nsp	C,CERAMIC 0.1UF-K/50V		D011104577160S		
	C1216SL	nsp	C,CERAMIC 0.1UF-K/50V		D011104577160S		
	C1216SR	nsp	C,CERAMIC 0.1UF-K/50V		D011104577160S		
OTHERS PARTS GROUP							
	CN1000	nsp	CN,WIRE 5P		L000171052050S		
	CN1005	nsp	CN,WIRE 4P		L002101042620S		
	CN1200	nsp	CN,WIRE 13P		L002111132620S		

	Ref. No.	Part No.	Part Name	Remarks		Q'ty	New
	CN1309	nsp	CN,WIRE 2P		L000291020020S		
	CP1001		CN.WAFER 4P		L102526700400S		
	L1201C	00D9630049005	COIL INDUCTOR 0.5UH		D330R50000000S		
	L1201FL	00D9630049005	COIL INDUCTOR 0.5UH		D330R50000000S		
	L1201FR	00D9630049005	COIL INDUCTOR 0.5UH		D330R50000000S		
	L1201SBL	00D9630049005	COIL INDUCTOR 0.5UH		D330R50000000S		
	L1201SBR	00D9630049005	COIL INDUCTOR 0.5UH		D330R50000000S		
	L1201SL	00D9630049005	COIL INDUCTOR 0.5UH		D330R50000000S		
	L1201SR	00D9630049005	COIL INDUCTOR 0.5UH		D330R50000000S		
	BK1200	nsp	BRACKET 0.8t/SCREW		4010210196100S		
	P1200C	963252004160S	POSISTOR 18BC471QB5RB		F320184710050S		
	P1200FL	963252004160S	POSISTOR 18BC471QB5RB		F320184710050S		
	P1200FR	963252004160S	POSISTOR 18BC471QB5RB		F320184710050S		
	P1200SBL	963252004160S	POSISTOR 18BC471QB5RB		F320184710050S		
	P1200SBR	963252004160S	POSISTOR 18BC471QB5RB		F320184710050S		
	P1200SL	963252004160S	POSISTOR 18BC471QB5RB		F320184710050S		
	P1200SR	963252004160S	POSISTOR 18BC471QB5RB		F320184710050S		
	T1201C	nsp	CN.WAFER 3P		L101200100320S		
	T1201FL	nsp	CN.WAFER 3P		L101200100320S		
	T1201FR	nsp	CN.WAFER 3P		L101200100320S		
	T1201SBL	nsp	CN.WAFER 3P		L101200100320S		
	T1201SBR	nsp	CN.WAFER 3P		L101200100320S		
	T1201SL	nsp	CN.WAFER 3P		L101200100320S		
	T1201SR	nsp	CN.WAFER 3P		L101200100320S		
	V1201C	00D9630366407	VR,SEMI CARBON EVN-DCAA03B 1KB		C541102315000S		
	V1201FL	00D9630366407	VR,SEMI CARBON EVN-DCAA03B 1KB		C541102315000S		
	V1201FR	00D9630366407	VR,SEMI CARBON EVN-DCAA03B 1KB		C541102315000S		
	V1201SBL	00D9630366407	VR,SEMI CARBON EVN-DCAA03B 1KB		C541102315000S		
	V1201SBR	00D9630366407	VR,SEMI CARBON EVN-DCAA03B 1KB		C541102315000S		
	V1201SL	00D9630366407	VR,SEMI CARBON EVN-DCAA03B 1KB		C541102315000S		
	V1201SR	00D9630366407	VR,SEMI CARBON EVN-DCAA03B 1KB		C541102315000S		
	Z1201C	00D9630367008	D,ZENER 0.2W 3.3V UDZ		K06603R34P400S		
	Z1201FL	00D9630367008	D,ZENER 0.2W 3.3V UDZ		K06603R34P400S		
	Z1201FR	00D9630367008	D,ZENER 0.2W 3.3V UDZ		K06603R34P400S		
	Z1201SBL	00D9630367008	D,ZENER 0.2W 3.3V UDZ		K06603R34P400S		
	Z1201SBR	00D9630367008	D,ZENER 0.2W 3.3V UDZ		K06603R34P400S		
	Z1201SL	00D9630367008	D,ZENER 0.2W 3.3V UDZ		K06603R34P400S		
	Z1201SR	00D9630367008	D,ZENER 0.2W 3.3V UDZ		K06603R34P400S		
	Z1202C	00D9630382209	D,ZENER 0.2W 3.0V UDZ		K06603R04P400S		
	Z1202FL	00D9630382209	D,ZENER 0.2W 3.0V UDZ		K06603R04P400S		
	Z1202FR	00D9630382209	D,ZENER 0.2W 3.0V UDZ		K06603R04P400S		
	Z1202SBL	00D9630382209	D,ZENER 0.2W 3.0V UDZ		K06603R04P400S		
	Z1202SBR	00D9630382209	D,ZENER 0.2W 3.0V UDZ		K06603R04P400S		
	Z1202SL	00D9630382209	D,ZENER 0.2W 3.0V UDZ		K06603R04P400S		
	Z1202SR	00D9630382209	D,ZENER 0.2W 3.0V UDZ		K06603R04P400S		

PCB 5CHAMP ASS'Y (1610/1620/590 model)

	Ref. No.	Part No.	Part Name	Remarks		Q'ty	New
SEMICONDUCTORS GROUP							
	Q1201	00D9600196302	TR KTA1268BL		J5001268B0050S		
	Q1204C	00D9600196700	TR KTC3200BL		J5023200B0050S		
	Q1204FL	00D9600196700	TR KTC3200BL		J5023200B0050S		
	Q1204FR	00D9600196700	TR KTC3200BL		J5023200B0050S		
	Q1204SL	00D9600196700	TR KTC3200BL		J5023200B0050S		
	Q1204SR	00D9600196700	TR KTC3200BL		J5023200B0050S		
	Q1206C	00D9600196205	TR KSA992F		J5000992F0050S		
	Q1206FL	00D9600196205	TR KSA992F		J5000992F0050S		
	Q1206FR	00D9600196205	TR KSA992F		J5000992F0050S		
	Q1206SL	00D9600196205	TR KSA992F		J5000992F0050S		
	Q1206SR	00D9600196205	TR KSA992F		J5000992F0050S		
	Q1207C	00D9600196205	TR KSA992F		J5000992F0050S		
	Q1207FL	00D9600196205	TR KSA992F		J5000992F0050S		
	Q1207FR	00D9600196205	TR KSA992F		J5000992F0050S		
	Q1207SL	00D9600196205	TR KSA992F		J5000992F0050S		
	Q1207SR	00D9600196205	TR KSA992F		J5000992F0050S		
	Q1208C	00D9600196700	TR KTC3200BL		J5023200B0050S		
	Q1208FL	00D9600196700	TR KTC3200BL		J5023200B0050S		
	Q1208FR	00D9600196700	TR KTC3200BL		J5023200B0050S		
	Q1208SL	00D9600196700	TR KTC3200BL		J5023200B0050S		
	Q1208SR	00D9600196700	TR KTC3200BL		J5023200B0050S		
	Q1209C	00D2710318909	TR 2SA 2N5401S		J520254010010S		
	Q1209FL	00D2710318909	TR 2SA 2N5401S		J520254010010S		
	Q1209FR	00D2710318909	TR 2SA 2N5401S		J520254010010S		
	Q1209SL	00D2710318909	TR 2SA 2N5401S		J520254010010S		
	Q1209SR	00D2710318909	TR 2SA 2N5401S		J520254010010S		
	D1201C	00D9630355401	D,SWITCHING KDS4148U		K005041480030S		
	D1201FL	00D9630355401	D,SWITCHING KDS4148U		K005041480030S		
	D1201FR	00D9630355401	D,SWITCHING KDS4148U		K005041480030S		
	D1201SL	00D9630355401	D,SWITCHING KDS4148U		K005041480030S		
	D1201SR	00D9630355401	D,SWITCHING KDS4148U		K005041480030S		
	D1202C	00D9630355401	D,SWITCHING KDS4148U		K005041480030S		
	D1202FL	00D9630355401	D,SWITCHING KDS4148U		K005041480030S		
	D1202FR	00D9630355401	D,SWITCHING KDS4148U		K005041480030S		
	D1202SL	00D9630355401	D,SWITCHING KDS4148U		K005041480030S		
	D1202SR	00D9630355401	D,SWITCHING KDS4148U		K005041480030S		
	D1205C	00D9630020309	D,SWITCHING 1SS133T		K000013300520S		
	D1205FL	00D9630020309	D,SWITCHING 1SS133T		K000013300520S		
	D1205FR	00D9630020309	D,SWITCHING 1SS133T		K000013300520S		
	D1205SL	00D9630020309	D,SWITCHING 1SS133T		K000013300520S		
	D1205SR	00D9630020309	D,SWITCHING 1SS133T		K000013300520S		
	D1206C	00D9630020309	D,SWITCHING 1SS133T		K000013300520S		
	D1206FL	00D9630020309	D,SWITCHING 1SS133T		K000013300520S		
	D1206FR	00D9630020309	D,SWITCHING 1SS133T		K000013300520S		
	D1206SL	00D9630020309	D,SWITCHING 1SS133T		K000013300520S		
	D1206SR	00D9630020309	D,SWITCHING 1SS133T		K000013300520S		
RESISTORS GROUP							
	R1201	00D9630215907	R,METAL FILM 4.7-J,1W		C0604R7065050S		
	R1203	00D9639005639	R,METAL FILM 100-J,1W		C060010165060S		
	R1207C	00D9639005642	R,METAL FILM 1.2K-J,1W		C060012265050S		
	R1207FL	00D9639005642	R,METAL FILM 1.2K-J,1W		C060012265050S		

	Ref. No.	Part No.	Part Name	Remarks		Q'ty	New
	R1207FR	00D9639005642	R,METAL FILM 1.2K-J,1W		C060012265050S		
	R1207SL	00D9639005642	R,METAL FILM 1.2K-J,1W		C060012265050S		
	R1207SR	00D9639005642	R,METAL FILM 1.2K-J,1W		C060012265050S		
	R1218C	00D9639006256	R,FIXED 1WJ-10		N113135610020S		
	R1218FL	00D9639006256	R,FIXED 1WJ-10		N113135610020S		
	R1218FR	00D9639006256	R,FIXED 1WJ-10		N113135610020S		
	R1218SL	00D9639006256	R,FIXED 1WJ-10		N113135610020S		
	R1218SR	00D9639006256	R,FIXED 1WJ-10		N113135610020S		
	R1222C	00D9609010719	R,METAL FILM 47-J,1W		C060047065060S		
	R1222FL	00D9609010719	R,METAL FILM 47-J,1W		C060047065060S		
	R1222FR	00D9609010719	R,METAL FILM 47-J,1W		C060047065060S		
	R1222SL	00D9609010719	R,METAL FILM 47-J,1W		C060047065060S		
	R1222SR	00D9609010719	R,METAL FILM 47-J,1W		C060047065060S		
	R1231C	00D9630345903	R,FIXED 2WJ-0.47		N113136647820S		
	R1231FL	00D9630345903	R,FIXED 2WJ-0.47		N113136647820S		
	R1231FR	00D9630345903	R,FIXED 2WJ-0.47		N113136647820S		
	R1231SL	00D9630345903	R,FIXED 2WJ-0.47		N113136647820S		
	R1231SR	00D9630345903	R,FIXED 2WJ-0.47		N113136647820S		
	R1232C	00D9630345903	R,FIXED 2WJ-0.47		N113136647820S		
	R1232FL	00D9630345903	R,FIXED 2WJ-0.47		N113136647820S		
	R1232FR	00D9630345903	R,FIXED 2WJ-0.47		N113136647820S		
	R1232SL	00D9630345903	R,FIXED 2WJ-0.47		N113136647820S		
	R1232SR	00D9630345903	R,FIXED 2WJ-0.47		N113136647820S		
	R1234C	00D9639006285	R,FIXED 1WJ-5.6K		N113135656220S		
	R1234FL	00D9639006285	R,FIXED 1WJ-5.6K		N113135656220S		
	R1234FR	00D9639006285	R,FIXED 1WJ-5.6K		N113135656220S		
	R1234SL	00D9639006285	R,FIXED 1WJ-5.6K		N113135656220S		
	R1234SR	00D9639006285	R,FIXED 1WJ-5.6K		N113135656220S		
	R1235C	00D9639006285	R,FIXED 1WJ-5.6K		N113135656220S		
	R1235FL	00D9639006285	R,FIXED 1WJ-5.6K		N113135656220S		
	R1235FR	00D9639006285	R,FIXED 1WJ-5.6K		N113135656220S		
	R1235SL	00D9639006285	R,FIXED 1WJ-5.6K		N113135656220S		
	R1235SR	00D9639006285	R,FIXED 1WJ-5.6K		N113135656220S		
	R1236C	00D9630215907	R,METAL FILM 4.7-J,1W		C0604R7065050S		
	R1236FL	00D9630215907	R,METAL FILM 4.7-J,1W		C0604R7065050S		
	R1236FR	00D9630215907	R,METAL FILM 4.7-J,1W		C0604R7065050S		
	R1236SL	00D9630215907	R,METAL FILM 4.7-J,1W		C0604R7065050S		
	R1236SR	00D9630215907	R,METAL FILM 4.7-J,1W		C0604R7065050S		
	R1237C	00D9630215907	R,METAL FILM 4.7-J,1W		C0604R7065050S		
	R1237FL	00D9630215907	R,METAL FILM 4.7-J,1W		C0604R7065050S		
	R1237FR	00D9630215907	R,METAL FILM 4.7-J,1W		C0604R7065050S		
	R1237SL	00D9630215907	R,METAL FILM 4.7-J,1W		C0604R7065050S		
	R1237SR	00D9630215907	R,METAL FILM 4.7-J,1W		C0604R7065050S		
	R1238C	00D9630345903	R,FIXED 2WJ-0.47		N113136647820S		
	R1238FL	00D9630345903	R,FIXED 2WJ-0.47		N113136647820S		
	R1238FR	00D9630345903	R,FIXED 2WJ-0.47		N113136647820S		
	R1238SL	00D9630345903	R,FIXED 2WJ-0.47		N113136647820S		
	R1238SR	00D9630345903	R,FIXED 2WJ-0.47		N113136647820S		
	R1239C	00D9630345903	R,FIXED 2WJ-0.47		N113136647820S		
	R1239FL	00D9630345903	R,FIXED 2WJ-0.47		N113136647820S		
	R1239FR	00D9630345903	R,FIXED 2WJ-0.47		N113136647820S		
	R1239SL	00D9630345903	R,FIXED 2WJ-0.47		N113136647820S		
	R1239SR	00D9630345903	R,FIXED 2WJ-0.47		N113136647820S		

	Ref. No.	Part No.	Part Name	Remarks		Q'ty	New
CAPACITORS GROUP							
	C1201	00D9630324005	C,ELECT 100UF-M/100V		D04010108C240S		
	C1202	00D9639005804	C,ELECT 100UF-M/25V		D040101084060S		
	C1202C	00D9630234205	C,ELECT 10UF-M/50V		D040100087070S		
	C1202FL	00D9609010133	C,ELECT 220UF-M/35V		D040221085060S		
	C1202FR	00D9609010133	C,ELECT 220UF-M/35V		D040221085060S		
	C1202SL	00D9630234205	C,ELECT 10UF-M/50V		D040100087070S		
	C1202SR	00D9630234205	C,ELECT 10UF-M/50V		D040100087070S		
	C1203,1204	00D9630234302	C,ELECT 10UF-M/100V		D04010008C050S		
	C1209C	00D9630234205	C,ELECT 10UF-M/50V		D040100087070S		
	C1209FL	00D9630234205	C,ELECT 10UF-M/50V		D040100087070S		
	C1209FR	00D9630234205	C,ELECT 10UF-M/50V		D040100087070S		
	C1209SL	00D9630234205	C,ELECT 10UF-M/50V		D040100087070S		
	C1209SR	00D9630234205	C,ELECT 10UF-M/50V		D040100087070S		
	C1210C	00D9630338208	C,CERAMIC 470PF-K/500V		D00447127D050S		
	C1210FL	00D9630338208	C,CERAMIC 470PF-K/500V		D00447127D050S		
	C1210FR	00D9630338208	C,CERAMIC 470PF-K/500V		D00447127D050S		
	C1210SL	00D9630338208	C,CERAMIC 470PF-K/500V		D00447127D050S		
	C1210SR	00D9630338208	C,CERAMIC 470PF-K/500V		D00447127D050S		
	C1211C	00D9630367101	C,CERAMIC 220PF-J/500V		D00422106D05CS		
	C1211FL	00D9630367101	C,CERAMIC 220PF-J/500V		D00422106D05CS		
	C1211FR	00D9630367101	C,CERAMIC 220PF-J/500V		D00422106D05CS		
	C1211SL	00D9630367101	C,CERAMIC 220PF-J/500V		D00422106D05CS		
	C1211SR	00D9630367101	C,CERAMIC 220PF-J/500V		D00422106D05CS		
	C1212C	00D9639003194	C,FILM 0.0022UF-J/100V		D02022206C060S		
	C1212FL	00D9639003194	C,FILM 0.0022UF-J/100V		D02022206C060S		
	C1212FR	00D9639003194	C,FILM 0.0022UF-J/100V		D02022206C060S		
	C1212SL	00D9639003194	C,FILM 0.0022UF-J/100V		D02022206C060S		
	C1212SR	00D9639003194	C,FILM 0.0022UF-J/100V		D02022206C060S		
	C1213C	00D9630293709	C,ELECT 100UF-M/10V		D040101082070S		
	C1213FL	00D9609010133	C,ELECT 220UF-M/35V		D040221085060S		
	C1213FR	00D9609010133	C,ELECT 220UF-M/35V		D040221085060S		
	C1213SL	00D9630293709	C,ELECT 100UF-M/10V		D040101082070S		
	C1213SR	00D9630293709	C,ELECT 100UF-M/10V		D040101082070S		
	C1214C	00D9630216100	C,CERAMIC 33PF-J/500V		D00033006D050S		
	C1214FL	00D9630216100	C,CERAMIC 33PF-J/500V		D00033006D050S		
	C1214FR	00D9630216100	C,CERAMIC 33PF-J/500V		D00033006D050S		
	C1214SL	00D9630216100	C,CERAMIC 33PF-J/500V		D00033006D050S		
	C1214SR	00D9630216100	C,CERAMIC 33PF-J/500V		D00033006D050S		
	C1215C	00D9630234506	C,ELECT 47UF-M/50V (Pb Free)		D040470087070S		
	C1215FL	00D9630234506	C,ELECT 47UF-M/50V (Pb Free)		D040470087070S		
	C1215FR	00D9630234506	C,ELECT 47UF-M/50V (Pb Free)		D040470087070S		
	C1215SL	00D9630234506	C,ELECT 47UF-M/50V (Pb Free)		D040470087070S		
	C1215SR	00D9630234506	C,ELECT 47UF-M/50V (Pb Free)		D040470087070S		
	C1216C	nsp	C,CERAMIC 0.1UF-K/50V		D011104577160S		
	C1216FL	nsp	C,CERAMIC 0.1UF-K/50V		D011104577160S		
	C1216FR	nsp	C,CERAMIC 0.1UF-K/50V		D011104577160S		
	C1216SL	nsp	C,CERAMIC 0.1UF-K/50V		D011104577160S		
	C1216SR	nsp	C,CERAMIC 0.1UF-K/50V		D011104577160S		
OTHERS PARTS GROUP							
	CN1000	nsp	CN,WIRE 5P		L000171052050S		
	CN1005	nsp	CN,WIRE 4P		L002101042620S		
	CN1201	nsp	CN,WIRE 9P		L002111092620S		

	Ref. No.	Part No.	Part Name	Remarks		Q'ty	New
	CP1001	nsp	CN.WAFER 4P		L102526700400S		
	L1201C	00D9630049005	COIL INDUCTOR 0.5UH		D330R50000000S		
	L1201FL	00D9630049005	COIL INDUCTOR 0.5UH		D330R50000000S		
	L1201FR	00D9630049005	COIL INDUCTOR 0.5UH		D330R50000000S		
	L1201SL	00D9630049005	COIL INDUCTOR 0.5UH		D330R50000000S		
	L1201SR	00D9630049005	COIL INDUCTOR 0.5UH		D330R50000000S		
	BK1200	nsp	BRACKET 0.8t/SCREW		4010210196100S		
	P1200C	963252004160S	POSISTOR 18BC471QB5RB		F320184710050S		
	P1200FL	963252004160S	POSISTOR 18BC471QB5RB		F320184710050S		
	P1200FR	963252004160S	POSISTOR 18BC471QB5RB		F320184710050S		
	P1200SL	963252004160S	POSISTOR 18BC471QB5RB		F320184710050S		
	P1200SR	963252004160S	POSISTOR 18BC471QB5RB		F320184710050S		
	T1201C	nsp	CN.WAFER 3P		L101200100320S		
	T1201FL	nsp	CN.WAFER 3P		L101200100320S		
	T1201FR	nsp	CN.WAFER 3P		L101200100320S		
	T1201SL	nsp	CN.WAFER 3P		L101200100320S		
	T1201SR	nsp	CN.WAFER 3P		L101200100320S		
	V1201C	00D9630366407	VR,SEMI CARBON EVN-DCAA03B 1KB		C541102315000S		
	V1201FL	00D9630366407	VR,SEMI CARBON EVN-DCAA03B 1KB		C541102315000S		
	V1201FR	00D9630366407	VR,SEMI CARBON EVN-DCAA03B 1KB		C541102315000S		
	V1201SL	00D9630366407	VR,SEMI CARBON EVN-DCAA03B 1KB		C541102315000S		
	V1201SR	00D9630366407	VR,SEMI CARBON EVN-DCAA03B 1KB		C541102315000S		
	Z1201C	00D9630367008	D,ZENER 0.2W 3.3V UDZ		K06603R34P400S		
	Z1201FL	00D9630367008	D,ZENER 0.2W 3.3V UDZ		K06603R34P400S		
	Z1201FR	00D9630367008	D,ZENER 0.2W 3.3V UDZ		K06603R34P400S		
	Z1201SL	00D9630367008	D,ZENER 0.2W 3.3V UDZ		K06603R34P400S		
	Z1201SR	00D9630367008	D,ZENER 0.2W 3.3V UDZ		K06603R34P400S		
	Z1202C	00D9630382209	D,ZENER 0.2W 3.0V UDZ		K06603R04P400S		
	Z1202FL	00D9630382209	D,ZENER 0.2W 3.0V UDZ		K06603R04P400S		
	Z1202FR	00D9630382209	D,ZENER 0.2W 3.0V UDZ		K06603R04P400S		
	Z1202SL	00D9630382209	D,ZENER 0.2W 3.0V UDZ		K06603R04P400S		
	Z1202SR	00D9630382209	D,ZENER 0.2W 3.0V UDZ		K06603R04P400S		

PCB VIDEO ASS'Y

	Ref. No.	Part No.	Part Name	Remarks	ETRO	Q'ty	New
SEMICONDUCTORS GROUP							
	IC1600	00D2623679900	IC SN74AHC04NSR		J040740400280S		
	IC1601	00D2623680902	IC SN74AHC14NSR		J040741400190S		
	IC1602	00D2623174900	IC SN74HAHCT08		J040740800180S		
	IC1900	232810005504S	IC BD7628F-E2		J127762800010S		
	IC1901	00D2623756904	IC LA73053		J127730530010S		
	IC1903,1904	232810005504S	IC BD7628F-E2		J127762800010S		
	IC1905	00D9630116307	IC LC74781-9013-E		J170747810010S		
	IC1906	963239004170S	IC MM74HC4051MX		J040744051020S		
	IC1907	963239003470S	IC NJM2586AM		J171258600010S		
	IC1908	00D9630218807	IC BU4094BCF-E2		J040140940030S		
	IC1909	00D2623174900	IC SN74HAHCT08		J040740800180S		
	Q1900,1901	00D9630120801	TR KRC102S		J522010200210S		
	Q1902	00D9630148508	TRKTA1504S		J520015040150S		
	Q1903,1904	00D9630121509	TR KTC3875S		J522038750210S		
	Q1905	00D9630148508	TRKTA1504S		J520015040150S		
	Q1906	00D9630120801	TR KRC102S		J522010200210S		
	Q1907	00D9630121606	TR KRC107S		J522107S00210S		
	Q1908	00D9630148508	TRKTA1504S		J520015040150S		
	D1600	00D9630245100	D,SWITCHING KDS226ST1(C3)	1910, 790	K005022600020S		
	D1601	00D9630245100	D,SWITCHING KDS226ST1(C3)		K005022600020S		
	D1602	00D9630355401	D,SWITCHING KDS4148U		K005041480030S		
	D1603-1605	00D9630341305	D,ESD IMSA-6802-01A		K067680200010S		
	D1606,1607	00D9630355401	D,SWITCHING KDS4148U		K005041480030S		
	D1900-1905	00D9630355401	D,SWITCHING KDS4148U		K005041480030S		
CAPACITORS GROUP							
	C1600	00D9639005862	C,ELECT 47UF-M/16V	1910, 790	D040470083080S		
	C1601	nsp	C,CERAMIC 0.1UF-K/50V	1910, 790	D011104577160S		
	C1603	00D9639005862	C,ELECT 47UF-M/16V		D040470083080S		
	C1604	nsp	C,CERAMIC 0.1UF-K/50V		D011104577160S		
	C1606,1607	nsp	C,CERAMIC 0.1UF-K/50V		D011104577160S		
	C1608	00D9639005862	C,ELECT 47UF-M/16V		D040470083080S		
	C1609	nsp	C,CERAMIC 0.1UF-K/50V		D011104577160S		
	C1611	00D9609010010	C,ELECT 4.7UF-M/50V	1910, 790	D0404R7087250S		
	C1612	nsp	C,CERAMIC 0.1UF-K/50V	1910, 790	D011104577160S		
	C1613	00D9609010010	C,ELECT 4.7UF-M/50V		D0404R7087250S		
	C1614	nsp	C,CERAMIC 0.1UF-K/50V		D011104577160S		
	C1615	00D9609010010	C,ELECT 4.7UF-M/50V		D0404R7087250S		
	C1616	nsp	C,CERAMIC 100PF-J/50V		D010101167160S		
	C1617	nsp	C,CERAMIC 1000PF-K/50V		D011102777160S		
	C1618	nsp	C,CERAMIC 100PF-J/50V		D010101167160S		
	C1620	nsp	C,CERAMIC 0.1UF-K/50V		D011104577160S		
	C1900,1901	nsp	C,CERAMIC 0.047UF-Z/50V		D011473597160S		
	C1902	nsp	C,CERAMIC 0.1UF-K/50V		D011104577160S		
	C1903	00D9630293602	C,ELECT 1UF-M/50V (Pb Free)		D040010087150S		
	C1904	nsp	C,CERAMIC 0.047UF-Z/50V		D011473597160S		
	C1905	nsp	C,CERAMIC 0.1UF-K/50V		D011104577160S		
	C1906	00D9630276409	C,ELECT 100UF-M/16V		D040101083090S		
	C1907	nsp	C,CERAMIC 0.01UF-K/50V		D010103777160S		
	C1908	00D9630293709	C,ELECT 100UF-M/10V		D040101082070S		
	C1909	nsp	C,CERAMIC 0.1UF-K/50V		D011104577160S		

	Ref. No.	Part No.	Part Name	Remarks	ETRO	Q'ty	New
	C1910	00D9630276409	C,ELECT 100UF-M/16V		D040101083090S		
	C1911	nsp	C,CERAMIC 0.01UF-K/50V		D010103777160S		
	C1912,1913	nsp	C,CERAMIC 0.1UF-K/50V		D011104577160S		
	C1914,1915	00D9630294203	C,ELECT 33UF-M/16V		D040330083050S		
	C1916,1917	nsp	C,CERAMIC 0.01UF-K/50V		D010103777160S		
	C1918	nsp	C,CERAMIC 0.1UF-K/50V		D011104577160S		
	C1919	00D9630276409	C,ELECT 100UF-M/16V		D040101083090S		
	C1920	00D9630234205	C,ELECT 10UF-M/50V		D040100087070S		
	C1921	00D9630276409	C,ELECT 100UF-M/16V		D040101083090S		
	C1922,1923	00D9630293709	C,ELECT 100UF-M/10V		D040101082070S		
	C1924	00D9639006544	C,ELECT 22UF-M/25V		D040220084050S		
	C1925	00D9630129909	C,CERAMIC HIK X7R1200PF-K/50V		D011122777160S		
	C1926-1928	nsp	C,CERAMIC 0.01UF-K/50V		D010103777160S		
	C1929	00D9630293602	C,ELECT 1UF-M/50V(Pb Free)		D040010087150S		
	C1930	nsp	C,CERAMIC 0.01UF-K/50V		D010103777160S		
	C1931	00D9630293602	C,ELECT 1UF-M/50V (Pb Free)		D040010087150S		
	C1932	00D9630293709	C,ELECT 100UF-M/10V		D040101082070S		
	C1933	nsp	C,CERAMIC 0.01UF-K/50V		D010103777160S		
	C1934	00D9639006544	C,ELECT 22UF-M/25V		D040220084050S		
	C1935,1936	nsp	C,CERAMIC 0.01UF-K/50V		D010103777160S		
	C1939	00D9639005862	C,ELECT 47UF-M/16V		D040470083080S		
	C1940,1941	nsp	C,CERAMIC T.C COG12PF-J/50V		D010120167160S		
	C1942	nsp	C,CERAMIC 0.022UF-Z/50V		D011223597160S		
	C1943,1944	nsp	C,CERAMIC 20PF-J/50V		D010200167160S		
	C1946	nsp	C,CERAMIC 0.047UF-Z/50V		D011473597160S		
	C1947	nsp	C,CERAMIC 0.01UF-K/50V		D010103777160S		
	C1948	nsp	C,CERAMIC 0.047UF-Z/50V		D011473597160S		
	C1950	nsp	C,CERAMIC 0.01UF-K/50V		D010103777160S		
	C1952	00D9630293602	C,ELECT 1UF-M/50V (Pb Free)		D040010087150S		
	C1953	nsp	C,CERAMIC 0.047UF-Z/50V		D011473597160S		
	C1954	nsp	C,CERAMIC 220PF-J/50V		D010221167160S		
	C1956-1958	nsp	C,CERAMIC 0.1UF-K/50V		D011104577160S		
	C1959	00D9630293709	C,ELECT 100UF-M/10V		D040101082070S		
	C1960	nsp	C,CERAMIC 0.1UF-K/50V		D011104577160S		
	C1961	nsp	C,CERAMIC 1UF-Z/50V		D011105597160S		
	C1965	nsp	C,CERAMIC 1UF-Z/50V		D011105597160S		
	C1966	nsp	C,CERAMIC 0.1UF-K/50V		D011104577160S		
	C1967	00D9630294203	C,ELECT 33UF-M/16V		D040330083050S		
	C1968	nsp	C,CERAMIC 1UF-Z/50V		D011105597160S		
	C1969	nsp	C,CERAMIC 0.01UF-K/50V		D010103777160S		
	C1970	nsp	C,CERAMIC 0.1UF-K/50V		D011104577160S		
	C1971-1973	nsp	C,CERAMIC 1UF-Z/50V		D011105597160S		
	C1974	nsp	C,CERAMIC 0.01UF-K/50V		D010103777160S		
	C1975	nsp	C,CERAMIC 0.1UF-K/50V		D011104577160S		
	C1976-1981	nsp	C,CERAMIC COG68PF-J/50V		D010680167160S		
	C1982-1985	nsp	C,CERAMIC 0.1UF-K/50V		D011104577160S		
OTHERS PARTS GROUP							
	BD1900,1901	00D9630223009	R,THICK 0-J,1/16W		C20000006M160S		
	BD1902	963115003230S	COIL,BEAD CBW160808U121T		D340160811210S		
	CN1010	nsp	CN.WAFER 12P		L101100031210S		
	CN1017	nsp	CN.WAFER 6P		L101100030610S		
	CN1018	nsp	CN.WAFER 8P		L101100030810S		
	CN1104	nsp	CN.WAFER 18P		L101100031810S		

	Ref. No.	Part No.	Part Name	Remarks	ETRO	Q'ty	New
	JACK1600	00D9630294601	JACK,D3.5 EARPHONE		G40100350000YS		
	JACK1601	00D9630217905	TER,RCA 2PIN	1910, 790	G601206A0200YS		
	JACK1601	963643003580S	TER,RCA 1PIN	1610, 1620, 590	G600107C0020YS		
	JACK1900	963643003460S	TER,RCA 4PIN		G602405BE310YS		
	JACK1901	00D9600281000	TER,RCA 1PIN		G600102D04K01S		
	JACK1903	963646001770S	TER,RCA 9PIN		G607902AD013YS		
	L1900	00D9630115609	COIL INDUCTOR 33UH		D330330700520S		
	XTAL1900	00D9630217400	CRYSTAL 14.31818MHZ		E80014R318080S		
	OPT1600	00D9630113009	MODULE JST1165-B	1910, 790	E100116500030S		
	OPT1601	00D9630237503	MODULE JSR1165-C		E100116500040S		
	OPT1602	00D9630237503	MODULE JSR1165-C		E100116500040S		

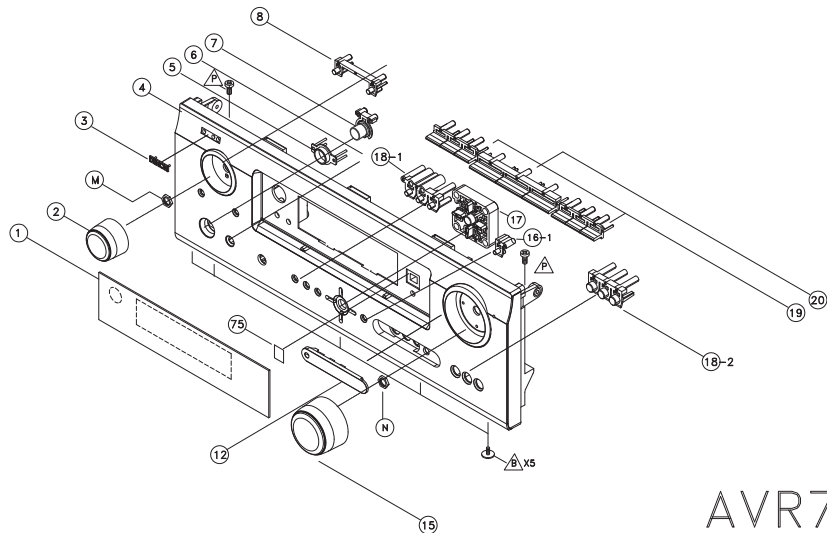
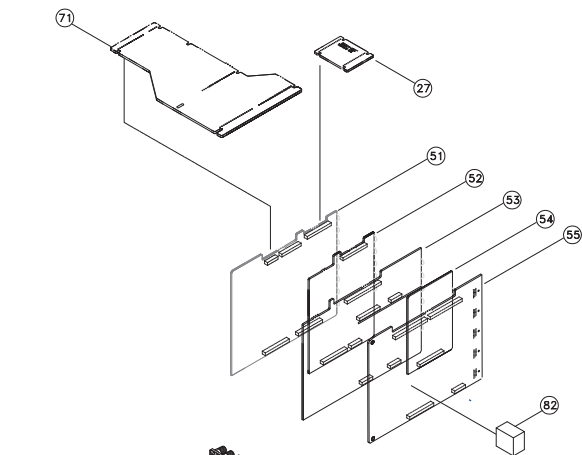
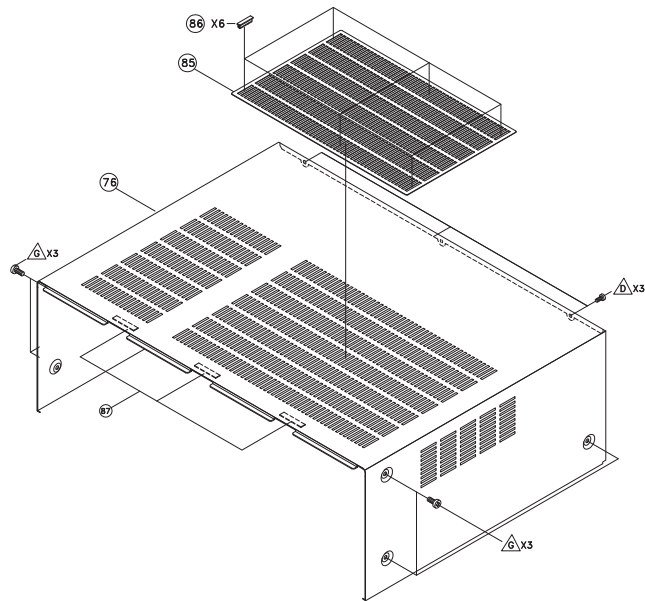
PCB EXT_IN ASS'Y (1910/790 model)

	Ref. No.	Part No.	Part Name	Remarks	ETRO	Q'ty	New
SEMICONDUCTORS GROUP							
	IC1800	00D9630024004	IC NJM2068M	E3	J121206800020S		
	IC1801	00D2623174900	IC SN74HAHCT08	E3	J040740800180S		
	IC1802	00D9600174104	IC CXA1511M-T4	1910	J030151100010S		
	Q1805	00D9630120704	TR KRA102S		J520010200210S		
	Q1806	00D9630121402	TR 2SA KRA104S R1	1910	J520010400210S		
	Q1807-1810	00D9630044301	TR KTC2875B(MB)		J5222875B0010S		
	D1801,1802	963209003510S	D,ESD CDS3C05HDMI1	E3	K067030500010S		
	D1807	00D9630355401	D,SWITCHING KDS4148U	1910	K005041480030S		
	ZD1800	963202003490S	D,ZENER 0.2W 6.2V UDZ	1910	K06606R24P400S		
CAPACITORS GROUP							
	C1800	nsp	C,CERAMIC COG33PF-J/50V	E3	D010330167160S		
	C1801	00D9630234205	C,ELECT 10UF-M/50V	E3	D040100087070S		
	C1802,1803	nsp	C,CERAMIC 0.1UF-K/50V	E3	D011104577160S		
	C1804,1805	00D9630234205	C,ELECT 10UF-M/50V	E3	D040100087070S		
	C1809,1810	nsp	C,CERAMIC 330PF-J/50V	E3	D010331167160S		
	C1814,1815	00D9630234205	C,ELECT 10UF-M/50V	E3	D040100087070S		
	C1817	00D9630234205	C,ELECT 10UF-M/50V	E3	D040100087070S		
	C1818	nsp	C,CERAMIC COG33PF-J/50V	E3	D010330167160S		
	C1819	nsp	C,CERAMIC 0.1UF-K/50V	E3	D011104577160S		
	C1820	00D9630234205	C,ELECT 10UF-M/50V		D040100087070S		
	C1821,1822	nsp	C,CERAMIC 330PF-J/50V		D010331167160S		
	C1823	00D9609010010	C,ELECT 4.7UF-M/50V		D040100087070S		
	C1824	00D9609010010	C,ELECT 4.7UF-M/50V	E3	D0404R7087250S		
	C1825	nsp	C,CERAMIC 1000PF-K/50V	E3	D011102777160S		
	C1826,1827	nsp	C,CERAMIC 100PF-J/50V	E3	D010101167160S		
	C1828	00D9630234205	C,ELECT 10UF-M/50V		D040100087070S		
	C1829	nsp	C,CERAMIC 330PF-J/50V		D010331167160S		
	C1830	nsp	C,CERAMIC 0.01UF-K/50V		D010103777160S		
	C1831	nsp	C,CERAMIC 330PF-J/50V		D010331167160S		
	C1832,1833	00D9630234205	C,ELECT 10UF-M/50V		D040100087070S		
	C1834,1835	nsp	C,CERAMIC 330PF-J/50V		D010331167160S		
	C1836,1837	00D9630234205	C,ELECT 10UF-M/50V		D040100087070S		
	C1838	nsp	C,CERAMIC 330PF-J/50V		D010331167160S		
	C1839	nsp	C,CERAMIC 0.01UF-K/50V		D010103777160S		
	C1840	nsp	C,CERAMIC 330PF-J/50V		D010331167160S		
	C1841	00D9630234205	C,ELECT 10UF-M/50V		D040100087070S		
	C1842	00D9630244606	C,ELECT 0.1UF-M/50V (Pb Free)		D040R10087080S		
	C1843	00D9630293602	C,ELECT 1UF-M/50V (Pb Free)	1910	D040010087150S		
	C1844	00D9630224503	C,ELECT 22UF-M/50V		D040220087060S		
	C1845	00D9630234205	C,ELECT 10UF-M/50V		D040100087070S		
	C1846	nsp	C,CERAMIC 0.01UF-K/50V	1910	D010103777160S		
	C1847	00D9609008653	C,FILM 0.012UF-J/100V	1910	D02012306C060S		
	C1848	nsp	C,CERAMIC 100PF-J/50V	1910	D010101167160S		
	C1849	00D9639005862	C,ELECT 47UF-M/16V	1910	D040470083080S		
	C1850	00D9609008653	C,FILM 0.012UF-J/100V	1910	D02012306C060S		
	C1851	00D9630244606	C,ELECT 0.1UF-M/50V (Pb Free)	1910	D040R10087080S		
	C1852	nsp	C,CERAMIC 100PF-J/50V		D010101167160S		
	C1853	nsp	C,CERAMIC 220PF-J/50V	1910	D010221167160S		
	C1854	nsp	C,CERAMIC 100PF-J/50V		D010101167160S		

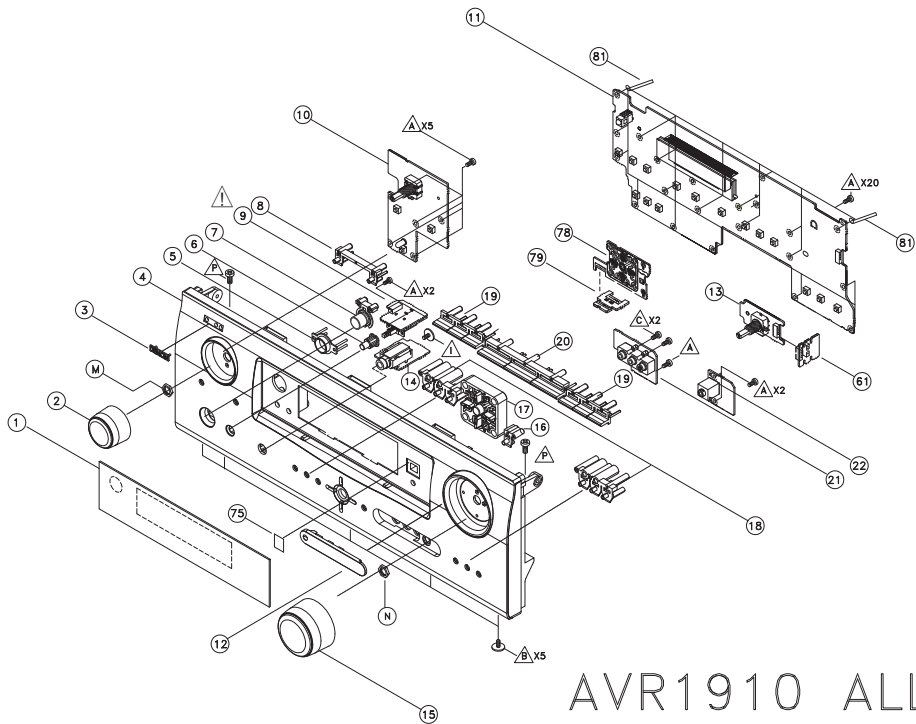
	Ref. No.	Part No.	Part Name	Remarks	ETRO	Q'ty	New
	C1855	nsp	C,CERAMIC 0.1UF-K/50V	1910	D011104577160S		
	C1856	00D9630224503	C,ELECT 22UF-M/50V		D040220087060S		
	C1857	00D9630234205	C,ELECT 10UF-M/50V		D040100087070S		
	C1858	nsp	C,CERAMIC 220PF-J/50V		D010221167160S		
	C1859	nsp	C,CERAMIC 220PF-J/50V	1910	D010221167160S		
	C1860	nsp	C,CERAMIC 0.1UF-K/50V	1910	D011104577160S		
	C1861	nsp	C,CERAMIC 1000PF-K/50V	E3	D011102777160S		
	C1862	nsp	C,CERAMIC 0.1UF-K/50V	E3	D011104577160S		
OTHERS PARTS GROUP							
	BD1800,1801	963115003230S	COIL,BEAD CBW160808U121T	E3	D340160811210S		
	CN1007	nsp	CN.WAFER 6P		L101100030610S		
	CN1009	nsp	CN.WAFER 14P		L101100031410S		
	CN1800	nsp	CN.WAFER 15P		L101100031510S		
	JACK1800	00D9630333601	MINI DIN CONNECTOR 8P YKF51-5397N	E3	G403515397000S		
	JACK1801	00D9630388203	TER,RCA 4PIN		G602405B5500YS		
	JACK1802	00D9630132103	TER,RCA 4PIN		G602405B0400YS		
	JACK1805,1806	00D9630244703	JACK,D3.5 EARPHONE	1910	G40130802000YS		
	JACK1807	90M-YT004640R	MODULE JSR1165-C		G601207AE020YS		
	L1800	00D9630223009	R,THICK 0-J,1/16W		C20000006M160S		

EXPLODED VIEW (1910/790 model)

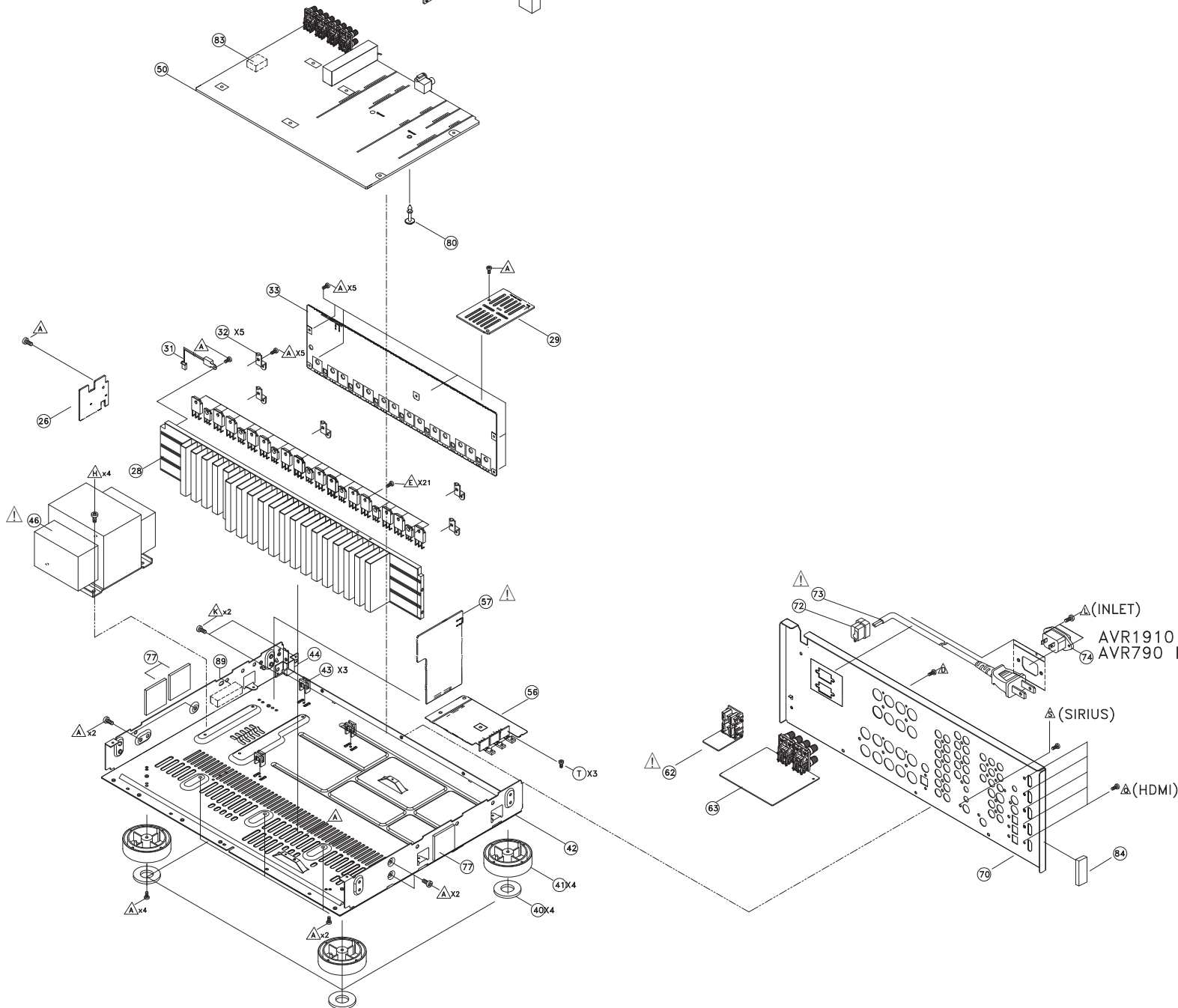
WARNING:
Parts marked with this symbol ⚠ have critical characteristics.
Use ONLY replacement parts recommended by the manufacturer.



AVR790



AVR1910 ALL




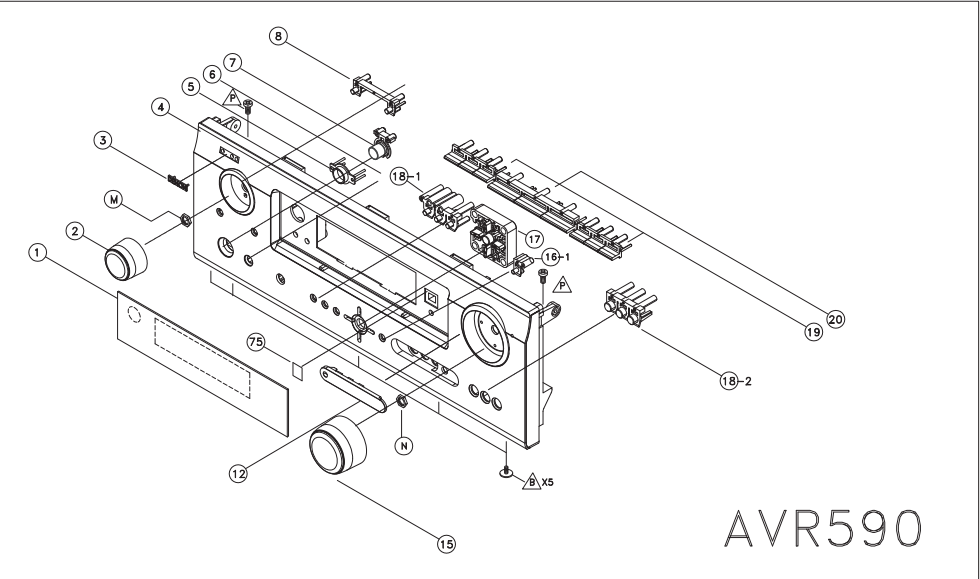
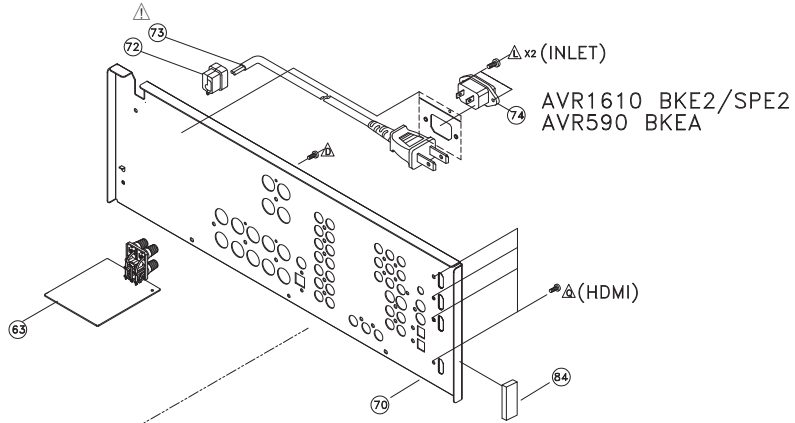
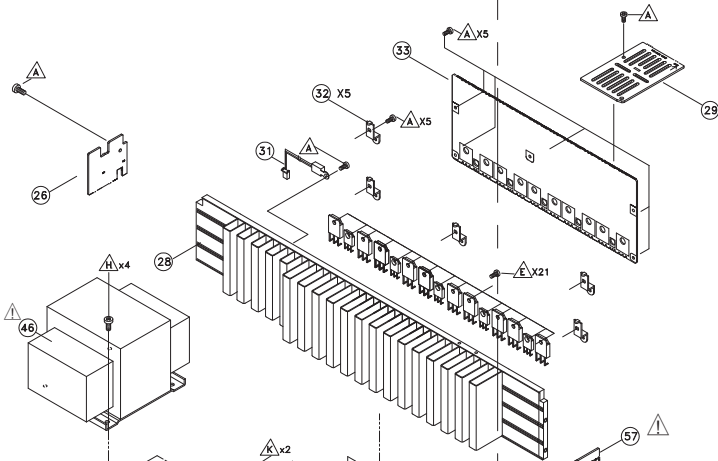
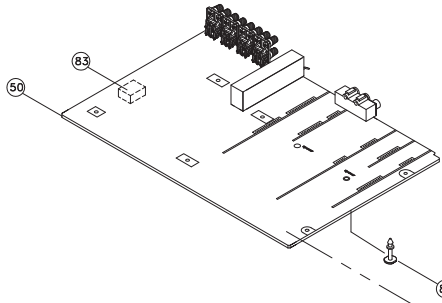
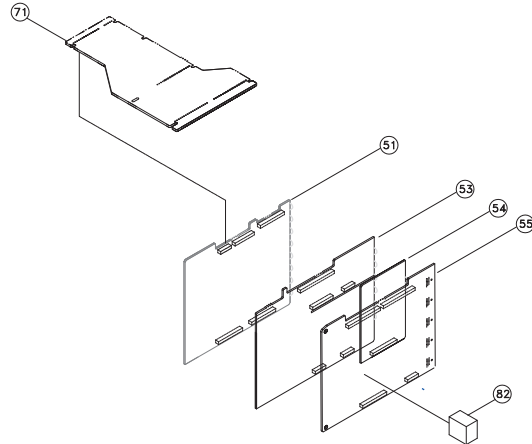
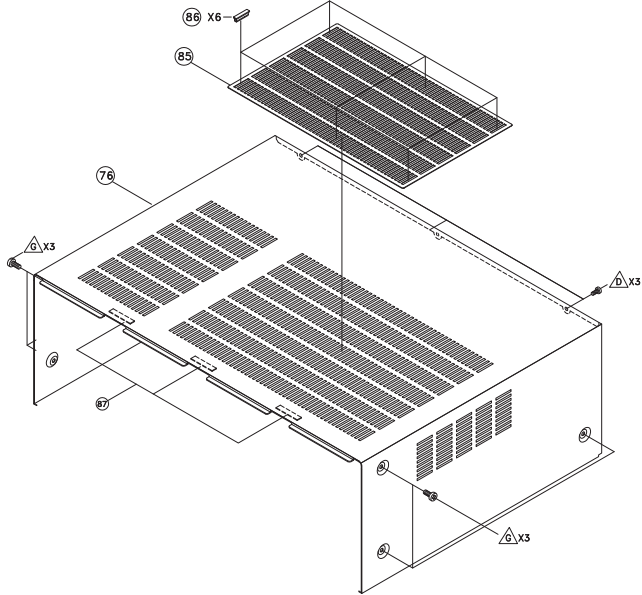
⚠(INLET)
AVR1910 BKE2/SPE2
AVR790 BKEA

⚠(SIRIUS)

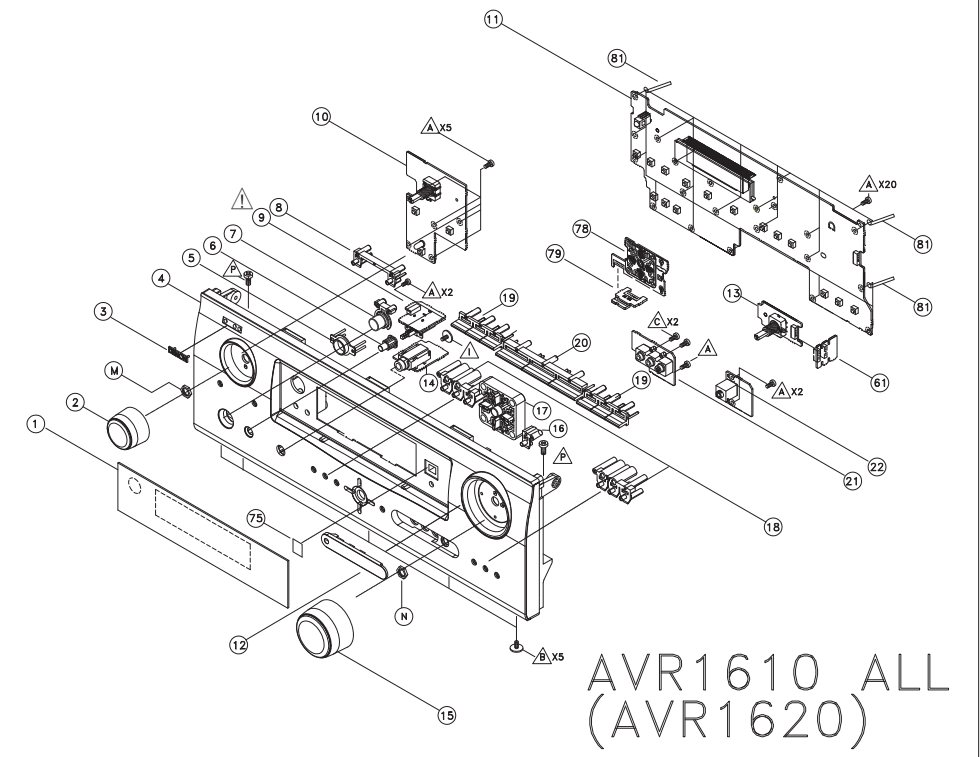
⚠(HDMI)

EXPLODED VIEW (1610/1620/590 model)

WARNING:
Parts marked with this symbol  have critical characteristics.
Use **ONLY** replacement parts recommended by the manufacturer.



AVR590



AVR1610 ALL
(AVR1620)

PARTS LIST OF EXPLODED VIEW (1910/790 model)

* Parts for which "nsp" is indicated on this table cannot be supplied.

* P.W.B. ASS'Y for which "nsp" is indicated on this table cannot be supplied. When repairing the P.W.B. ASS'Y, check the board parts table and order replacement parts.

* The parts listed below are for maintenance only, might differ from the parts used in the unit in appearances or dimensions.

Note: The symbols in the column "Remarks" indicate the following destinations.

E3 : U.S.A. & Canada model

E2 : Europe model

E1C : China model

EA : Australia model

BK : (Black model

SP : (Premium Silver model

Ref. No.	Part No.	Part Name	Remarks		Q'ty	New
	50	nsp	PCB MAIN ASSY	1910BKE3	7025HK0817010	*
	50	nsp	PCB MAIN ASSY	1910BKE2	7025HK0817060	*
	50	nsp	PCB MAIN ASSY	1910SPE2	7025HK0817050	*
	50	nsp	PCB MAIN ASSY	1910SPE1C	7025HK0817020	*
	50	nsp	PCB MAIN ASSY	790BKE3	7025HK0817070	*
	50	nsp	PCB MAIN ASSY	790BKEA	7025HK0817040	*
	11A	nsp	PCB FRONT ASSY	1910BKE3	7025HK0817011	*
	11A	nsp	PCB FRONT ASSY	1910BKE2	7025HK0817061	*
	11A	nsp	PCB FRONT ASSY	1910SPE2	7025HK0817051	*
	11A	nsp	PCB FRONT ASSY	1910SPE1C	7025HK0817021	*
	11A	nsp	PCB FRONT ASSY	790BKE3	7025HK0817071	*
	11A	nsp	PCB FRONT ASSY	790BKEA	7025HK0817041	*
	9	-	PCB P/S			*
	10	-	PCB FUNC			*
	11	-	PCB FRONT			*
	13	-	PCB ENCODER			*
	14	-	PCB H/P			*
	21	-	PCB V.AUX			*
	22	-	PCB MIC			*
	27	-	PCB CNT			*
	29	-	PCB CABLE GUIDE			*
	61	-	PCB ENCODER CNT			*
	63	-	PCB 19SPK			*
	78	-	PCB SW			*
	79	-	PCB SW CNT			*
	51	nsp	PCB INPUT ASSY	1910BKE3	7025HK0817012	*
	51	nsp	PCB INPUT ASSY	1910BKE2	7025HK0817062	*
	51	nsp	PCB INPUT ASSY	1910SPE2	7025HK0817052	*
	51	nsp	PCB INPUT ASSY	1910SPE1C	7025HK0817022	*
	51	nsp	PCB INPUT ASSY	790BKE3	7025HK0817072	*
	51	nsp	PCB INPUT ASSY	790BKEA	7025HK0817042	*
	57A	nsp	PCB POWER ASSY	1910BKE3	7025HK0817013	*
	57A	nsp	PCB POWER ASSY	1910BKE2	7025HK0817063	*
	57A	nsp	PCB POWER ASSY	1910SPE2	7025HK0817053	*
	57A	nsp	PCB POWER ASSY	1910SPE1C	7025HK0817023	*
	57A	nsp	PCB POWER ASSY	790BKE3	7025HK0817073	*
	57A	nsp	PCB POWER ASSY	790BKEA	7025HK0817043	*
	57	-	PCB POWER			*
	56	-	PCB SUPPLY			*
	26	-	PCB 19GUIDE_L			*
	62	-	PCB OUTLET			*
	71	-	PCB CNT1			*
	55	963189003440D	PCB 19HDMI ASSY	E3	7025HK0817015	*
	55	963189004020D	PCB 19HDMI ASSY	E2, E1C, EA	7025HK0817055	*
	33	nsp	PCB 7CHAMP ASSY	1910BKE3	7025HK0817016	*
	33	nsp	PCB 7CHAMP ASSY	1910BKE2	7025HK0817066	*
	33	nsp	PCB 7CHAMP ASSY	1910SPE2	7025HK0817056	*
	33	nsp	PCB 7CHAMP ASSY	1910SPE1C	7025HK0817026	*
	33	nsp	PCB 7CHAMP ASSY	790BKE3	7025HK0817076	*
	33	nsp	PCB 7CHAMP ASSY	790BKEA	7025HK0817046	*

Ref. No.	Part No.	Part Name	Remarks		Q'ty	New
	53A	nsp	PCB VIDEO ASSY	1910BKE3	7025HK0817017	*
	53A	nsp	PCB VIDEO ASSY	1910BKE2	7025HK0817067	*
	53A	nsp	PCB VIDEO ASSY	1910SPE2	7025HK0817057	*
	53A	nsp	PCB VIDEO ASSY	1910SPE1C	7025HK0817027	*
	53A	nsp	PCB VIDEO ASSY	790BKE3	7025HK0817077	*
	53A	nsp	PCB VIDEO ASSY	790BKEA	7025HK0817047	*
	53	-	PCB VIDEO			*
	54	-	PCB DIGITAL IN/OUT			*
	52	nsp	PCB EXT_IN ASSY	1910BKE3	7025HK0817018	*
	52	nsp	PCB EXT_IN ASSY	1910BKE2	7025HK0817068	*
	52	nsp	PCB EXT_IN ASSY	1910SPE2	7025HK0817058	*
	52	nsp	PCB EXT_IN ASSY	1910SPE1C	7025HK0817028	*
	52	nsp	PCB EXT_IN ASSY	790BKE3	7025HK0817078	*
	52	nsp	PCB EXT_IN ASSY	790BKEA	7025HK0817048	*
	1	963416003360D	WINDOW DISPLAY	1910	5077212762000S	*
	1	963416004090D	WINDOW DISPLAY	790	5077212762010S	*
	2	963412000570D	KNOB FUNCTION(KD)	BK	5080211761000SZ	
	2	963412003660D	KNOB FUNCTION	SP	5087211901000S	
	3	00D9630362109	BADGE DENON	BK	5630210028300S	
	3	00D9630362202	BADGE DENON	SP	5630210028400S	
	4	963402003350D	PANEL FRONT A	1910BKE3	3067214351000S	*
	4	963402003970D	PANEL FRONT A	1910BKE2	3067214351100S	*
	4	963402003980D	PANEL FRONT A	1910SPE2	3067214351200S	*
	4	963402004040D	PANEL FRONT A	1910SPE1C	3067214351210S	*
	4	963402004080D	PANEL FRONT B	790BKE3	3067214371000S	*
	4	963402004120D	PANEL FRONT B	790BKEA	3067214371100S	*
	5	00D9630137807	LENS STANDBY		3710210503000S	
	6	963411003390D	BUTTON POWER	BK	5097213821000S	
	6	00D9630230005	BUTTON POWER	SP	5097212358300SZ	
	7	963411002820S	BUTTON-ASSY STANDBY(KD)	BK	5098212361000SZ	*
	7	00D9630221904	BUTTON STANDBY	SP	5097212368030SZ	
	8	00D9630362305	BUTTON 2KEY	BK	5097213351000S	
	8	00D9630362501	BUTTON 2KEY	SP	5097213351110S	
	8	963411001390D	BUTTON 2KEY	790	5097213591000S	
	12	963419001760D	COVER RCA	BK	4317214171000S	
	12	963409003650S	COVER RCA	SP	4317214171100S	
	15	963412000560D	KNOB VOLUME(KD)	BK	5080211751000SZ	
	15	963412002920S	KNOB VOLUME	SP	5087211891000S	
	16	963411003370D	BUTTON 1KEY	1910BK	5097213791000S	*
	16	963412003670D	BUTTON 1KEY	1910SP	5097213791100S	*
	16-1	963411003770D	BUTTON BUTTON 1KEY	790	5097213801000S	*
	17	963411003380D	BUTTON CURSOR 5KEY	BK	5097213811000S	*
	17	963411003680D	BUTTON CURSOR 5KEY	SP	5097213811100S	*
	18	00D9630364700	BUTTON 3KEY	1910BK	5097213331000S	
	18	00D9630364906	BUTTON 3KEY	1910SP	5097213331110S	
	18-1	963411001400D	BUTTON 3KEY A	790	5097213601000S	
	18-2	963411001410D	BUTTON 3KEY B	790	5097213611000S	
	19	00D9630365002	BUTTON WIN 3KEY	BK	5097213371000S	
	19	00D9630365301	BUTTON WIN 3KEY	SP	5097213371110S	
	20	963411003400D	BUTTON WIN 3KEY C	BK	5097213831000S	*
	20	963411003690D	BUTTON WIN 3KEY C	SP	5097213831100S	*
	28	nsp	HEAT SINK MAIN		2120211438000S	*
	31	963252004340S	POSISTOR		F320121021240S	
	32	nsp	BRACKET PCB		4010210186000S	
	40	00D9630214607	CUSHION FOOT		4050211295000S	
	41	963407003330D	FOOT		4000210261000S	
	42	nsp	CHASSIS MAIN		3200212816000S	*

	Ref. No.	Part No.	Part Name	Remarks		Q'ty	New
	43	nsp	SUPPORTER PCB		4070001601010S	3	
	44	nsp	BRACKET SAFETY		4010213606000S	1	
△	46	963101003590D	POWER TRANS MAIN	E3	8200960660530S	1	*
△	46	963101004010D	POWER TRANS MAIN	E2, EA	8200960660540S	1	*
△	46	963101004070D	POWER TRANS MAIN	E1C	8200960660550S	1	*
	70	963406004350D	CHASSIS BACK	1910E3	3207211806000S	1	*
	70	963406004360D	CHASSIS BACK	1910E2	3207212806200S	1	*
	70	963406004370D	CHASSIS BACK	1910E1C	3207212806500S	1	*
	70	963406004430D	CHASSIS BACK	790BKE3	3207212806100S	1	*
	70	963406004440D	CHASSIS BACK	790BKEA	3207212806300S	1	*
△	72	00D9600192403	STOPPER CORD AC		4380210002000S	1	
△	73	00D9630292205	CORD ASSY	E3	L068125100020S	1	
△	73	90M-ZC000600R	CORD ASSY	E2	L068250160020S	1	
△	73	00D9630349909	CORD ASSY	E1C	L068250060010S	1	
△	73	963611001490S	CORD ASSY	EA	L068250100070S	1	
	74	00D9630158404	AC INLET	E2, EA	G430040560020S	1	
	75	963409002050D	SHEET WINDOW		1210210682000S	1	
	76	00D9630361302	CABINET TOP	BK	3000210936000S	1	
	76	963401000730D	CABINET TOP	SP	3000210936200S	1	
	77	nsp	CUSHION SIDE 1		4050212525000S	3	
	80	nsp	SPACER CARD		4300210062000S	1	
	81	nsp	CLAMP WIRE(MTG)		4330000310000S	2	
	82	nsp	GASKET HDMI		4400210449000S	1	*
	83	nsp	CUSHION BD		4050211845000S	1	
	84	nsp	GASKET EMC A		4400210189000S	1	*
	85	963409001780D	COVER SAFETY	BK	4310212122020S	1	
	85	963409001790D	COVER SAFETY	SP	4310212122010S	1	
	86	963454001800D	COVER HOLDER	BK	4310213701000S	6	
	86	963454001810D	COVER HOLDER	SP	4310213701100S	6	
	87	00D9630268802	SHEET CABINET		1210210235000S	3	
	89	nsp	GASKET EMC A		4400210179000S	1	*
	★ 90	963606004030S	CABLE,FLAT CARD SHIELD 1.25MM		N714352534810S	1	*
	★ 91	nsp	CLAMP CABLE TIE DACT-100A		4330040343010S	7	
SCREWS							
	A	nsp	SCREW,TAP TITE +2S 3*8 B-TYPE ZNW/BH		B020030081B10S	66	
	B	nsp	SCREW +2S 3*8 BK WASHER PI12	BK	1500001456020S	5	
	B	nsp	SCREW +2S 3*8 NI WASHER PI12	SP	1500001456030S	5	
	C	nsp	SCREW +2S 3*15 B-TYPE ZNW/BH		B020030151B10S	2	
	D	nsp	SCREW +2S 3*10 B-TYPE(DOT) BK/BH	1910E3,E2	B020030103B11S	37	
	D	nsp	SCREW +2S 3*10 B-TYPE(DOT) BK/BH	1910E1C	B020030103B11S	35	
	D	nsp	SCREW +2S 3*10 B-TYPE(DOT) BK/BH	790BKE3	B020030103B11S	36	
	D	nsp	SCREW +2S 3*10 B-TYPE(DOT) BK/BH	790BKEA	B020030103B11S	33	
	E	nsp	SCREW +2S 3*14 P(Φ6)+S-WASHER ZNY/HH		B018230141H11S	21	
	F	nsp	SCREW +2S 3*17 B-TYPE ZNW/BH		B020030171B10S	3	
	G	00D9630048307	SCREW +2S 4*8 B-TYPE(DOT) BK/BH	BK	1500040083B10S	6	
	G	00D9639004012	SCREW +2S 4*8 B-TYPE(DOT) NI/BH	SP	1500040084B10S	6	
	H	nsp	SCREW +3S 4*10 P+S-WASHER ZNW/BH		B028940101B10S	4	
	I	nsp	SCREW +2S 3*8 ZnY WASHER PI12		1500001456010S	1	
	K	nsp	SCREW +2S 3*5 B-TYPE ZNW/BH		B020030051B10S	2	
	L	nsp	SCREW +2S 3*10 B-TYPE BK/FH	E2, EA	B020030103F10S	2	
	P	nsp	SCREW +2S 3*8 PI9.5 B-TYPE ZNW		1500001206010S	2	
	Q	nsp	SCREW +3S 3*8 BK/BH		B020930083B10S	4	
	S	nsp	SCREW +M 3*10 BK/BH	E3	B000030103B10S	1	
	T	nsp	SCREW +2S 3*8(ROUND) BK/BH		B020230083B10S	3	*
	★ U	nsp	SCREW +2S 3*5 B-TYPE ZNW/BH		B020030051B10S	2	

PARTS LIST OF EXPLODED VIEW (1610/1620/590 model)

* Parts for which "nsp" is indicated on this table cannot be supplied.

* P.W.B. ASS'Y for which "nsp" is indicated on this table cannot be supplied. When repairing the P.W.B. ASS'Y, check the board parts table and order replacement parts.

* The parts listed below are for maintenance only, might differ from the parts used in the unit in appearances or dimensions.

Note: The symbols in the column "Remarks" indicate the following destinations.

E3 : U.S.A. & Canada model

E2 : Europe model

E1C : China model

EA : Australia model

BK : (Black model)

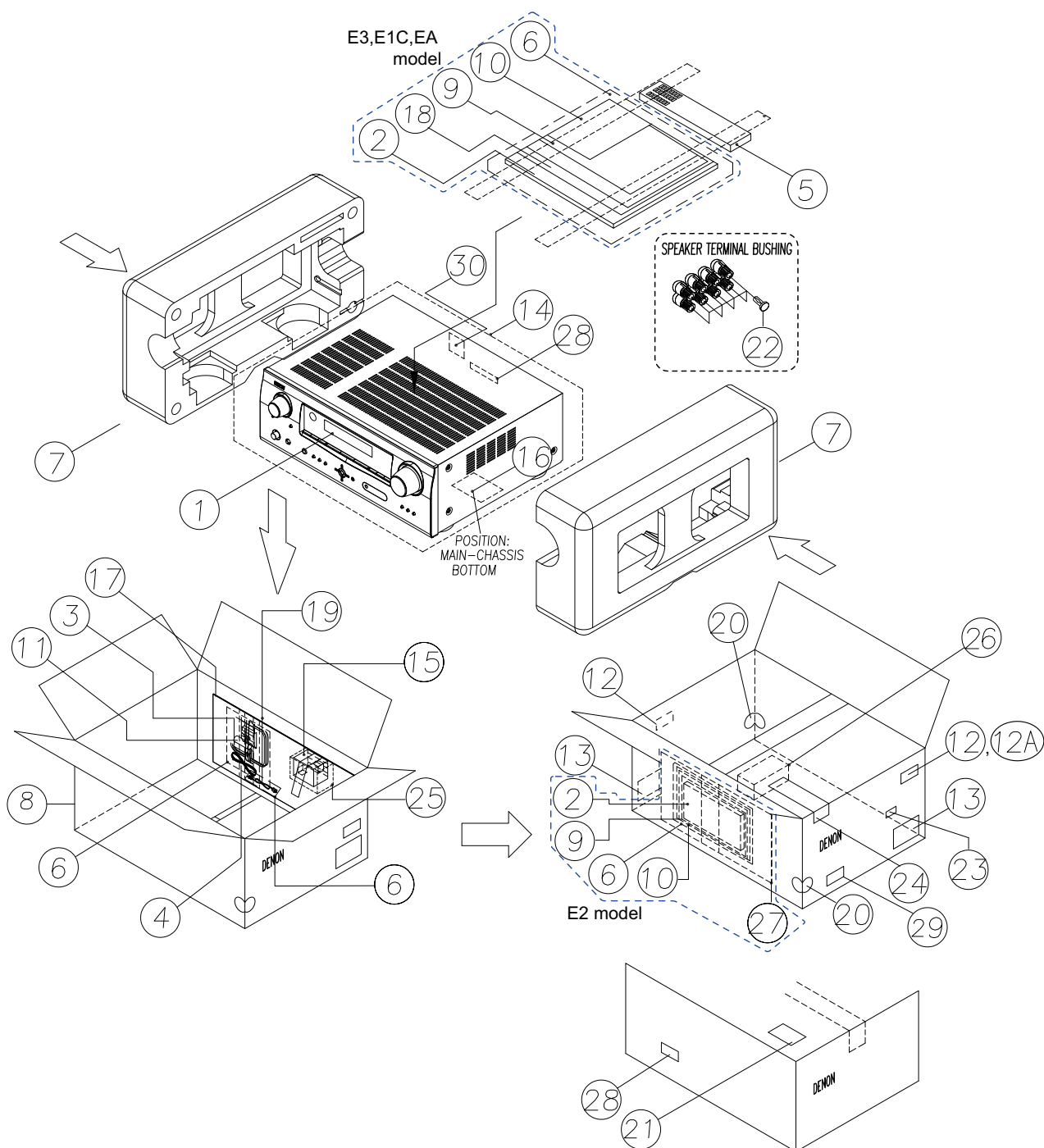
SP : (Premium Silver model)

	Ref. No.	Part No.	Part Name	Remarks		Q'ty	New
	50	nsp	PCB MAIN ASSY	1610BKE3	7025HK0816010		*
	50	nsp	PCB MAIN ASSY	1610BKE2	7025HK0816050		*
	50	nsp	PCB MAIN ASSY	1610SPE2	7025HK0816040		*
	50	nsp	PCB MAIN ASSY	1610SPE1C	7025HK0816060		*
	50	nsp	PCB MAIN ASSY	1620SPE1C	7025HK0816020		*
	50	nsp	PCB MAIN ASSY	590BKE3	7025HK0816080		*
	50	nsp	PCB MAIN ASSY	590BKEA	7025HK0816030		*
	11A	nsp	PCB FRONT ASSY	1610BKE3	7025HK0816011		*
	11A	nsp	PCB FRONT ASSY	1610BKE2	7025HK0816051		*
	11A	nsp	PCB FRONT ASSY	1610SPE2	7025HK0816041		*
	11A	nsp	PCB FRONT ASSY	1610SPE1C	7025HK0816061		*
	11A	nsp	PCB FRONT ASSY	1620SPE1C	7025HK0816021		*
	11A	nsp	PCB FRONT ASSY	590BKE3	7025HK0816081		*
	11A	nsp	PCB FRONT ASSY	590BKEA	7025HK0816031		*
	9	-	P/S UNIT				*
	10	-	FUNC UNIT				*
	11	-	FRONT UNIT				*
	13	-	ENCODER UNIT				*
	14	-	H/P UNIT				*
	21	-	V.AUX UNIT				*
	22	-	MIC UNIT				*
	27	-	CNT UNIT				*
	29	-	CABLE GUIDE UNIT				*
	61	-	ENCODER CNT UNIT				*
	78	-	SW UNIT				*
	79	-	SW CNT UNIT				*
	51	nsp	PCB INPUT ASSY	1610BKE3	7025HK0816012		*
	51	nsp	PCB INPUT ASSY	1610BKE2	7025HK0816052		*
	51	nsp	PCB INPUT ASSY	1610SPE2	7025HK0816042		*
	51	nsp	PCB INPUT ASSY	1610SPE1C	7025HK0816062		*
	51	nsp	PCB INPUT ASSY	1620SPE1C	7025HK0816022		*
	51	nsp	PCB INPUT ASSY	590BKE3	7025HK0816082		*
	51	nsp	PCB INPUT ASSY	590BKEA	7025HK0816032		*
	57A	nsp	PCB POWER ASSY	1610BKE3	7025HK0816013		*
	57A	nsp	PCB POWER ASSY	1610BKE2	7025HK0816053		*
	57A	nsp	PCB POWER ASSY	1610SPE2	7025HK0816043		*
	57A	nsp	PCB POWER ASSY	1610SPE1C	7025HK0816063		*
	57A	nsp	PCB POWER ASSY	1620SPE1C	7025HK0816023		*
	57A	nsp	PCB POWER ASSY	590BKE3	7025HK0816083		*
	57A	nsp	PCB POWER ASSY	590BKEA	7025HK0816033		*
	26	-	16GUIDE_L UNIT				*
	56	-	SUPPLY UNIT				*
	57	-	POWER UNIT				*
	63	-	16SPK UNIT				*
	71	-	CNT1 UNIT				*
	55	963189003570D	PCB 16HDMI ASSY	E3	7025HK0816015		*
	55	963189004150D	PCB 16HDMI ASSY	E2, E1C, EA	7025HK0816045		*
	33	nsp	PCB 5CHAMP ASSY	1610BKE3	7025HK0816016		*
	33	nsp	PCB 5CHAMP ASSY	1610BKE2	7025HK0816056		*
	33	nsp	PCB 5CHAMP ASSY	1610SPE2	7025HK0816046		*

	Ref. No.	Part No.	Part Name	Remarks		Q'ty	New
	33	nsp	PCB 5CHAMP ASSY	1610SPE1C	7025HK0816066		*
	33	nsp	PCB 5CHAMP ASSY	1620SPE1C	7025HK0816026		*
	33	nsp	PCB 5CHAMP ASSY	590BKE3	7025HK0816086		*
	33	nsp	PCB 5CHAMP ASSY	590BKEA	7025HK0816036		*
	53A	nsp	PCB VIDEO ASSY	1610BKE3	7025HK0816017		*
	53A	nsp	PCB VIDEO ASSY	1610BKE2	7025HK0816057		*
	53A	nsp	PCB VIDEO ASSY	1610SPE2	7025HK0816047		*
	53A	nsp	PCB VIDEO ASSY	1610SPE1C	7025HK0816067		*
	53A	nsp	PCB VIDEO ASSY	1620SPE1C	7025HK0816027		*
	53A	nsp	PCB VIDEO ASSY	590BKE3	7025HK0816087		*
	53A	nsp	PCB VIDEO ASSY	590BKEA	7025HK0816037		*
	53	-	VIDEO UNIT				*
	54	-	DIGITAL IN/OU TUNIT				*
	1	963416003550D	WINDOW DISPLAY	1610, 1620	5077212762020S	1	*
	1	963416003750D	WINDOW DISPLAY	590	5077212762050S	1	*
	2	963412000570D	KNOB FUNCTION(KD)	BK	5080211761000SZ	1	
	2	963412003660D	KNOB FUNCTION	SP	5087211901000S	1	
	3	00D9630362109	BADGE DENON	BK	5630210028300S	1	
	3	00D9630362202	BADGE DENON	SP	5630210028400S	1	
	4	963402003540D	PANEL FRONT B	1610BKE3	3067214361000S	1	*
	4	963402003840D	PANEL FRONT B	1610BKE2	3067214361100S	1	*
	4	963402003810D	PANEL FRONT B	1610SPE2	3067214361200S	1	*
	4	963402003850D	PANEL FRONT B	1610SPE1C	3067214361210S	1	*
	4	963402003640D	PANEL FRONT B	1620SPE1C	3067214361220S	1	*
	4	963402003930D	PANEL FRONT B	590BKE3	3067214371010S	1	*
	4	963402003740D	PANEL FRONT B	590BKEA	3067214371110S	1	*
	5	00D9630137807	LENS STANDBY		3710210503000S	1	
	6	963411003390D	BUTTON POWER	BK	5097213821000S	1	
	6	00D9630230005	BUTTON POWER	SP	5097212358300SZ	1	
	7	963411002820S	BUTTON-ASSY STANDBY(KD)	BK	5098212361000SZ	1	*
	7	00D9630221904	BUTTON STANDBY	SP	5097212368030SZ	1	
	8	00D9630362305	BUTTON 2KEY	BK	5097213351000S	1	
	8	00D9630362501	BUTTON 2KEY	SP	5097213351110S	1	
	8	963411001390D	BUTTON 2KEY	590	5097213591000S	1	
	12	963419001760D	COVER RCA	BK	4317214171000S	1	
	12	963409003650S	COVER RCA	SP	4317214171100S	1	
	15	963412000560D	KNOB VOLUME(KD)	BK	5080211751000SZ	1	
	15	963412002920S	KNOB VOLUME	SP	5087211891000S	1	
	16	963411003370D	BUTTON 1KEY	1610BK	5097213791000S	1	*
	16	963412003670D	BUTTON 1KEY	1610SP, 1620SP	5097213791100S	1	*
	16-1	963411003770D	BUTTON BUTTON 1KEY	590	5097213801000S	1	*
	17	963411003380D	BUTTON CURSOR 5KEY	BK	5097213811000S	1	*
	17	963411003680D	BUTTON CURSOR 5KEY	SP	5097213811100S	1	*
	18	00D9630364700	BUTTON 3KEY	1610BK	5097213331000S	2	
	18	00D9630364906	BUTTON 3KEY	1610SP, 1620SP	5097213331110S	2	
	18-1	963411001400D	BUTTON 3KEY A	590	5097213601000S	1	
	18-2	963411001410D	BUTTON 3KEY B	590	5097213611000S	1	
	19	00D9630365002	BUTTON WIN 3KEY	BK	5097213371000S	2	
	19	00D9630365301	BUTTON WIN 3KEY	SP	5097213371110S	2	
	20	963411003400D	BUTTON WIN 3KEY C	BK	5097213831000S	1	*
	20	963411003690D	BUTTON WIN 3KEY C	SP	5097213831100S	1	*
	28	nsp	HEAT SINK MAIN		2120211428000S	1	*
	31	963252004340S	POSISTOR		F320121021240S	1	
	32	nsp	BRACKET PCB		4010210186000S	5	
	40	00D9630214607	CUSHION FOOT		4050211295000S	4	
	41	963407003330D	FOOT		4000210261000S	4	
	42	nsp	CHASSIS MAIN		3200212816000S	1	*

	Ref. No.	Part No.	Part Name	Remarks		Q'ty	New
	43	nsp	SUPPORTER PCB		4070001601010S	3	
	44	nsp	BRACKET SAFETY		4010213606000S	1	
△	46	963101003610D	POWER TRANS MAIN	E3	8200858690310S	1	*
△	46	963101003800D	POWER TRANS MAIN	E2, EA	8200858690320S	1	*
△	46	963101003720D	POWER TRANS MAIN	E1C	8200858690330S	1	*
	70	963406004380D	CHASSIS BACK	1610E3	3207212806600S	1	*
	70	963406004390D	CHASSIS BACK	1610E2	3207212806800S	1	*
	70	963406004400D	CHASSIS BACK	1610E1C	3207212806610S	1	*
	70	963406004410D	CHASSIS BACK	1620E1C	3207212806620S	1	*
	70	963406004450D	CHASSIS BACK	590E3	3207212806700S	1	*
	70	963406004460D	CHASSIS BACK	590EA	3207212806900S	1	*
	72	00D9600192403	STOPPER CORD AC		4380210002000S	1	
△	73	00D9630292205	CORD ASSY	E3	L068125100020S	1	
△	73	90M-ZC000600R	CORD ASSY	E2	L068250160020S	1	
△	73	00D9630349909	CORD ASSY	E1C	L068250060010S	1	
△	73	963611001490S	CORD ASSY	EA	L068250100070S	1	
	74	00D9630158404	AC INLET	E2, EA	G430040560020S	1	
	75	963409002050D	SHEET WINDOW		1210210682000S	1	
	76	00D9630361302	CABINET TOP	BK	3000210936000S	1	
	76	963401000730D	CABINET TOP	SP	3000210936200S	1	
	77	nsp	CUSHION SIDE 1		4050212525000S	3	
	80	nsp	SPACER CARD		4300210062000S	1	
	81	nsp	CLAMP WIRE(MTG)		4330000310000S	2	
	82	nsp	GASKET HDMI		4400210449000S	1	*
	83	nsp	CUSHION BD		4050211845000S	1	
	84	nsp	GASKET EMC A		4400210189000S	1	*
	85	963409001780D	COVER SAFETY	BK	4310212122020S	1	
	85	963409001790D	COVER SAFETY	SP	4310212122010S	1	
	86	963454001800D	COVER HOLDER	BK	4310213701000S	6	
	86	963454001810D	COVER HOLDER	SP	4310213701100S	6	
	87	00D9630268802	SHEET CABINET		1210210235000S	3	
	89	nsp	GASKET EMC A		4400210179000S	1	*
	★ 90	963606004030S	CABLE,FLAT CARD SHIELD 1.25MM		N714352534810S	1	*
	★ 91	nsp	CLAMP CABLE TIE DACT-100A		4330040343010S	7	
SCREWS							
	A	nsp	SCREW,TAP TITE +2S 3*8 B-TYPE ZNW/BH		B020030081B10S	66	
	B	nsp	SCREW +2S 3*8 BK WASHER PI12	BK	1500001456020S	5	
	B	nsp	SCREW +2S 3*8 NI WASHER PI12	SP	1500001456030S	5	
	C	nsp	SCREW +2S 3*15 B-TYPE ZNW/BH		B020030151B10S	2	
	D	nsp	SCREW +2S 3*10 B-TYPE(DOT) BK/BH	1610, 1620	B020030103B11S	30	
	D	nsp	SCREW +2S 3*10 B-TYPE(DOT) BK/BH	590	B020030103B11S	29	
	E	nsp	SCREW +2S 3*14 P(Φ6)+S-WASHER ZNY/HH		B018230141H11S	15	
	F	nsp	SCREW +2S 3*17 B-TYPE ZNW/BH		B020030171B10S	3	
	G	00D9630048307	SCREW +2S 4*8 B-TYPE(DOT) BK/BH	BK	1500040083B10S	6	
	G	00D9639004012	SCREW +2S 4*8 B-TYPE(DOT) NI/BH	SP	1500040084B10S	6	
	H	nsp	SCREW +3S 4*10 P+S-WASHER ZNW/BH		B028940101B10S	4	
	I	nsp	SCREW +2S 3*8 ZnY WASHER PI12		1500001456010S	1	
	K	nsp	SCREW +2S 3*5 B-TYPE ZNW/BH		B020030051B10S	2	
	L	nsp	SCREW +2S 3*10 B-TYPE BK/FH	E2, EA	B020030103F10S	2	
	P	nsp	SCREW +2S 3*8 PI9.5 B-TYPE ZNW		1500001206010S	2	
	Q	nsp	SCREW +3S 3*8 BK/BH		B020930083B10S	4	
	T	nsp	SCREW +2S 3*8(ROUND) BK/BH		B020230083B10S	3	*
	★ U	nsp	SCREW +2S 3*5 B-TYPE ZNW/BH		B020030051B10S	2	

PACKING VIEW



PARTS LIST OF PACKING & ACCESSORIES

* Parts for which "nsp" is indicated on this table cannot be supplied.

* The parts listed below are for maintenance only, might differ from the parts used in the unit in appearances or dimensions.

Note: The symbols in the column "Remarks" indicate the following destinations.

E3 : U.S.A. & Canada model

E2 : Europe model

E1C : China model

EA : Australia model

BK : (Black model)

SP : (Premium Silver model)



Ref. No.	Part No.	Part Name	Remarks		Q'ty	New
1	-	set		-	-	
2	963541003300D	INSTRUCTION MANUAL	1910E3	5707000002210S	1	*
2	963541003990D	INSTRUCTION MANUAL	1910E2	5707000002220S	1	*
2	963541004050D	INSTRUCTION MANUAL	1910E1C	5707000002230S	1	*
2	963541004100D	INSTRUCTION MANUAL	790E3	5707000002250S	1	*
2	963541004130D	INSTRUCTION MANUAL	790EA	5707000002260S	1	*
2	963541003520D	INSTRUCTION MANUAL	1610E3	5707000002140S	1	*
2	963541003820D	INSTRUCTION MANUAL	1610E2	5707000002150S	1	*
2	963541003860D	INSTRUCTION MANUAL	1610E1C	5707000002160S	1	*
2	963541003700D	INSTRUCTION MANUAL	1620E1C	5707000002170S	1	*
2	963541003940D	INSTRUCTION MANUAL	590E3	5707000002190S	1	*
2	963541003780D	INSTRUCTION MANUAL	590EA	5707000002200S	1	*
3	90M-ZA000260R	AM ANTENNA WIRE		E601016000010S	1	
4	00D9630158006	FM ANTENNA WIRE		E605010070001S	1	
5	963307003600D	REMOCON (RC-1117)	1910, 790	8300111700010S	1	*
5	963307003620D	REMOCON (RC-1120)	1610, 1620, 590	8300112000010S	1	*
6	nsp	POLY BAG		6330000240000S	2	
7	963533003320D	CUSHION SNOW L/R		6230212514000S	1	*
8	963531003310D	BOX GIFT	1910E3	6007211400070S	1	*
8	963531004000D	BOX GIFT	1910E2	6007211400080S	1	*
8	963531004060D	BOX GIFT	1910E1C	6007211400090S	1	*
8	963531004110D	BOX GIFT	790E3	6007211400110S	1	*
8	963531004140D	BOX GIFT	790EA	6007211400120S	1	*
8	963531003530D	BOX GIFT	1610E3	6007211400000S	1	*
8	963531003830D	BOX GIFT	1610E2	6007211400010S	1	*
8	963531003870D	BOX GIFT	1610E1C	6007211400020S	1	*
8	963531003710D	BOX GIFT	1620E1C	6007211400030S	1	*
8	963531003950D	BOX GIFT	590E3	6007211400050S	1	*
8	963531003790D	BOX GIFT	590EA	6007211400060S	1	*
9	542110020009D	QUICK MANUAL	1910E3, 790E3/EA	-	1	*
9	542110021002D	QUICK MANUAL	1910E2	-	1	*
9	542110030006D	QUICK MANUAL	1910E1C	-	1	*
9	542110013001D	QUICK MANUAL	1610E3, 590E3/EA	-	1	*
9	963541004620D	QUICK MANUAL	1610E2	-	1	*
9	963541004630D	QUICK MANUAL	1610E1C	-	1	*
9	963541004640D	QUICK MANUAL	1620E1C	-	1	*
10	nsp	CARD S.S LIST		577700162001ES	1	
11	nsp	BATTERY DRY (AA)	1910/790	G670001R50190S	2	
11	nsp	BATTERY DRY (AAA)	1610/1620/590	G670001R50210S	2	
12	nsp	LABEL UPC	1910E3	5507000002730S	1	*
12	nsp	LABEL UPC	790E3	5507000002720S	1	*
12	nsp	LABEL UPC	1610E3	5507000002480S	1	*
12	nsp	LABEL UPC	590E3	5507000002460S	1	*
12A	nsp	LABEL EAN	1910BKE2	5507000002700S	1	*
12A	nsp	LABEL EAN	1910SPE2	5507000002710S	1	*
12A	nsp	LABEL EAN (JAN)	1910E1C	5507000002690S	1	*
12A	nsp	LABEL EAN	1610BKE2	5507000002400S	1	*
12A	nsp	LABEL EAN	1610SPE2	5507000002420S	1	*
12A	nsp	LABEL EAN	1610E1C	5507000002440S	1	*
12A	nsp	LABEL EAN	1620E1C	5507000002570S	1	*

	Ref. No.	Part No.	Part Name	Remarks		Q'ty	New
	12A	nsp	LABEL EAN	790EA	5507000002680S	2	*
	12A	nsp	LABEL EAN	590EA	5507000002380S	2	*
	13	nsp	LABEL CONTROL		5500014920010S	2	*
	14	nsp	PE SHEET		6327040059000S	1	
	15	324010001003D	MIC CONDENSER		M040000310040S	1	
	16	nsp	LABEL LICENSE	1910/790E3, 790EA	5507000002170S	1	
	16	nsp	LABEL LICENCE	1910E2,E1C	5507000002300S	1	
	17	nsp	PAD BOX BACK		6240210730000S	1	*
	18	nsp	CARD WARRANTY	E3	5727000003000S	1	
	18	nsp	CARD WARRANTY	E1C	5777001670010S	1	
	19	90M-ZC000600R	CORD ASSY	E2	L068250100020S	1	
	19	963611001490S	CORD ASSY	EA	L068250100070S	1	
	20	00D5139111030	LABEL COLOR	SP	5507020170680S	1	
	21	nsp	LABEL CARTON	1910E1C	5507003030380S	1	*
	21	nsp	LABEL CARTON	1610E1C	5507003030360S	1	*
	21	nsp	LABEL CARTON	1620E1C	5507003030370S	1	*
	22	nsp	BUSHING TERMINAL	E2, E1C, EA	2410040353010S	18	
	23	nsp	LABEL DATE	E1C	5507000000850S	1	
	25	nsp	POLY BAG ACCESSORY		6330210222000S	1	
	26	nsp	PAD CUSHION BOTTOM		6240210744000S	1	*
	27	nsp	PAD MANUAL	E2	6240210780000S	1	*
	28	nsp	LABEL SERIAL NO.		5507002000070S	1	
	29	nsp	LABEL PRODUCTION BOX	E1C	5507100500970S	1	
	30	nsp	CRoHS LABEL SET	E1C	5507000000830S	1	

NOTE FOR SCHEMATIC DIAGRAM

WARNING:

Parts marked with this symbol ⚠ have critical characteristics.
Use ONLY replacement parts recommended by the manufacturer.

CAUTION:


Before returning the unit to the customer, make sure you make either (1) a leakage current check or (2) a line to chassis resistance check. If the leakage current exceeds 0.5 milliamps, or if the resistance from chassis to either side of the power cord is less than 460 kohms, the unit is defective.

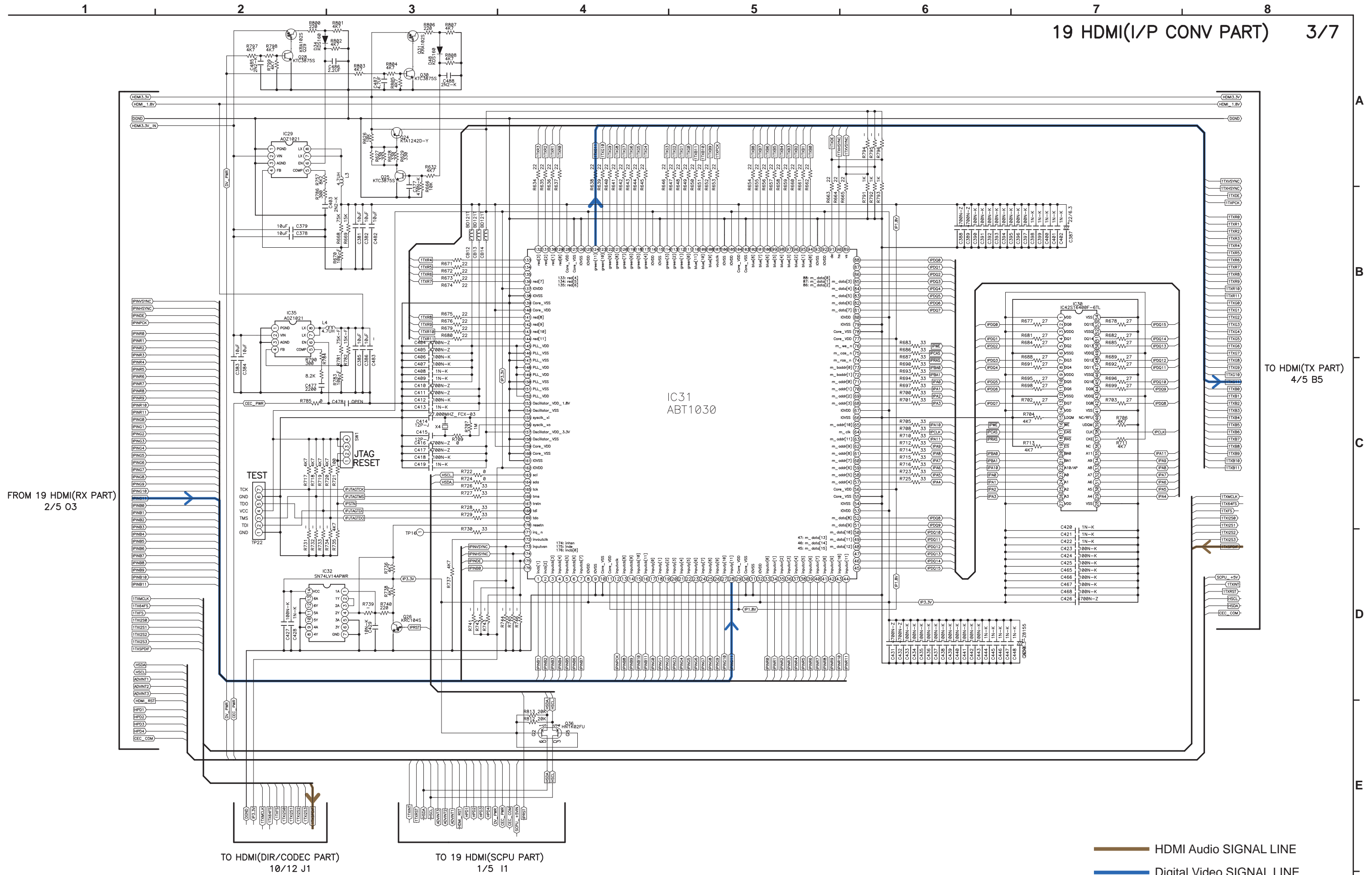
WARNING:

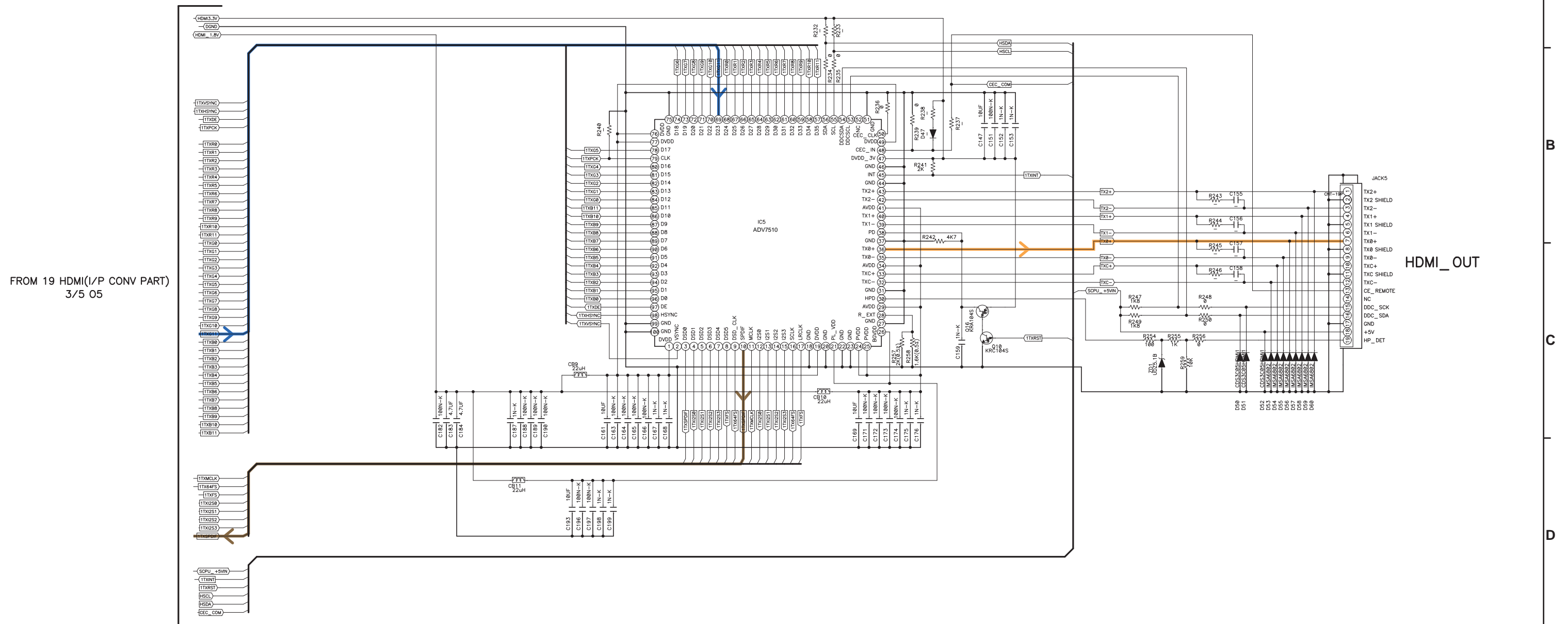
DO NOT return the unit to the customer until the problem is located and corrected.

NOTICE:

ALL RESISTANCE VALUES IN OHM. k=1,000 OHM
M=1,000,000 OHM
ALL CAPACITANCE VALUES IN MICRO FARAD.
P=MICRO-MICRO FARAD
EACH VOLTAGE AND CURRENT ARE MEASURED AT
NO SIGNAL INPUT CONDITION.
CIRCUIT AND PARTS ARE SUBJECT TO CHANGE
WITHOUT PRIOR NOTICE.



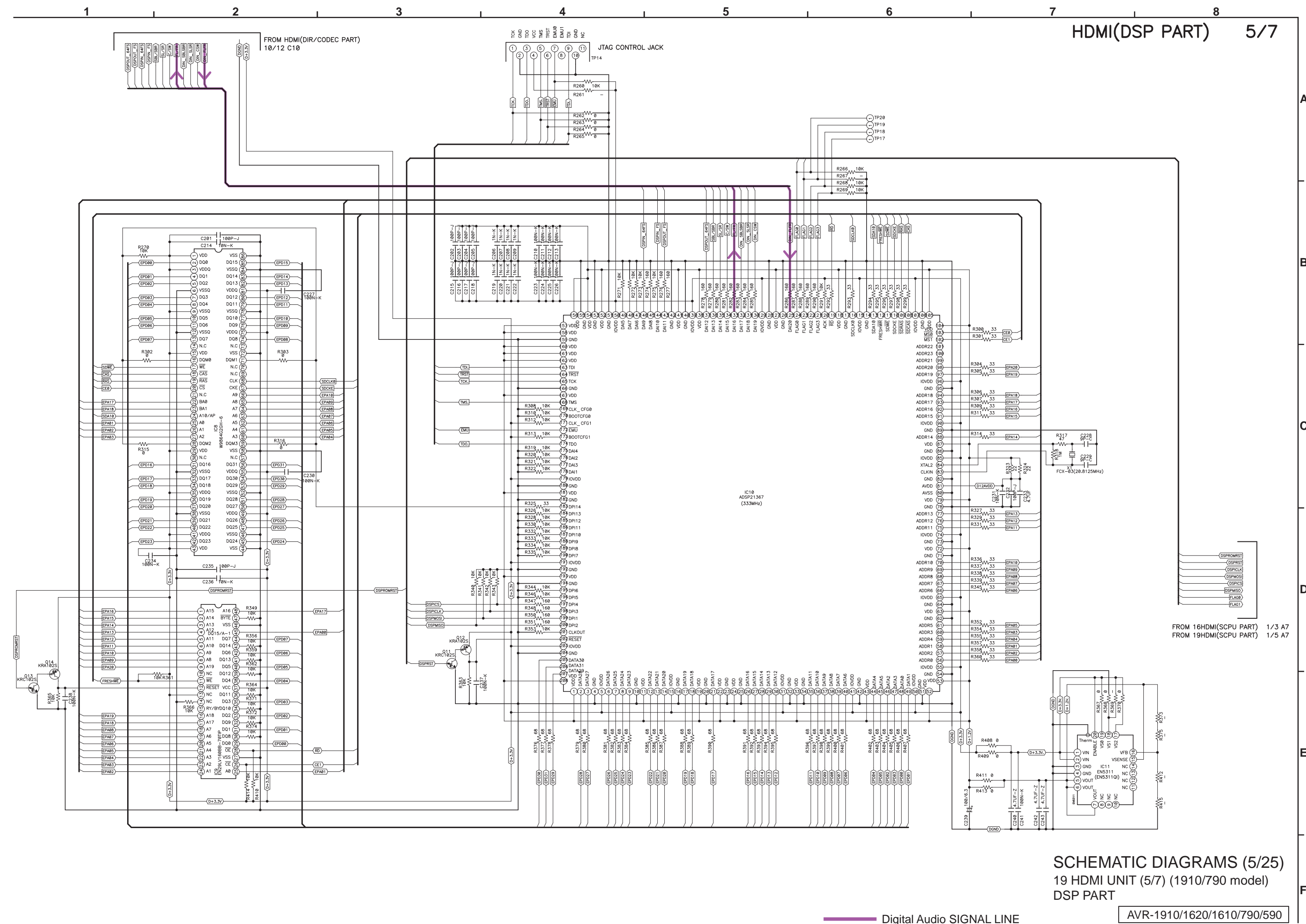


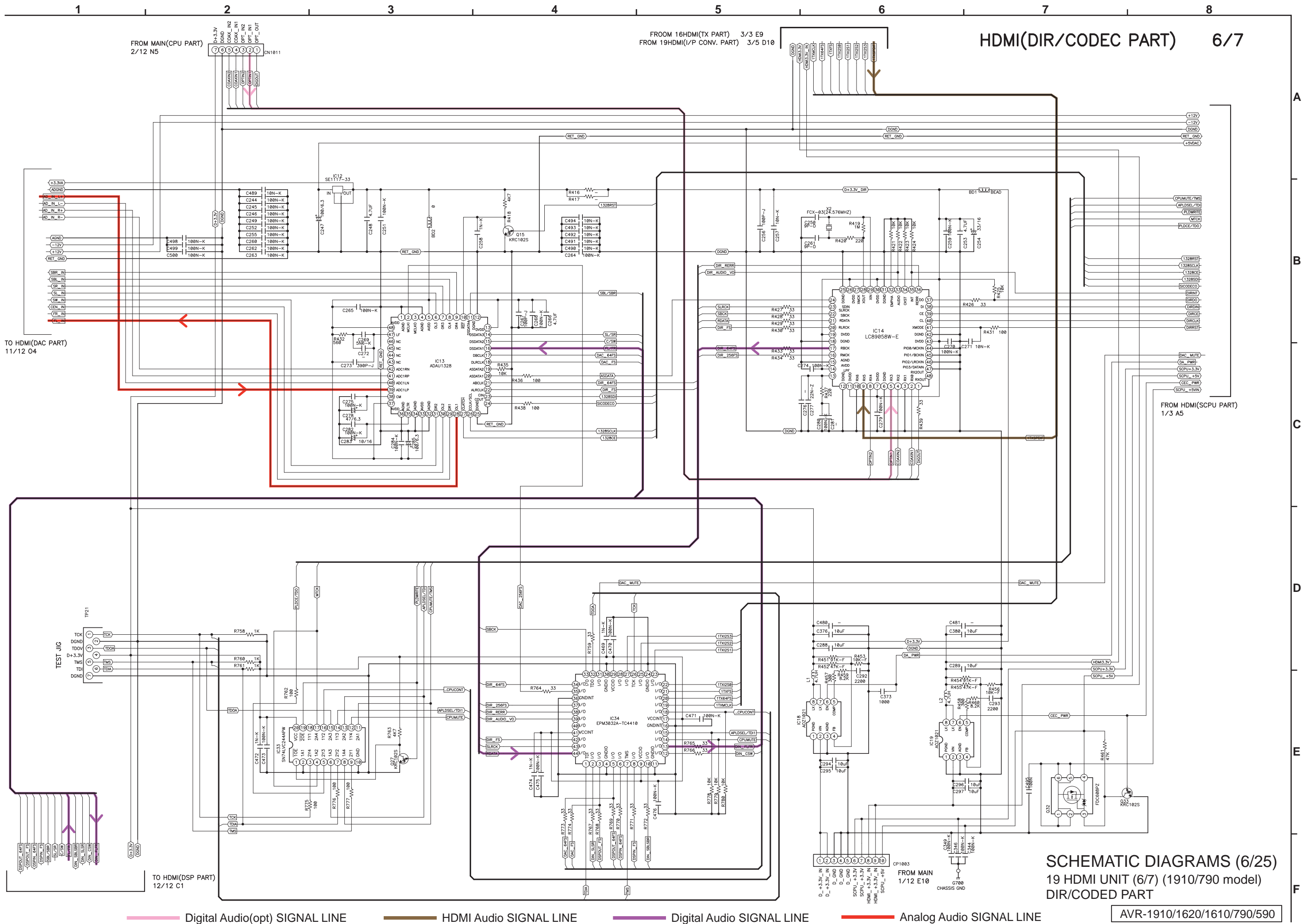


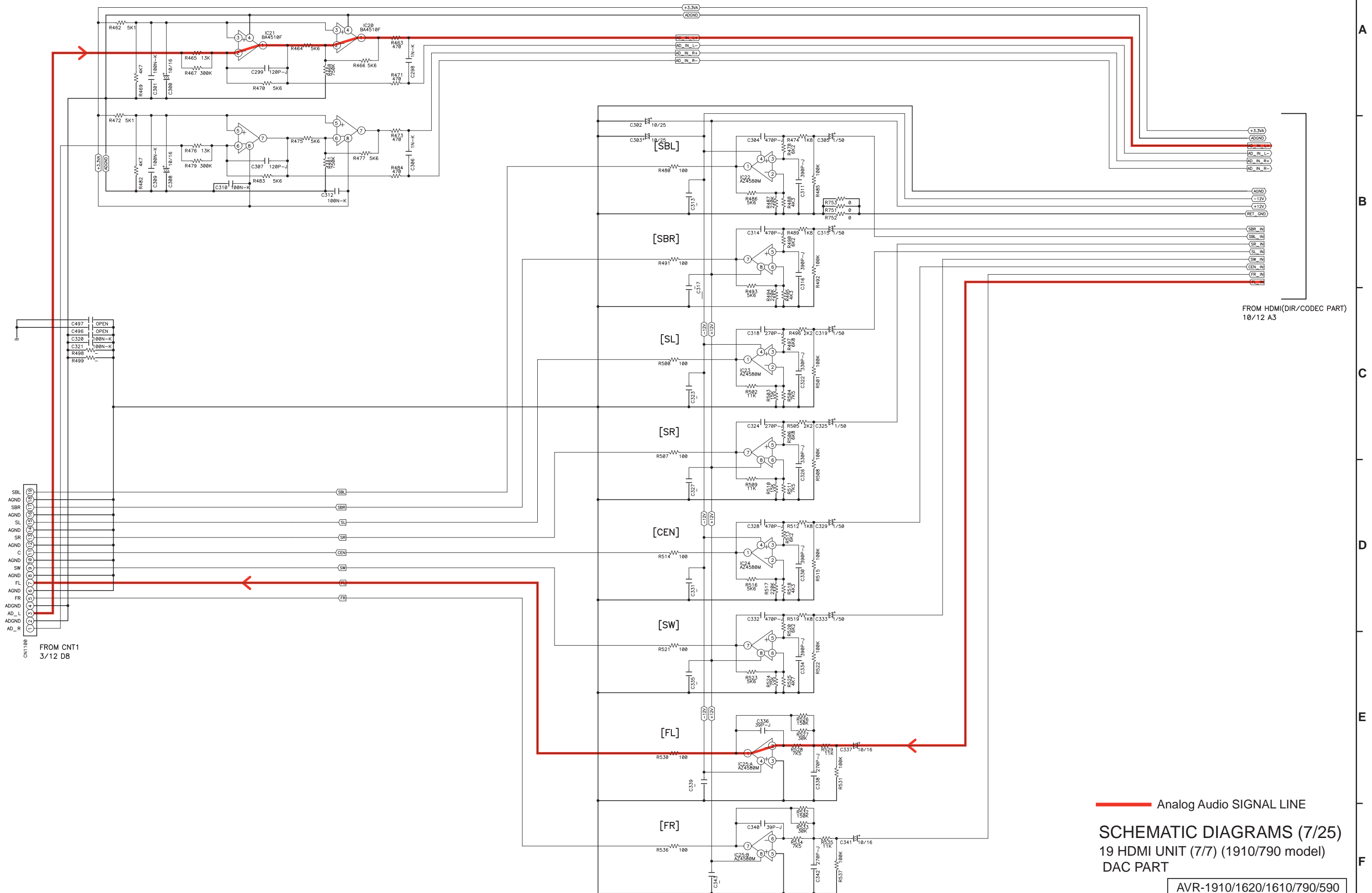
- HDMI/TMDS SIGNAL LINE
- HDMI Audio SIGNAL LINE
- Digital Video SIGNAL LINE

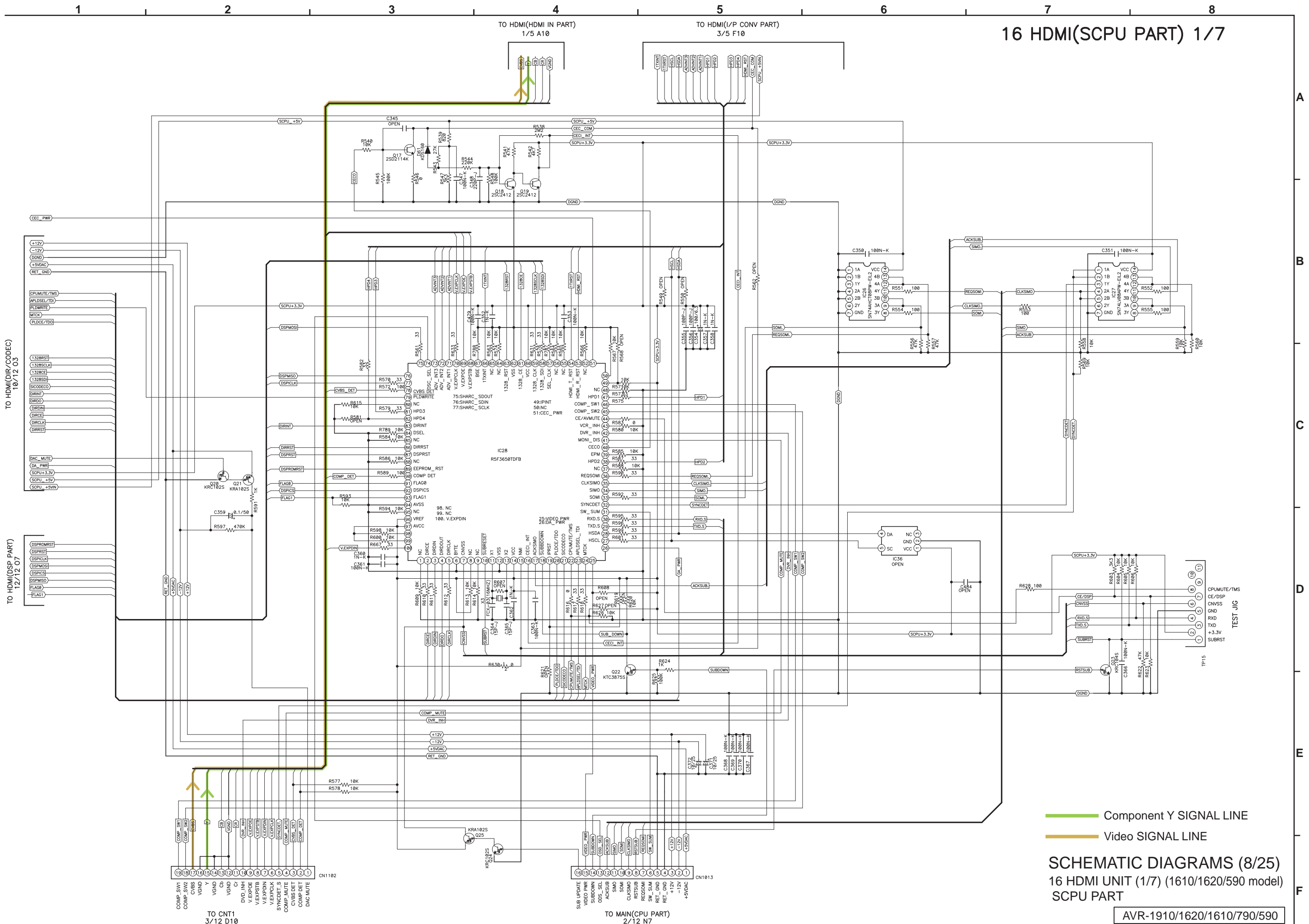
SCHEMATIC DIAGRAMS (4/25)

AVR-1910/1620/1610/790/590








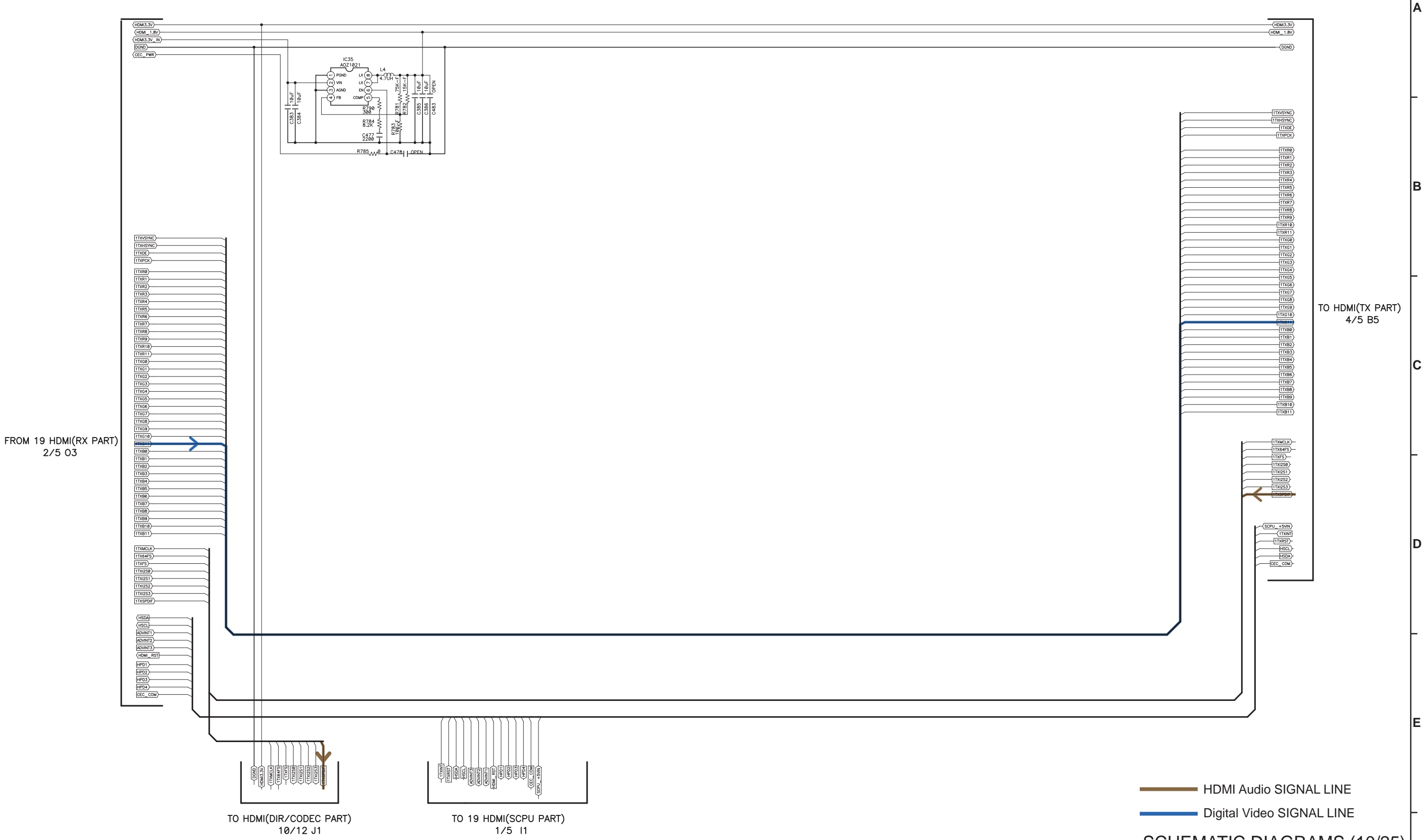


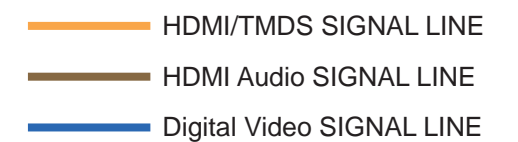
Component Y SIGNAL LINE
Video SIGNAL LINE

SCHEMATIC DIAGRAMS (8/25)
16 HDMI UNIT (1/7) (1610/1620/590 model)
SCPU PART

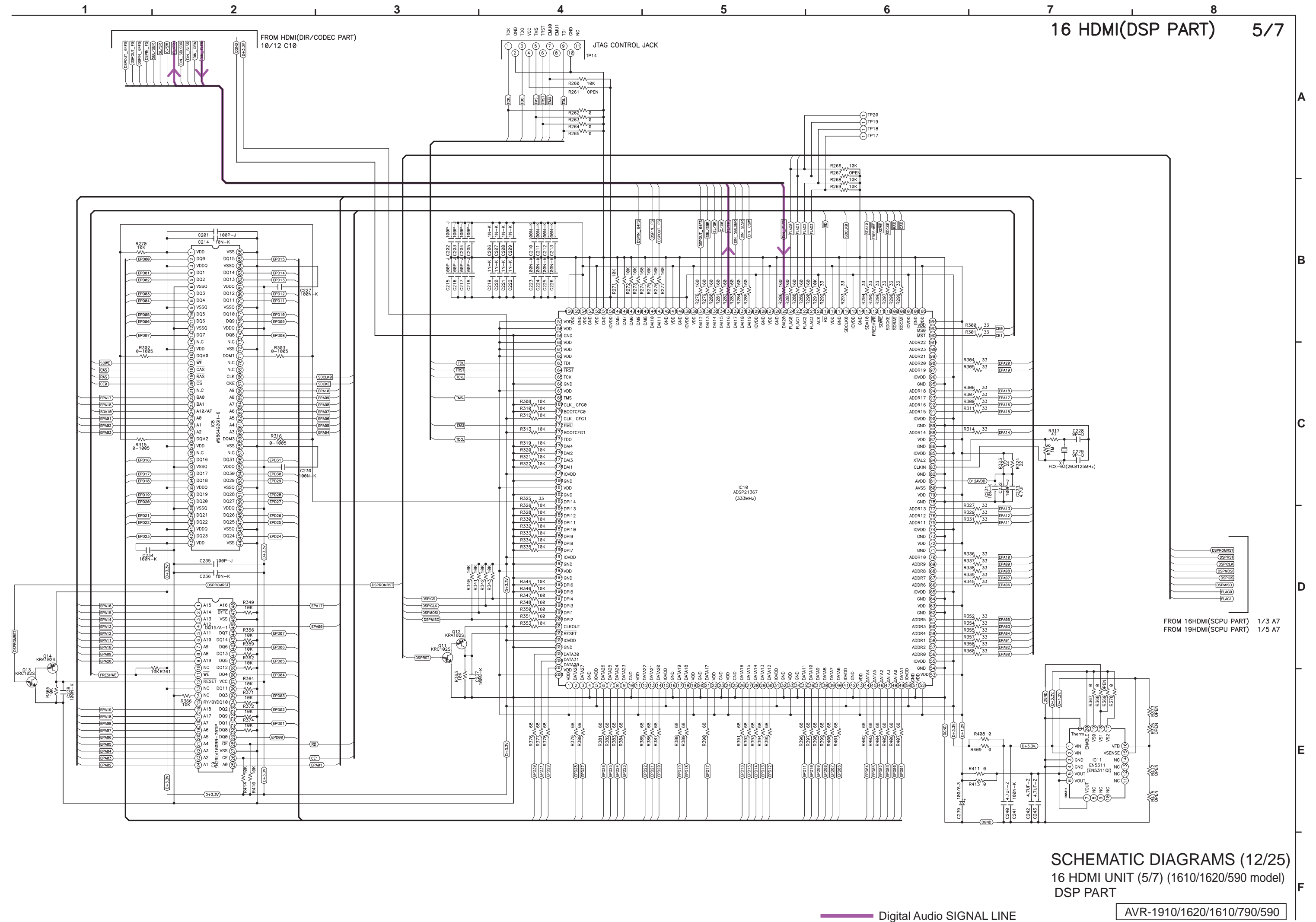
AVR-1910/1620/1610/790/590





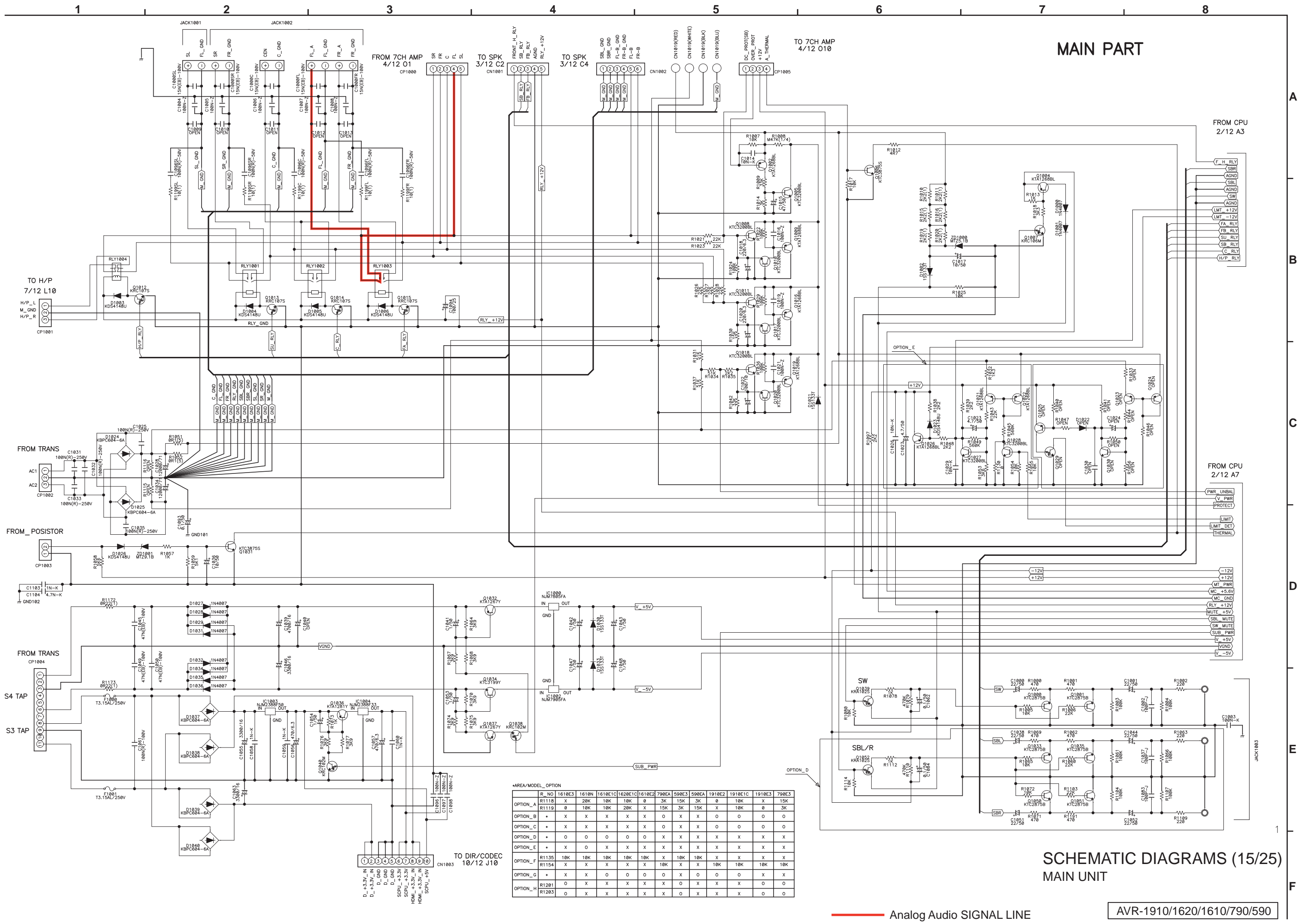


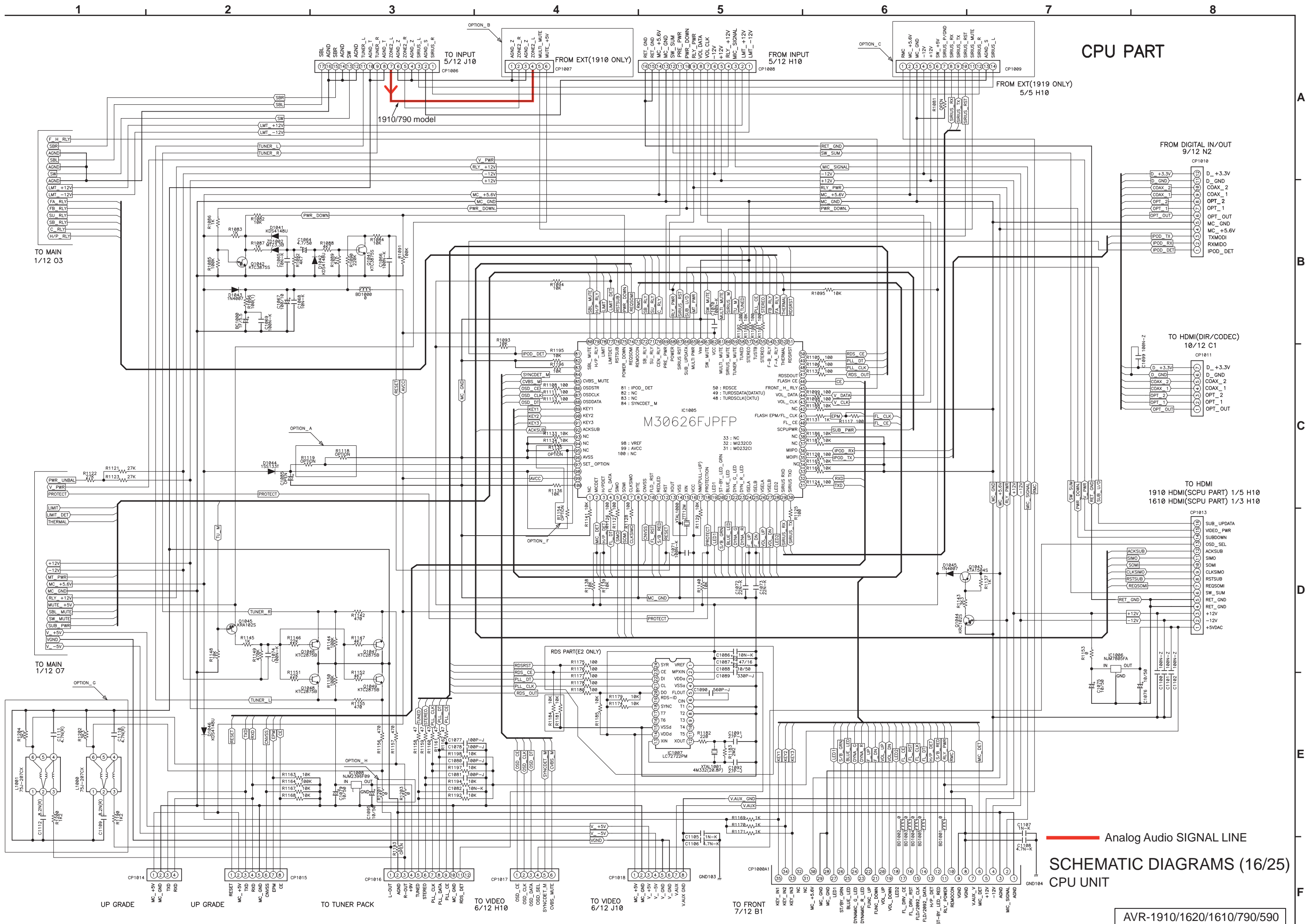
AVR-1910/1620/1610/790/590



SCHEMATIC DIAGRAMS (12/25)
16 HDMI UNIT (5/7) (1610/1620/590 model)
DSP PART





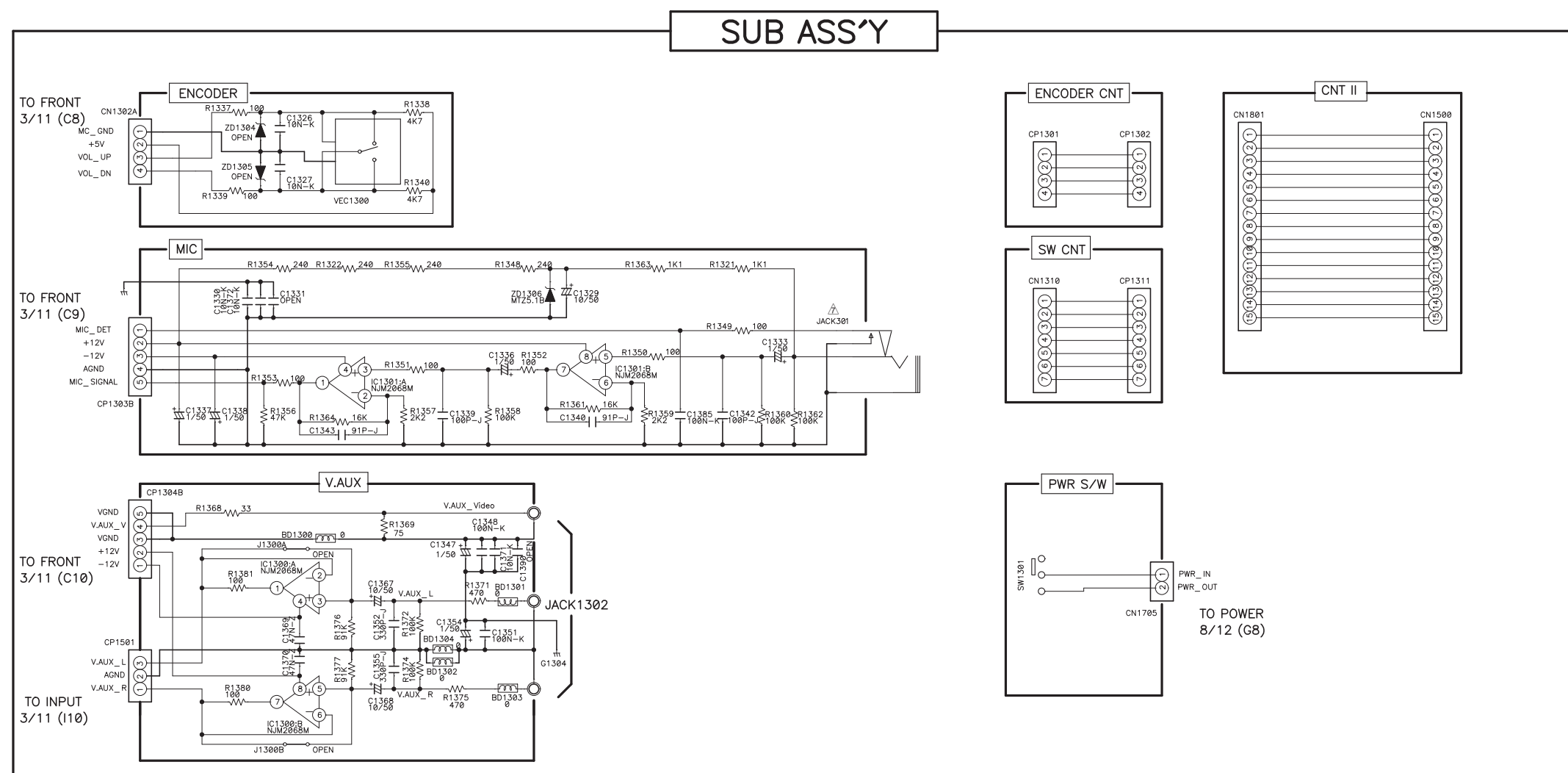
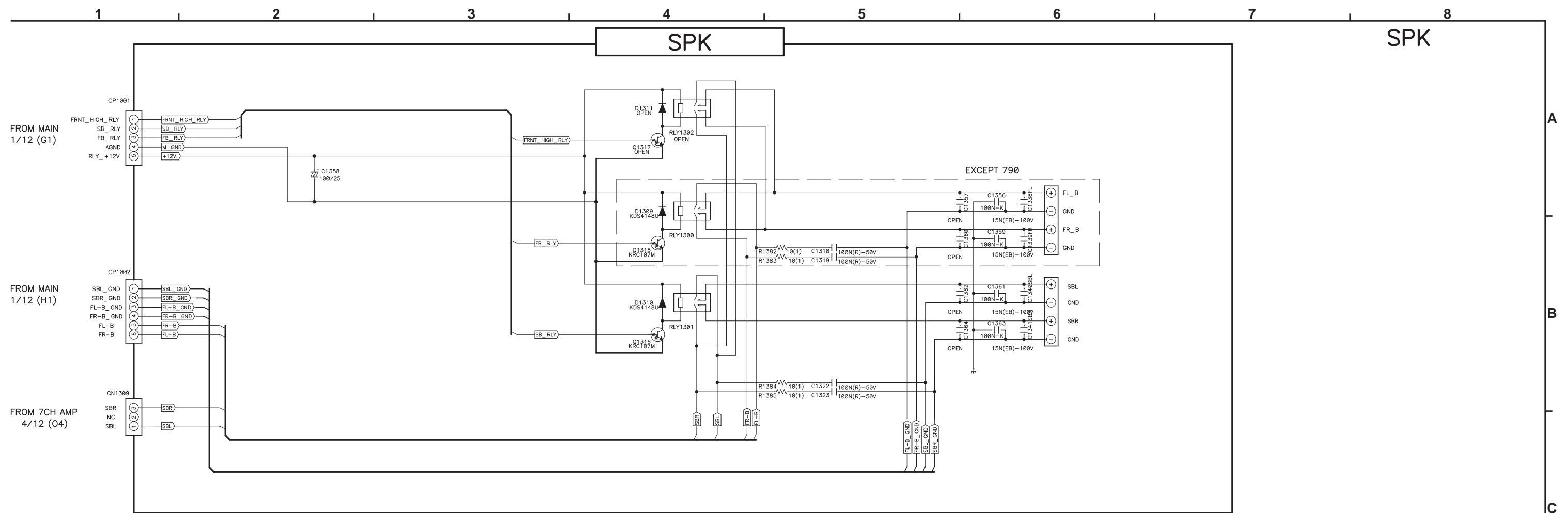


CPU PART

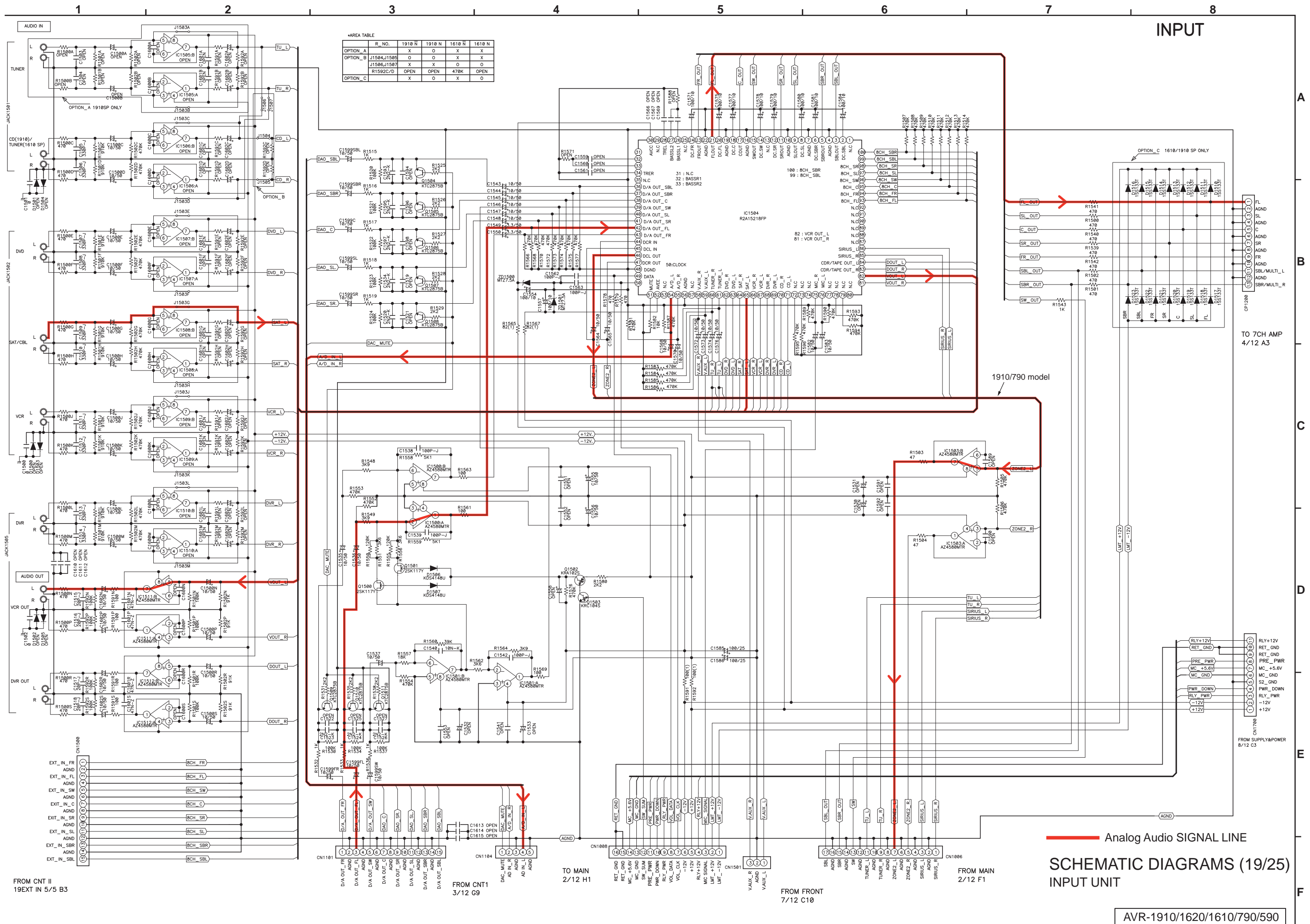
Analog Audio SIGNAL LINE

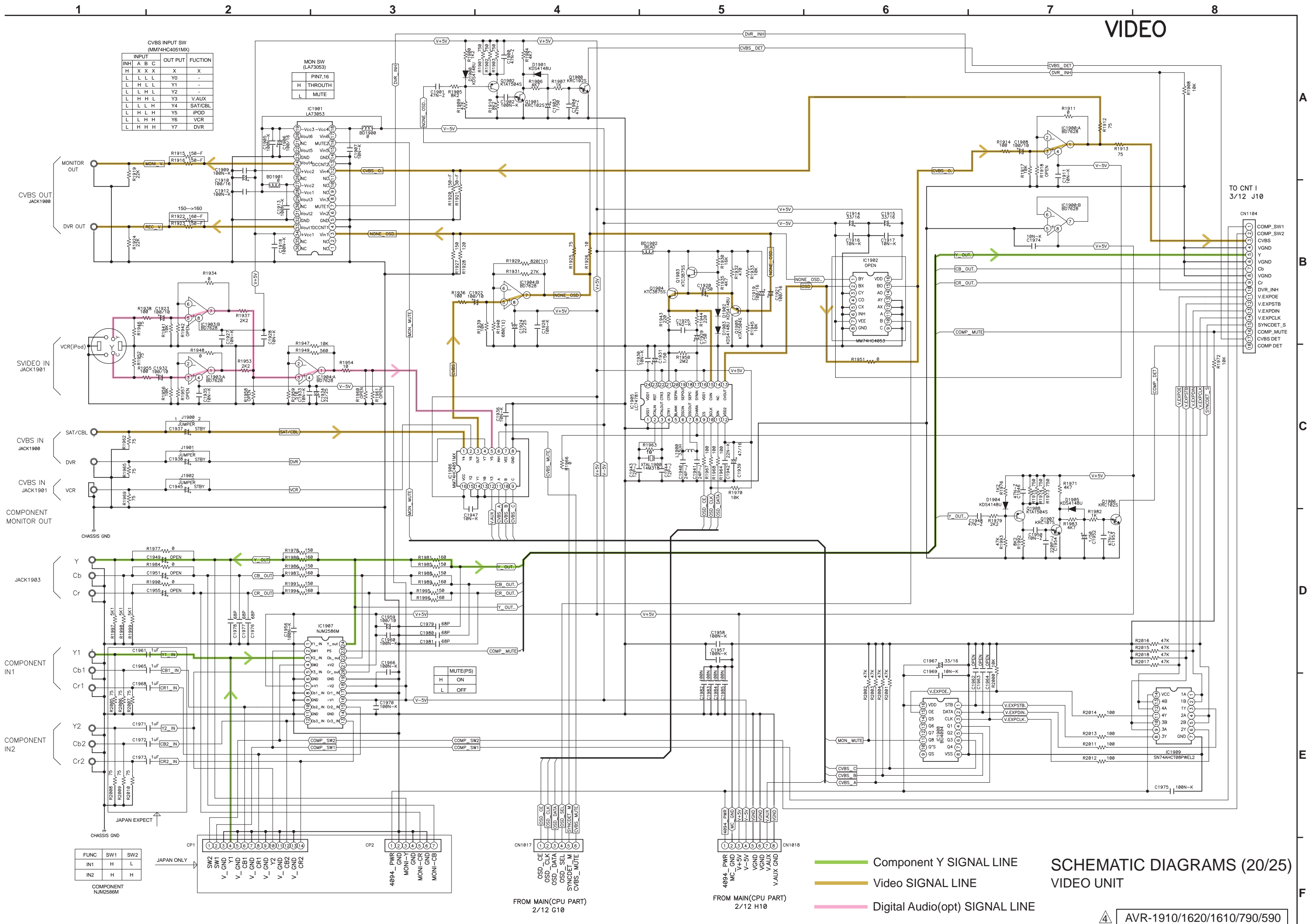
SCHEMATIC DIAGRAMS (16/25) CPU UNIT

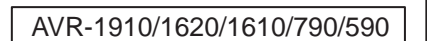
AVR-1910/1620/1610/790/590

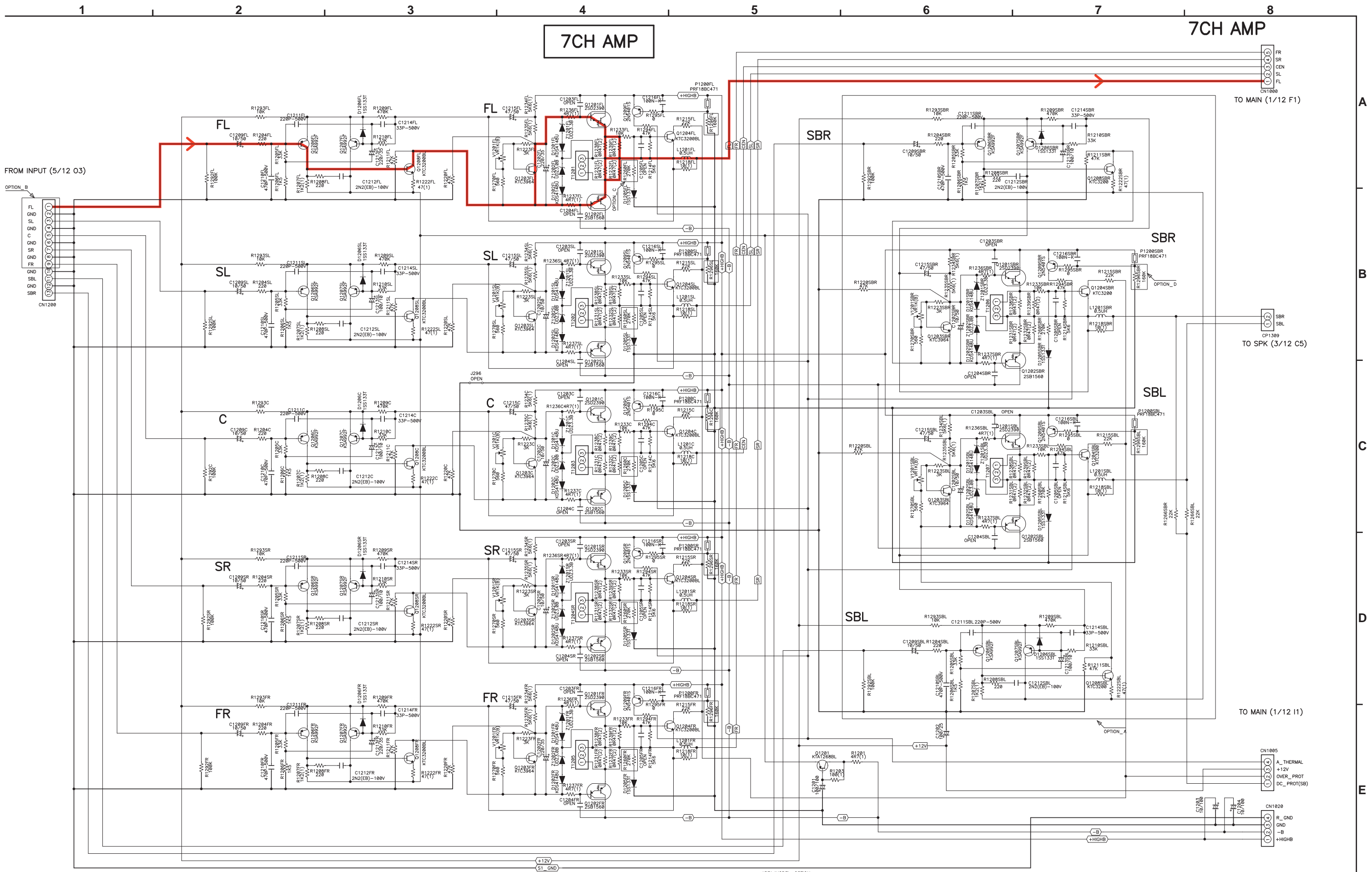


SCHEMATIC DIAGRAMS (18/25)
 SPK UNIT ENCODER CNT UNIT
 ENCODER UNIT SW CNT UNIT
 MIC UNIT P/S UNIT
 V.AUX UNIT CNT1 UNIT







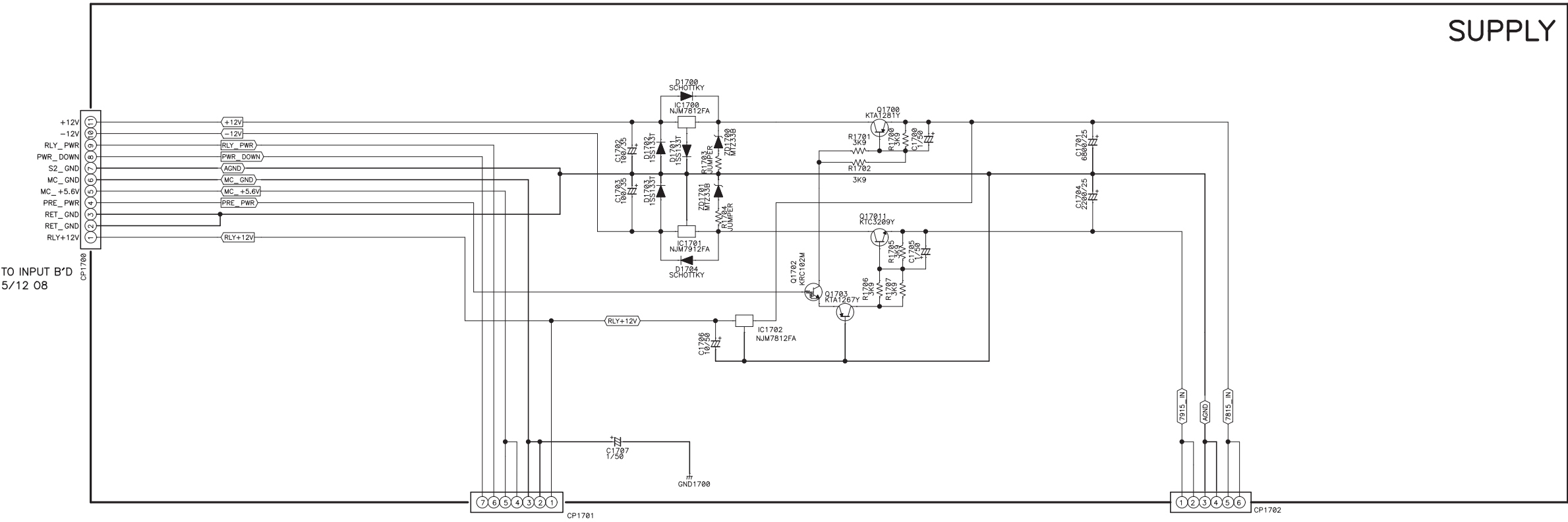


*AREA/MODEL_OPTION

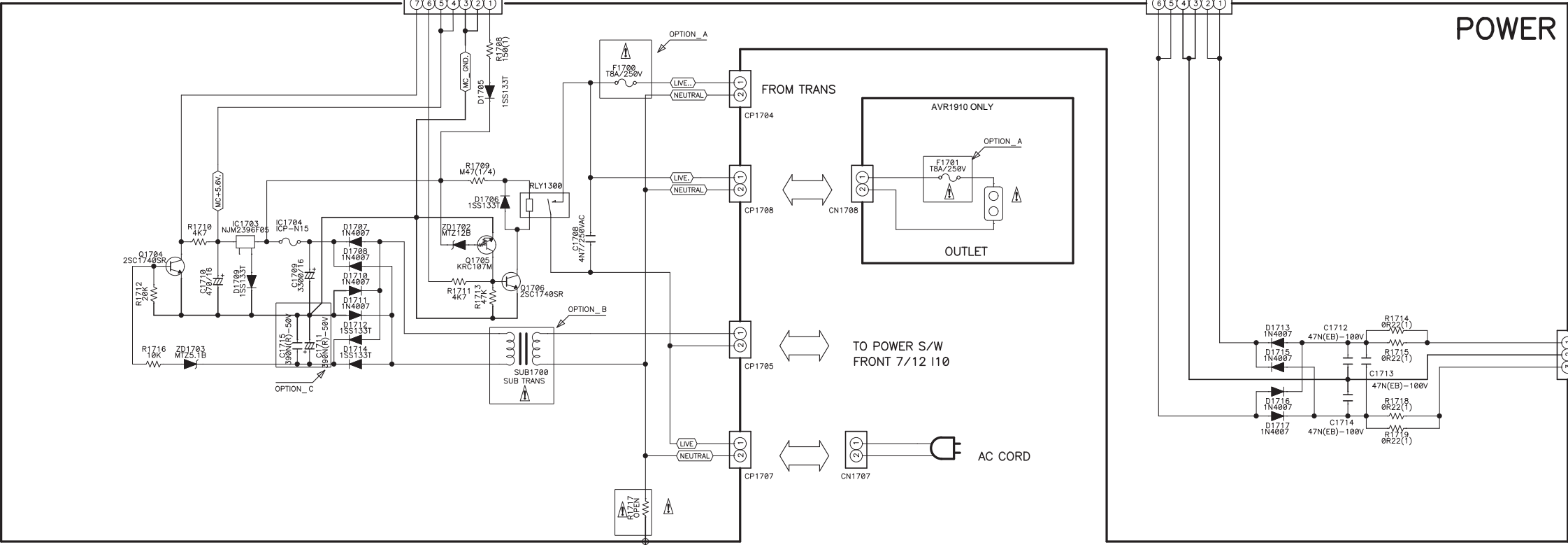
	R_NO	1610E3	1610N	1610E1C	1610E2	790EA	500E3	500EA	1910E2	1910N	1910E1C	1910E3	790E3
OPTION_A	*	X	X	X	X	O	X	X	O	O	O	O	O
OPTION_B	*	O	O	O	O	O	O	O	O	X	X	X	X
OPTION_C	*	300K	300K	300K	300K	270K	300K	300K	270K	270K	270K	270K	270K
OPTION_D	*	160K	160K	160K	160K	180K	160K	160K	180K	180K	180K	180K	180K

— Analog Audio SIGNAL LINE

SCHEMATIC DIAGRAMS (22/25)
7CH-AMP UNIT



TO INPUT B'D
5/12 08



3

*AREA TABLE

R. NO.	1610E3	1610N	1610E1C	1610E2	790EA	590E3	590EA	1910E2	1910E1C	1910E3	790E3
OPTION_A	F1700	T6.3AL/250V	T8A/125V	T4AL/250V	T4AL/250V	T6.3AL/250V	T4AL/250V	T4AL/250V	T4AL/250V	T6.3AL/250V	T6.3AL/250V
OPTION_B	F1701	T8AL/250V	T8A/125V	-	T2.5AL/250V	-	-	T2.5AL/250V	-	T8AL/250V	T8AL/250V
OPTION_C	SUB1700	120V/60Hz	100V/50Hz	220V/50.60Hz	230V/50Hz	230V/50Hz	230V/50Hz	230V/50Hz	230V/50.60Hz	120V/60Hz	120V/60Hz
OPTION_C	C1711	1/50	1/50	1/50	1/50	390N(R)-50V	1/50	1/50	390N(R)-50V	390N(R)-50V	390N(R)-50V
C1715	-	-	-	-	-	390N(R)-50V	-	-	390N(R)-50V	390N(R)-50V	390N(R)-50V

SCHEMATIC DIAGRAMS (23/25)
SUPPLY UNIT
POWER UNIT

AVR-1910/1620/1610/790/590

